

## Actualtests.70-331.171.QA

Number: 70-331  
Passing Score: 800  
Time Limit: 120 min  
File Version: 7.1



<http://www.gratisexam.com/>



**Microsoft 70-331**

### **Core Solutions of Microsoft SharePoint Server 2013**

- Modified few questions, fixed few spelling mistakes and typos.
  - Fixed the Exhibit size and Drag drops/hot spot questions.
- Dump proved so comprehensive and enlightening that I got all necessary information just at one place.
  - This Dump should be your only choice.

<http://www.gratisexam.com/>

## Testlet 1

### Large Company

#### Background

You are the SharePoint administrator for a large company. You are responsible for installing and configuring a multi-server SharePoint environment that will be used for information management and collaboration.

The company has an Active Directory Domain Services (AD DS) domain. User-specific contact information, including employee photos, is stored and managed in Active Directory. All employees are located in the ActiveUsers organizational unit (OU).

The User Profile Synchronization service runs on a server named SERVER1.

#### Business Requirements

The SharePoint environment must meet the following business requirements:

- Ensure that users can connect to the portal by using the same URL from any location.
- Ensure that users can access corporate information from outside the network without using a VPN connection.
- Allow users to configure notifications for content changes.
- Allow users to follow content creators.
- Limit the number of sites and people each user can follow to 100.
- Allow content authors to upload documents, large image files, and large video files for consumption by internal and external users.
- Allow administrators to promote search query results across the entire company.
- Utilize My Sites to share content.
- Provide opportunities for social interaction.

#### Technical Requirements

You must meet the following technical requirements for the SharePoint environment:

- Do not exceed the minimum hardware specifications.
- Install the minimum supported versions of all software on the servers.
- Control the growth of storage utilization.
- Maximize existing content database usage before creating new content databases.
- Store large files on network attached storage (NAS).
- Ensure that all web applications, site collections, files, databases, and components stay within the supported limits.
- Configure the User Profile Synchronization service to import user profile data from Active Directory.
- Grant the User Profile service account the least permissions necessary to read data.
- Ensure that current and future SharePoint environments include the most recent software updates.
- Use predefined database naming conventions.
- Create individual user sites by using the `https://contoso.com/personal/path`.

#### QUESTION 1

You create a User Profile Synchronization connection.

You need to grant the necessary permissions to the synchronization account.

What should you do?

- A. Grant the account Full Control on the ActiveUsers OU.
- B. Grant the account Full Control on the AuthenticatedUsers AD security group.
- C. Grant the account Read permission on the domain.
- D. Grant the account the Replicate Directory Changes permission on the domain.

**Correct Answer: D**

**Section: [none]**

**Explanation**

**Explanation/Reference:**

## **QUESTION 2**

You need to ensure that content authors can publish the specified files.

What should you do?

- A. Create multiple authoring site collections. Create a site that contains lists, document libraries, and a Pages library. Create an asset library in a new site collection, and enable anonymous access to the library on the publishing web application.
- B. Create multiple authoring site collections. Create a site that contains lists, document libraries, and a Pages library. Create an asset library in the authoring site collection, and enable anonymous access to the library on the authoring web application.
- C. Create one authoring site collection. Create a site that contains multiple lists, document libraries, and Pages libraries. Create an asset library in a new site collection, and enable anonymous access to the library on the publishing web application.
- D. Create multiple authoring site collections. Create a site that contains multiple lists, document libraries, and Pages libraries. Create an asset library in a new site collection, and enable anonymous access to the library on the publishing web application.

**Correct Answer: B**

**Section: [none]**

**Explanation**

**Explanation/Reference:**

## **QUESTION 3**

You need to import employee photos into SharePoint user profiles by using the least amount of administrative effort.

Which three actions should you perform? (Each correct answer presents part of the solution. Choose three.)

- A. Define a mapping for the thumbnailPhoto attribute of the Picture user profile property.
- B. Run the Update-SPUserSolution Windows PowerShell cmdlet.
- C. Run an incremental synchronization of the User Profile Synchronization service.
- D. Run a full synchronization of the User Profile Synchronization service.
- E. Run the Update-SPProfilePhotoStore Windows PowerShell cmdlet.
- F. Define a mapping for the photo attribute of the Picture user profile property.

**Correct Answer:** ADE

**Section:** [none]

**Explanation**

**Explanation/Reference:**

Explanation: A: Step 3 below.

D: Step 5 below.

E: Step 6 below.

Note: Importing Images into SharePoint User Profiles My Sites

To make the user images that we have uploaded into the thumbnail Photo attribute in Active Directory available in SharePoint we will first need to map it to the Picture property in the User Profile Service Application.

Firstly you will need to go into the User Profile Service Application.

1. Central Admin > Application Management > Service Applications > Manage Service Applications > User Profile Service Application

2. Then you will need to go into the Manage User Properties section and edit the Picture property.

3. Next we will map the Active Directory property thumbnail Photo to the Picture property in SharePoint

4. Once the mapping has been applied the Manage User Properties page will look like this. 5. Now we will need to run a Full User Profile Synchronization job so that SharePoint can import

the user images from Active Directory

Synchronization > Start Profile Synchronization > Start Full Synchronization

6. Lastly we will need to force SharePoint to update the User Profile Database. This will create the thumbnails that are used in My Sites and the User Profile Service. This will need to be run in the SharePoint PowerShell Console with the appropriate My Site permissions.

```
1 # This will create thumbnails from the user profile images saved in the My Sites User
  Profile pictures library
2 Update-SPPProfilePhotoStore -MysiteHostLocation http://mysites -
  CreateThumbnailsForImportedPhotos 1
```

Reference: IMPORTING USER PROFILE PICTURES INTO ACTIVE DIRECTORY, EXCHANGE 2010 & SHAREPOINT 2010 COMPLETE GUIDE

#### QUESTION 4

You copy the content of the SharePoint installation media and software updates to your hard drive.

You need to meet the setup requirements for future SharePoint server installations.

What should you do?

- A. Extract the content of each file to the Updates folder by running the /extract:<path> command.
- B. Upgrade the installation media by running the /lang:<lcid> command.
- C. Extract the content of each file to the Setup folder by running the /extract:<path> command.
- D. Extract the content of each file to the PrerequisiteInstallerFiles folder by running the /extract:<path> command.

**Correct Answer:** A

**Section:** [none]

**Explanation**

**Explanation/Reference:**

#### QUESTION 5

You need to implement corporate sizing and performance guidelines for general usage scenarios.

Which three actions should you perform? (Each correct answer presents part of the solution.

Choose three.)

- A. For the Remote BLOB Storage (RBS) storage subsystem on network attached storage (NAS), limit the maximum time-to-first-byte (TTFB) of any response from the NAS to 100 milliseconds.
- B. Limit the maximum size of each content database to 4 TB.
- C. For the Remote BLOB Storage (RBS) storage subsystem on network attached storage (NAS), limit the maximum time-to-first-byte (TTFB) of any response from the NAS to 20 milliseconds.
- D. Limit the number of documents in each document library to 20 million.
- E. Limit the number of documents in each content database to 10 million.

F. Limit the maximum size of each content database to 200 GB.

**Correct Answer:** CEF

**Section:** [none]

**Explanation**

**Explanation/Reference:**

Explanation: C: Network Attached Storage (NAS) is only supported by SharePoint 2013 with iSCSI and if TTFB is less than 20ms.

E: The largest number of items per content database that has been tested on SharePoint Server 2013 is 60 million items, including documents and list items. If you plan to store more than 60 million items in SharePoint Server 2013, you must deploy multiple content databases.

F: We strongly recommended limiting the size of content databases to 200 GB, except when the circumstances in the following rows in this table apply. If you are using Remote BLOB Storage (RBS), the total volume of remote BLOB storage and metadata in the content database must not exceed this limit.

Note: The use of RBS-enabled content databases larger than 4TB with collaboration sites is not supported.

Reference: Plan for RBS in SharePoint 2013

Reference: Software boundaries and limits for SharePoint 2013

#### **QUESTION 6**

You need to ensure that service applications meet the technical requirements by using the least amount of administrative effort.



<http://www.gratisexam.com/>

What should you do?

- A. Use the Farm Configuration Wizard to add service applications.
- B. Use Windows PowerShell to configure service applications.
- C. Use the SharePoint Products Configuration Wizard to complete the server configuration.
- D. In Central Administration, manually create each service application.

**Correct Answer:** B

<http://www.gratisexam.com/>

**Section: [none]**  
**Explanation**

**Explanation/Reference:**

**QUESTION 7**

You need to ensure that user-selected subscription content automatically appear on users' My Sites.

Which configuration option should you choose? (To answer, select the appropriate option in the answer area.)

**Hot Area:**



## People

[Manage User Properties](#) | [Manage User Profiles](#)

[Manage User Sub-types](#) | [Manage Audiences](#)

[Schedule Audience Compilation](#) | [Compile Audiences](#)

[Manage User Permissions](#) | [Manage Policies](#)



## Synchronization

[Configure Synchronization Connections](#)

[Configure Synchronization Timer Job](#)

[Configure Synchronization Settings](#) | [Start Profile Synchronization](#)



## Organizations

[Manage Organization Properties](#) | [Manage Organization Profiles](#)

[Manage Organization Sub-types](#)



## My Site Settings

[Setup My Sites](#) | [Configure Trusted Host Locations](#)

[Manage Promoted Sites](#) | [Publish Links to Office Client Applications](#)

[Manage Social Tags and Notes](#) | [Manage Following](#)

Correct Answer:





## People

Manage User Properties | Manage User Profiles |

Manage User Sub-types | Manage Audiences |

Schedule Audience Compilation | Compile Audiences |

Manage User Permissions | Manage Policies



## Synchronization

Configure Synchronization Connections |

Configure Synchronization Timer Job |

Configure Synchronization Settings | Start Profile Synchronization



## Organizations

Manage Organization Properties | Manage Organization Profiles |

Manage Organization Sub-types



## My Site Settings

Setup My Sites | Configure Trusted Host Locations |

Manage Promoted Sites | Publish Links to Office Client Applications

Manage Social Tags and Notes | Manage Following

Section: [none]

Explanation

Explanation/Reference:



## People

Manage User Properties	Manage User Profiles
Manage User Sub-types	Manage Audiences
Schedule Audience Compilation	Compile Audiences
Manage User Permissions	Manage Policies



## Synchronization

Configure Synchronization Connections	
Configure Synchronization Timer Job	
Configure Synchronization Settings	Start Profile Synchronization



## Organizations

Manage Organization Properties	Manage Organization Profiles
Manage Organization Sub-types	



## My Site Settings

Setup My Sites	Configure Trusted Host Locations
Manage Promoted Sites	Publish Links to Office Client Applications
Manage Social Tags and Notes	Manage Following

Note:

\* A user's individual site collection hosts the document library of the user's individual My Site. An individual site collection is created the first time that a user accesses the My Site.

### QUESTION 8

You need to install the appropriate versions of Windows Server, Microsoft SQL Server, and Microsoft .NET Framework in the server environment.

Which operating system and applications should you install? (To answer, drag the appropriate operating systems and applications to the correct server layers in the answer area. Each operating system or application may be used once, more than once, or not at all. You may need to drag the split bar between panes or scroll to view content.)

**Select and Place:**

XXXXXXXXXXXX

.NET Framework 4.0

.NET Framework 4.5

SQL Server 2008 SP2

SQL Server 2008 R2 SP1

SQL Server 2012

Operating system

Windows Server 2008 SP2

Windows Server 2008 R2 SP1

Answer Area

Server layer	Operating system	Application
Web		
Application		
Database		

**Correct Answer:**

XXXXXXXXXXXXXXXXXXXX

.NET Framework 4.0

.NET Framework 4.5

SQL Server 2008 SP2

SQL Server 2008 R2 SP1

SQL Server 2012

Operating system

Windows Server 2008 SP2

Windows Server 2008 R2 SP1

Answer Area

Server layer	Operating system	Application
Web	Windows Server 2008 R2 SP1	.NET Framework 4.5
Application	Windows Server 2008 R2 SP1	.NET Framework 4.5
Database	Windows Server 2008 R2 SP1	SQL Server 2008 R2 SP1

**Section:** [none]

**Explanation**

**Explanation/Reference:**

Server Layer, Web

Operation System: Windows Server 2008 R2 SP1

Application: .NET Framework 4.5

Server Layer, Application

Operation System: Windows Server 2008 R2 SP1

Application: .NET Framework 4.5

Server Layer, Database

Operation System: Windows Server 2008 R2 SP1

Application: SQL Server 2008 R2 SP1

Note:

\* From scenario: Install the minimum supported versions of all software on the servers.

\* Minimum requirements for a single server with built-in database: include:

The 64-bit edition of Windows Server 2008 R2 Service Pack 1 (SP1) Standard, Enterprise, or Datacenter or the 64-bit edition of Windows Server 2012 Standard or Datacenter

Microsoft .NET Framework version 4.5

Microsoft SQL Server 2008 R2 SP1 -

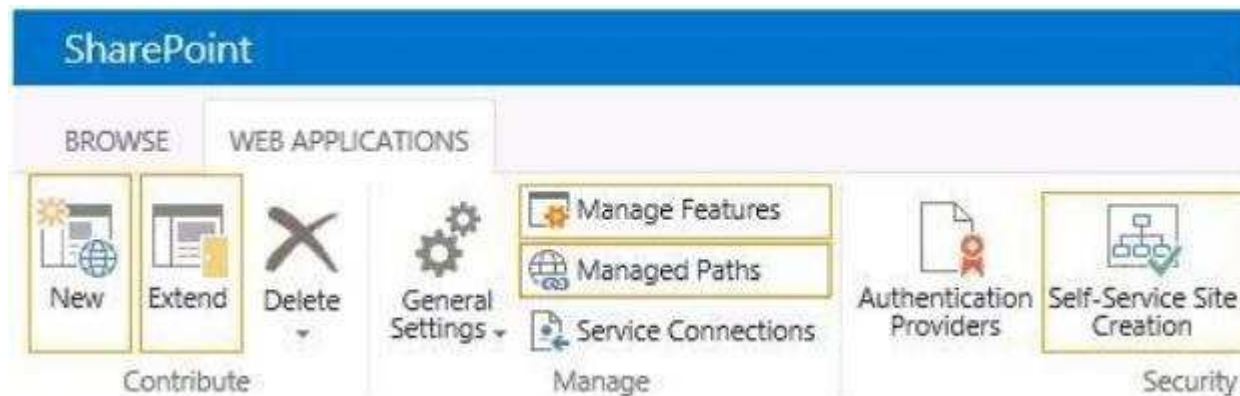
### QUESTION 9

You are setting up individual user sites.

You need to ensure that site addresses follow corporate guidelines.

Which command should you use? (To answer, select the appropriate command in the answer area.)

**Hot Area:**



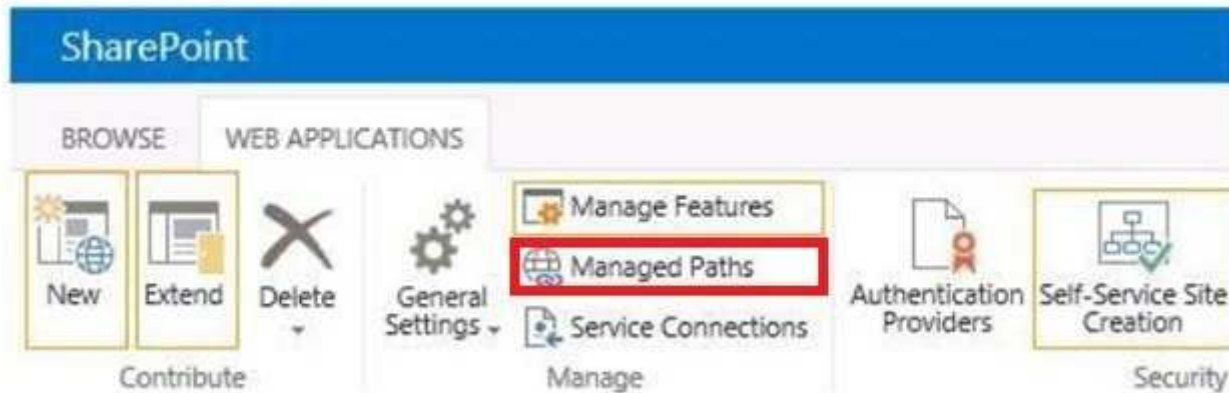
**Correct Answer:**



Section: [none]

Explanation

Explanation/Reference:



When you define managed paths, you can specify the paths in the URL namespace of a web application to use for site collections. You can specify that one or more site collections exist at a specified path. This can be a convenient method of combining multiple site access for users in various departments.

Reference: Define managed paths in SharePoint Server 2013

#### QUESTION 10

You need to ensure that corporate search guidelines are followed.

What rule should you create? (To answer, select the appropriate option from each drop-down list)



in the answer area.)

Rule type	Action or condition
<div></div>	<div></div>

Hot Area:

Rule type	Action or condition
<div></div>	<div></div>
crawler impact rule	Add Promoted Results
query rule	Add Result Blocks
	Advanced Query Text Match
	Query Commonly Used in Source
	Result Type Commonly Clicked



Correct Answer:

Rule type	Action or condition
<div></div>	<div></div>
crawler impact rule	Add Promoted Results
query rule	Add Result Blocks
	Advanced Query Text Match
	Query Commonly Used in Source
	Result Type Commonly Clicked

Section: [none]

Explanation

Explanation/Reference:

Rule type	Action or condition
	
crawler impact rule	Add Promoted Results
query rule	Add Result Blocks
	Advanced Query Text Match
	Query Commonly Used in Source
	Result Type Commonly Clicked

Note:

\* From scenario: Allow administrators to promote search query results across the entire company.

\* Query rules are composed of three components:

Condition – When to apply the rule?

Action – What to do when the rule is matched?

Publishing – When should the rule be active?

\* Actions

Once the condition has been configured the fun begins! The next step is to decide what to do when the query rule applies. Essentially there are three options here:

Add Promoted Result

Add Result Block

Change ranked results by changing the query

\* Add Promoted Result – A promoted result is a result that appears at the top of the search results, this is particularly useful way to promote a particular search result. For example, you may want a query for “human resources info” to promote a link to the human resources SharePoint Site.

Reference: How To Customize SharePoint 2013 Search Results Using Query Rules and Result Sources



## Testlet 1

### Photo Processing

#### Background

##### General Background

You are a SharePoint administrator for an online photo-processing company named Contoso, Ltd. Contoso's primary customers are professional photographers. The Contoso SharePoint 2013 environment includes the sites described in the following table.

Description	URL	Usage
Public website	www.adatum.com	Photographers upload photos, customize print-processing options, and pay for orders.
Intranet site	intranet.contoso.com	Contoso employees collaborate with colleagues and store processed photo files.

The intranet site includes a document library for each employee in which the employee stores photos.

##### Technical Background

The SharePoint environment contains five front-end web servers that use Windows Network Load Balancing (NLB) with NLB affinity set to None. The company maintains all processed photos in the SharePoint content database. The content database uses RAID 5 storage. Photo files that are more than one year old are rarely viewed. Employees actively use the default self-service site creation feature.

The network infrastructure contains an Active Directory Domain Services (AD DS) environment. All servers run Windows Server 2008 R2. The internal AD DS domain is named contoso.com. Active Directory Federation Services (AD FS) is deployed in the LAN. Two AD FS proxy servers are deployed in the perimeter network. Users log on to client computers by using the syntax username@contoso.com.

Contoso has a lab environment that includes a dedicated AD DS environment and SharePoint 2013. The main lab SharePoint site is located at lab.intranet.contoso.com. A test site for a project named Project2 exists under lab.intranet.contoso.com/corp. The default self-service site creation feature is enabled for the test site.

Contoso has a development team that maintains the public website, maintains the intranet site, and creates SharePoint apps. The development team recently created a SharePoint-hosted app named App1 that converts .tif files to .png files.

### Future Development

Contoso is forming a new corporation named Proseware, Inc. that will sell SharePoint apps. The company has acquired the proseware.com domain name.

- Contoso is preparing to federate with Microsoft Office 365 and will use the proseware.com domain for Office 365 services.

### Technical Requirements

You must meet the following technical requirements:

- App1 must have access to each employee's photo document library.
- App1 must use Windows Authentication.
- Each front-end web server must use a single IP address for all SharePoint sites and apps on that server.
- All SharePoint sites and apps must listen on port 9000.
- Office 365 must use single sign-on (SSO).

The company has established the following new monitoring requirements for the production SharePoint environment:

- Monitor whether a large number of documents are checked out.
- Monitor whether a large number of unpublished items are being requested.

The company has established the following new monitoring requirements for Project2:

- Monitor changes to a value in a specific registry key.
- Monitor the SharePoint cache hit ratios.
- Perform monitoring only from 9:00 A.M. to 3:00 P.M. daily.

### Existing Problems

Multiple authentications often occur when users log on to and navigate in SharePoint. Users have reported some small delays accessing data.

The content database is currently stored on Serial Attached SCSI (SAS) disk drives and is growing at a rapid pace. The following related issues currently exist:

SharePoint is not performing as well as it was when the content database was smaller.

Storage costs to house the photo files are too expensive.

Scanned contracts are stored in binary large object (BLOB) cache storage. The BLOB cache is routinely filling up. End users are reporting poor performance when viewing scanned contracts.

### QUESTION 1

You need to create a new site collection while maintaining the ability for users to create their own sites.

What should you do?

- A. Use a path-based site collection and a single farm that contains all the web applications.
- B. Create a host-named site collection and use a single farm that contains all the web applications.
- C. Use a path-based site collection and alternate access mappings.
- D. Create a host-named site collection and use a single farm that contains a single consolidated web application.

**Correct Answer:** B

**Section:** [none]

**Explanation**

**Explanation/Reference:**

## **QUESTION 2**

You need to meet the Project2 monitoring requirements.

What should you do?

- A. Create a user-defined data collector set.
- B. Monitor only startup event trace sessions.
- C. Monitor only event trace sessions.
- D. Use a system-defined data collector set.

**Correct Answer:** A

**Section:** [none]

**Explanation**

**Explanation/Reference:**

## **QUESTION 3**

You need to configure a managed path to support Project2.

What should you do?

- A. Use an explicit inclusion for /corp.
- B. Create a new IIS virtual directory under the /corp site.
- C. Create a new IIS virtual directory under the default website.
- D. Use a wildcard inclusion for /corp.

**Correct Answer:** D

**Section:** [none]

**Explanation**

**Explanation/Reference:**

**QUESTION 4**

You need to implement Office 365 authentication.

What should you do?

- A. Add only adatum.com as an Office 365 SSO domain and use the SupportMultipleDomain parameter.
- B. Create an AD DS domain named proseware.com and join the AD FS servers to the proseware.com domain.
- C. Add adatum.com and proseware.com as Office 365 SSO domains and use the SupportMultipleDomain parameter.
- D. Add only proseware.com as an Office 365 SSO domain and use the SupportMultipleDomain parameter.

**Correct Answer: C**

**Section: [none]**

**Explanation**

**Explanation/Reference:**

**QUESTION 5**

You need to select the appropriate authentication method for App1.

What should you do?

- A. Use classic mode authentication and set the authentication type to NTLM.
- B. Use classic mode authentication and set the authentication type to Kerberos.
- C. Use the SharePoint server-to-server security token service (STS).
- D. Use the Open Authorization 2.0 (OAuth 2.0) web authorization protocol.

**Correct Answer: D**

**Section: [none]**

**Explanation**

**Explanation/Reference:**

**QUESTION 6**

You need to resolve the authentication issue that occurs in the SharePoint environment.

What should you do?

- A. Deploy the Secure Store Service.
- B. Use classic mode authentication and set the authentication type to NTLM.
- C. Use the Distributed Cache service.



<http://www.gratisexam.com/>

- D. Use classic mode authentication and set the authentication type to Kerberos.

**Correct Answer:** C

**Section:** [none]

**Explanation**

**Explanation/Reference:**

#### QUESTION 7

You need to implement Office 365 authentication.

What should you do?

- A. Create an AD DS domain named proseware.com and join the AD FS servers to the proseware.com domain.
- B. Add a DNS CNAME record for www.proseware.com and point it to www.adatum.com.
- C. Deploy an AD FS proxy for the proseware.com domain.
- D. Add proseware.com as an Office 365 SSO domain and update all user principal names (UPNs) to also use proseware.com.

**Correct Answer:** D

**Section:** [none]

**Explanation**

**Explanation/Reference:**

**QUESTION 8**

You need to resolve the authentication issue that occurs in the SharePoint environment.

What should you do?

- A. Use classic mode authentication and set the authentication type to Kerberos.
- B. Deploy the Secure Store Service.
- C. Use the Open Authorization 2.0 (OAuth 2.0) web authorization protocol.
- D. Use the Distributed Cache service.

**Correct Answer: D**

**Section: [none]**

**Explanation**

**Explanation/Reference:**

**QUESTION 9**

You need to implement Office 365 authentication.

What should you do?

- A. Create a two-way trust between proseware.com and adatum.com.
- B. Deploy an AD FS proxy for the proseware.com domain.
- C. Create an AD DS domain named proseware.com and join the AD FS servers to the proseware.com domain.
- D. Add adatum.com and proseware.com as Office 365 SSO domains and use the SupportMultipleDomain parameter.

**Correct Answer: D**

**Section: [none]**

**Explanation**

**Explanation/Reference:**

**QUESTION 10**

You need to resolve the authentication issue that occurs in the SharePoint environment.

What should you do?

- A. Deploy the Secure Store Service.
- B. Use classic mode authentication and set the authentication type to Kerberos.
- C. Set the NLB client affinity to Single.
- D. Remove the Network Load Balancing feature from all of the servers.

**Correct Answer:** C

**Section:** [none]

**Explanation**

**Explanation/Reference:**

#### **QUESTION 11**

You need to resolve the authentication issue that occurs in the SharePoint environment.

What should you do?

- A. Remove the Network Load Balancing feature from all of the servers.
- B. Set the NLB client affinity to Single.
- C. Deploy the Secure Store Service.
- D. Use classic mode authentication and set the authentication type to NTLM.

**Correct Answer:** B

**Section:** [none]

**Explanation**

**Explanation/Reference:**

#### **QUESTION 12**

You need to choose the Performance Monitor counter to use to meet the new monitoring requirements for the production environment.

Which performance counter should you use? (To answer, select the appropriate counter in the answer area.)

**Hot Area:**

### SharePoint Publishing Cache

- Publishing cache flushes / second
- Publishing cache hit count
- Publishing cache hit ratio
- Publishing cache hits / sec
- Publishing cache miss count
- Publishing cache misses / sec
- Total number of cache compactions

Correct Answer:

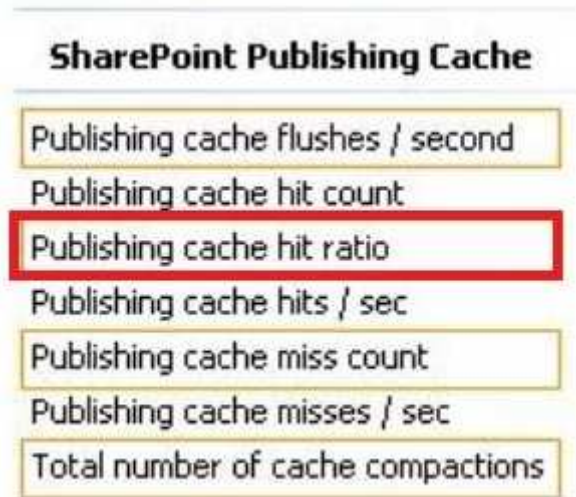
### SharePoint Publishing Cache

- Publishing cache flushes / second
- Publishing cache hit count
- Publishing cache hit ratio
- Publishing cache hits / sec
- Publishing cache miss count
- Publishing cache misses / sec
- Total number of cache compactions

Section: [none]  
Explanation



**Explanation/Reference:**



Note:

\* From Scenario:

Monitor whether a large number of documents are checked out.

Monitor whether a large number of unpublished items are being requested.

Publishing cache hit ratio

A low ratio can indicate that unpublished items are being requested, and these cannot be cached.

If this is a portal site, the site might be set to require check-out, or many users have items checked out.

Reference: Monitor cache performance in SharePoint 2013

**QUESTION 13**

You need to design a SharePoint storage architecture to resolve the existing storage issues.

Which storage architecture should you use? (To answer, drag the appropriate storage types to the correct location or locations in the answer area. Each storage type may be used once, more than once, or not at all. You may need to drag the split bar between panes or scroll to view content.)

**Select and Place:**

RAID 10 storage on Serial ATA (SATA) disk drives

RAID 10 storage on Fibre Channel (FC) disk drives

Remote BLOB Storage on Serial ATA (SATA) disk drives

Remote BLOB Storage on Fibre Channel (FC) disk drives

#### Answer Area

Content	Storage type
SharePoint content database	
Photo files	

Correct Answer:

RAID 10 storage on Serial ATA (SATA) disk drives
Remote BLOB Storage on Fibre Channel (FC) disk drives

#### Answer Area

Content	Storage type
SharePoint content database	RAID 10 storage on Fibre Channel (FC) disk d
Photo files	Remote BLOB Storage on Serial ATA (SATA) d

**Section:** [none]

**Explanation**

#### Explanation/Reference:

\* Fastest possible disk required for content database.

\* From scenario: The content database uses RAID 5 storage.

Photo files that are more than one year old are rarely viewed. Employees actively use the default self-service site creation feature.

\* BLOB used for photo files.

\* Storage costs to house the photo files are too expensive.

Cheaper storage required for BLOB storage.

#### QUESTION 14

You are configuring the IIS website settings for a SharePoint application in the Create New Web Application wizard.

You need to ensure that the settings meet the technical requirements.

Which configuration option should you change? (To answer, select the appropriate option in the answer area.)

**Hot Area:**

### IIS Web Site

Choose between using an existing IIS web site or create a new one to serve the Microsoft SharePoint Foundation application.

If you select an existing IIS web site, that web site must exist on all servers in the farm and have the same name, or this action will not succeed.

If you opt to create a new IIS web site, it will be automatically created on all servers in the farm. If an IIS setting that you wish to change is not shown here, you can use this option to create the basic site, then update it using the standard IIS tools.

☐ Use an existing IIS web site

Default Web Site

☒ Create a new IIS web site

Name

SharePoint - App1

Port

9000

Host Header

intranet.contoso.com

Path

d:\data\app1

**Correct Answer:**

## IIS Web Site

Choose between using an existing IIS web site or create a new one to serve the Microsoft SharePoint Foundation application.

If you select an existing IIS web site, that web site must exist on all servers in the farm and have the same name, or this action will not succeed.

If you opt to create a new IIS web site, it will be automatically created on all servers in the farm. If an IIS setting that you wish to change is not shown here, you can use this option to create the basic site, then update it using the standard IIS tools.

☐ Use an existing IIS web site

Default Web Site

☒ Create a new IIS web site

Name

SharePoint - App1

Port

9000

Host Header

intranet.contoso.com

Path

d:\data\app1

Section: [none]

Explanation

Explanation/Reference:

## IIS Web Site

Choose between using an existing IIS web site or create a new one to serve the Microsoft SharePoint Foundation application.

If you select an existing IIS web site, that web site must exist on all servers in the farm and have the same name, or this action will not succeed.

If you opt to create a new IIS web site, it will be automatically created on all servers in the farm. If an IIS setting that you wish to change is not shown here, you can use this option to create the basic site, then update it using the standard IIS tools.

Note:

\* From scenario:

All SharePoint sites and apps must listen on port 9000.

The main lab SharePoint site is located at lab.intranet.contoso.com. A test site for a project named Project2 exists under lab.intranet.contoso.com/corp.

☐ Use an existing IIS web site

Default Web Site

☒ Create a new IIS web site

Name

SharePoint - App1

Port

9000

Host Header

intranet.contoso.com

Path

d:\data\app1

## QUESTION 15

You are troubleshooting the problems with viewing scanned contracts.

You need to select the appropriate Performance Monitor counters to use.

Which performance counters should you use? (To answer, drag the appropriate counters to the correct location or locations in the answer area. Each counter may be used once, more than once, or not at all. You may need to drag the split bar between panes or scroll to view content.)

Select and Place:

Answer Area	
Purpose	Performance Monitor counter
Monitor how full the cache is	
Monitor the removal of cache contents	

**Blob Cache fill ratio**

**Blob cache flushes/second**

**Disk Cache fill ratio**

**Total number of cache compactions**

**Total objects in Blob Cache**

Correct Answer:



Answer Area	
Purpose	Performance Monitor counter
Monitor how full the cache is	<b>Blob Cache fill ratio</b>
Monitor the removal of cache contents	<b>Total number of cache compactions</b>

<b>Blob cache flushes/second</b>
<b>Disk Cache fill ratio</b>
<b>Total objects in Blob Cache</b>

Section: [none]

Explanation

Explanation/Reference:



	Answer Area	
	<b>Purpose</b>	<b>Performance Monitor counter</b>
<b>Blob cache flushes/second</b>	Monitor how full the cache is	<b>Blob Cache fill ratio</b>
<b>Disk Cache fill ratio</b>	Monitor the removal of cache contents	<b>Total number of cache compactions</b>
<b>Total objects in Blob Cache</b>		

Note:

\* From scenario:

Scanned contracts are stored in binary large object (BLOB) cache storage. The BLOB cache is routinely filling up. End users are reporting poor performance when viewing scanned contracts.

\* Symptoms: The Blob Cache fill ratio performance counter threshold has been exceeded.

Cause: The configured size for the disk-based cache is smaller than the total size of frequently accessed files for the Web application.

\* Total Number of cache Compactions:

If this number is continually or frequently high, the cache size is too small for the data being requested. To improve performance, increase the size of the cache.

Reference: Monitor cache performance in SharePoint 2013

## Testlet 1

### Blue Yonder Airlines

#### Background

##### General Background

You are the SharePoint administrator for Blue Yonder Airlines. The company currently has a SharePoint 2010 environment. It is your responsibility to install and configure a SharePoint 2013 environment that will be used for information management and collaboration, both internally and with external partners. You must also migrate the existing SharePoint environment to SharePoint 2013.

Blue Yonder works with several external partners, including those described in the following table.

Partner company	Role	URL
Wingtip Toys	Designers of toy airplanes and other items sold by Blue Yonder.	<a href="http://www.wingtip toys.com">http://www.wingtip toys.com</a>
Tailspin Toys	Manufacturers of all toys sold by Blue Yonder.	<a href="http://www.tailspin toys.com">http://www.tailspin toys.com</a>
Margie's Travel	Staffing company that provides just-in-time staffing options for air and ground personnel.	<a href="http://www.margiestravel.com">http://www.margiestravel.com</a>

Blue Yonder collaborates with Wingtip Toys and Tailspin Toys to design, manufacture, and sell airline-related toys to customers. The Blue Yonder board of directors expects the collaborative design process to become more effective as a result of implementing SharePoint 2013.

##### Technical Background

All existing servers run Windows Server 2008 R2. The network infrastructure contains an Active Directory Domain Services (AD DS) environment. The internal AD DS domain is named blueyonderairlines.com. User-specific contact information is stored and managed in AD DS. All employees are located in the ActiveUsers organizational unit (OU). Active Directory Federation Services (AD FS) is deployed in the LAN. Two AD FS proxy servers are deployed in the perimeter network. Users log on to client computers by using the syntax username@blueyonderairlines.com. Blue Yonder provides access to the SharePoint environment to partners through individual URLs for each partner company. Each partner company has a dedicated web application and site collection. The following table describes the access URLs.

Partner company	URL to access environment
Wingtip Toys	<a href="https://wingtiptoys.blueyonderairlines.com">https://wingtiptoys.blueyonderairlines.com</a>
Tailspin Toys	<a href="https://tailspintoys.blueyonderairlines.com">https://tailspintoys.blueyonderairlines.com</a>
Margie's Travel	<a href="https://margiestravel.blueyonderairlines.com">https://margiestravel.blueyonderairlines.com</a>

In preparation for the upgrade you maximize the default upload limits for each web application. Blue Yonder has an existing managed metadata service containing managed metadata and content types. The content types have workflows. You create a new managed metadata service connection for the Wingtip Toys web application. A workflow created by Blue Yonder moves information through the product lifecycle. Each access URL specifies a separate web application, site collection, and site.

### Business Requirements

The SharePoint environment must meet the following business requirements:

- Provide an environment where toy design, manufacturing, and sales information can be shared between Blue Yonder and partner companies.
- Provide a training site for internal and external users.
- Allow content authors of training materials to upload documents, large image files, and large video files for consumption by internal and external users.
- Allow users to sort content by category.
- Ensure that users from Wingtip Toys or Tailspin Toys can access content only in their own areas of the portal.
- Prevent users from Wingtip Toys and Tailspin Toys from adding terms or creating enterprise keywords.
- Content types and keywords must be shared between sites, site collections, and web applications.
- Simplify search processes by collecting unique characteristics and information about each uploaded item.
- Allow administrators to promote search query results across the entire environment.
- Allow resource coordinators from Blue Yonder to find temporary staffing options from Margie's Travel contractors and employees.
- Provide opportunities for social interaction between employees, contractors, and external contacts to promote idea generation and socialization.
- Utilize site feeds on all collaborative sites.
- Replicate profile information in the <https://blueyonderairlines.com> site to partner sites.
- Ensure that third-party vendors can read and modify documents.
- For publishing sites, use only friendly URLs that do not contain anything other than the direct address. Avoid URL constructions such as `/Lists/Posts/Post.aspx?ID = 568`.

Site content must meet the following requirements:

Individual training videos must be in single files, and presented on the training site. Changes to confidential documents must be logged.

### Technical Requirements

You must meet the following technical requirements:

- Store all large files outside of the SharePoint content database or databases.
- All servers must run on virtual machines.
- Ensure that search queries are handled by web servers.
- Ensure that all lists support multiple content types.

**QUESTION 1**

You need to ensure that all required sites can use microblogging features for collaboration.

Which two actions should you perform? (Each correct answer presents part of the solution. Choose two.)

- A. Enable the Site Feeds feature on each My Site.
- B. Enable the Following Content feature on each team site.
- C. Enable self-service site creation on the web application that contains the team sites.
- D. Enable the Site Feeds feature on each team site.

**Correct Answer:** BD

**Section:** [none]

**Explanation**

**Explanation/Reference:**

Note:

When an administrator upgrades team sites from SharePoint Server 2010, they must activate site feeds on the upgraded team site by first enabling the Following Content feature on the team site, and then enabling the Site Feeds feature on the team site.

**QUESTION 2**

You need to configure the existing managed metadata service application for term store management.

Which three actions should you perform? (Each correct answer presents part of the solution. Choose three.)

- A. Grant the Read and Restricted Write Access to Term Store permission to the Wingtip Toys and Tailspin Toys application pool accounts.
- B. Grant the Full Access to Term Store permission to the Blue Yonder application pool account.
- C. Add the managed metadata service connection to the application proxy group that is assigned to all three web applications.
- D. Grant the Read Access to Term Store permission to the Local Farm account.
- E. Grant the Read and Restricted Write Access to Term Store permission to the Local Farm account.

**Correct Answer:** BCE

**Section:** [none]

**Explanation**

**Explanation/Reference:**

**QUESTION 3**

You need to specify hardware and software requirements for web servers used by the SharePoint environment.

Which two minimum requirements should you specify? (Each correct answer presents part of the solution Choose two.)

- A. Virtual machine running Windows Server 2012
- B. 4-core virtual machine
- C. 6-core virtual machine
- D. Physical host running Windows Server 2008 R2
- E. Physical host running Windows Server 2012
- F. Virtual machine running Windows Server 2008 R2

**Correct Answer:** BF

**Section:** [none]

**Explanation**

**Explanation/Reference:**

Note:

\* From Scenario: All servers must run on virtual machines. Minimum operating system requirement for SharePoint 2013 (web server) is Windows Server 2008 R2 with Service Pack 1 or Windows Server 2012.

**QUESTION 4**

Each training video file can be up to 10 GB in size.

You need to ensure that content authors can upload training video files.

Which two actions should you perform? (Each correct answer presents part of the solution. Choose two.)

- A. Compress large video files so that they do not exceed 2 GB each.
- B. Set the size limit of the content database to unlimited.
- C. Divide large video files into multiple files that do not exceed 50 MB each.
- D. Utilize Remote BLOB Storage.

**Correct Answer:** AD

**Section:** [none]

**Explanation**

**Explanation/Reference:**

Explanation: A:

- \* Will the maximum file size limit change in SharePoint Server 2013? No, the maximum file size that can be uploaded to SharePoint will remain at 2GB.
- \* The maximum file size limit for storing file content through SharePoint is 2 GB regardless of

whether or not you are using RBS.

D: In SharePoint 2013, a binary large object (BLOB) is a file, such as a Office 2013 document or a video file. By default, these BLOBs, also named unstructured data, are stored online in the SharePoint content database together with the metadata, or structured data. Because BLOBs can be very large, it can be helpful to move BLOB data out of the SQL Server database, and onto commodity or content addressable storage. To do this, you can use RBS (Remote BLOB Storage).

Note:

- \* From Scenario (not C): Individual training videos must be in single files
- \* RBS stands for Remote Blob Storage. The premise of RBS is that it is much faster to render large BLOBs( Binary Large Objects) from a file system rather than from a database (such as the SharePoint Content Database). Therefore, by moving this content out of the SharePoint Content Database, you not only shrink the overall size of your content database, you are able to also move that content on external file stores such as SAN, NAS or DAS.

Reference: Plan for RBS in SharePoint 2013

**QUESTION 5**

You need to configure policy settings for the user profile properties in the farm.

Which three actions should you perform? (Each correct answer presents part of the solution. Choose three.)

- A. Turn on the Replicable setting.
- B. Turn on the User can override policy setting.
- C. Turn off the Replicable setting.
- D. Set the default privacy setting to Everyone.
- E. Turn off the User can override policy setting.
- F. Set the default privacy setting to My Team.

**Correct Answer:** AEF

**Section:** [none]

**Explanation**

**Explanation/Reference:**

Explanation: Note:

\* From scenario: Replicate profile information in the <https://blueyonderairlines.com> site to partner sites.

#### QUESTION 6

Workflows do not start in the <https://wingtiptoy.blueyonder.com> location.

You need to ensure that workflows start.



<http://www.gratisexam.com/>

What should you do?

- A. Set the managed metadata service connection permission to full.
- B. Copy the workflows from <https://blueyonderairlines.com> to [https:// wingtiptoy.blueyonderairlines.com](https://wingtiptoy.blueyonderairlines.com).
- C. Copy the workflows from <https://tailspintoy.blueyonderairlines.com> to <https:// wingtiptoy.blueyonderairlines.com>.
- D. Set the managed metadata service connection permission to Restricted.

**Correct Answer:** B

**Section:** [none]

**Explanation**

**Explanation/Reference:**

#### QUESTION 7

You need to configure navigation for publishing sites.

What should you do?

- A. Create a managed path for the site collection.
- B. Modify the site settings to use managed navigation.
- C. Configure alternate access mapping.
- D. Modify the site settings to use structural navigation.

**Correct Answer:** B

**Section: [none]**

**Explanation**

**Explanation/Reference:**

**QUESTION 8**

You need to ensure that profile information about contractors and employees is available in search results.

Which three actions should you perform in sequence? (To answer, move the appropriate actions from the list of actions to the answer area and arrange them in the correct order.)

**Select and Place:**



	Answer Area
<p>Enable continuous crawl on the Blue Yonder People Search content source.</p>	
<p>Enable continuous crawl on the Margie's Travel People Search content source.</p>	
<p>As the site collection administrator, configure service application settings for the site collection.</p>	
<p>Select the Search service application that contains https://margiestravel.blueyonderairlines.com.</p>	
<p>Select the Search service application that contains https://blueyonderairlines.com.</p>	
<p>Disable continuous crawl on the Margie's Travel People Search content source.</p>	
<p>As the Search service administrator, configure service application settings in Central Administration.</p>	

**Correct Answer:**

	Answer Area
Enable continuous crawl on the Blue Yonder People Search content source.	Enable continuous crawl on the Margie's Travel People Search content source.
	Select the Search service application that contains https://margiestravel.blueyonderairlines.com.
As the site collection administrator, configure service application settings for the site collection.	As the Search service administrator, configure service application settings in Central Administration.
Select the Search service application that contains https://blueyonderairlines.com.	
Disable continuous crawl on the Margie's Travel People Search content source.	

**Section: [none]**

**Explanation**

**Explanation/Reference:**

Note:

\* From Scenario:

Allow resource coordinators from Blue Yonder to find temporary staffing options from Margie's Travel contractors and employees.

\* How to create and configure a SharePoint Search service application

When you deploy and configure a Search service application, you perform the following main tasks:

\* Enabling continuous crawl has the following advantages:

The search results are very fresh, because the SharePoint content is crawled frequently to keep the search index up to date.

The search administrator does not have to monitor changing or seasonal demands for content freshness. Continuous crawls automatically adapt as necessary to the change rate of the SharePoint content.

Reference: Create and configure a Search service application in SharePoint Server 2013

### **QUESTION 9**

You need to configure Search to support resource coordinators.

Which three actions should you perform in sequence? (To answer, move the appropriate actions from the list of actions to the answer area and arrange them in the correct order.)

**Select and Place:**

	Answer Area
Sign in to Central Administration as the Search service application administrator. Configure the service application settings.	
Configure the <b>Type</b> to include <b>People Search Results</b> .	
Configure the <b>Type</b> to include <b>SharePoint Search Results</b> .	
Sign in as the site collection administrator. Configure Site Settings in the Publishing site collection.	
Add a new results source.	

Correct Answer:

Answer Area	
	Sign in to Central Administration as the Search service application administrator. Configure the service application settings.
	Add a new results source.
Configure the <b>Type</b> to include <b>SharePoint Search Results</b> .	Configure the <b>Type</b> to include <b>People Search Results</b> .
Sign in as the site collection administrator. Configure Site Settings in the Publishing site collection.	

**Section:** [none]

**Explanation**

**Explanation/Reference:**

Note:

\* From scenario:

Allow resource coordinators from Blue Yonder to find temporary staffing options from Margie's Travel contractors and employees.

\* To create a result source

\* In the **Type** section, select **SharePoint Search Results** to search the whole index, or **People Search Results** to enable query processing that is specific to people search.

Reference: Configure result sources for search in SharePoint Server 2013

**QUESTION 10**

You need to configure the environment for confidential documents.

Which three actions should you perform in sequence? (To answer, move the appropriate actions from the list of actions to the answer area and arrange them in the correct order.)

**Select and Place:**

	Answer Area
Activate the policy feature.	
Associate the policy feature with a document library.	
In the Site Collection Policies Gallery, create a policy feature.	
In Central Administration, create a security policy feature.	
Associate the content type with a document library.	
Associate the policy feature with the restricted content type.	

**Correct Answer:**

	Answer Area
	In the Site Collection Policies Gallery, create a policy feature.
Associate the policy feature with a document library.	Associate the policy feature with the restricted content type.
	Activate the policy feature.
In Central Administration, create a security policy feature.	
Associate the content type with a document library.	

**Section:** [none]

**Explanation**

**Explanation/Reference:**

- \* From scenario: Changes to confidential documents must be logged.
- \* Policy features are implemented as programs that run on SharePoint Server 2013. They can be enabled and configured by a server administrator and, when they are enabled, they can be used by site administrators to define policies.
- \* To implement a policy, associate it with content types, libraries, or lists in sites.
- \* The top-level site of a site collection includes a Site Collection Policies gallery where administrators of the top-level site can create new policies. After creating a Site Collection policy, you can export it so that administrators of other site collections can import it into their Site



Collection Policies galleries. This lets you standardize policies across your organization.

\* You can associate a policy with a library, list, or content type in the following ways:

A) Associate policy features with a Site Collection policy and then associate that policy with a content type or with a list or library.

B) Associate a set of policy features directly with a content type, and then add that content type to one or more lists or libraries.

C) Associate a set of policy features directly with a list or library.

Reference: Plan for information management policy in SharePoint Server 2013

## Testlet 1

### A.Datum

#### Background

##### General Background

You are a SharePoint administrator for A. Datum Corporation. A. Datum is a large legal firm with offices in Chicago, New York, and London. A. Datum is merging with a smaller legal firm named Fabrikam, Inc.

##### Technical Background

A. Datum has an Active Directory Domain Services (AD DS) domain named adatum.com. The domain contains an Active Directory Rights Management Services (AD RMS) server.

The A. Datum SharePoint environment includes the sites described in the following table.

Site	URL	Description
Public site	www.adatum.com	Public website
Intranet portal	intranet.adatum.com	Internal portal for company information
Document portal	docs.adatum.com	Internal portal for document storage
My Site portal	my.adatum.com	Internal portal for social networking

The A. Datum SharePoint environment contains two servers that run all SharePoint services. The servers run Windows Server 2012 and are members of the domain. A third-party file-level antivirus application runs on all servers in the domain. The adatum.com farm uses Microsoft SQL Server 2012 for the SharePoint databases.

A. Datum is planning a three-tier SharePoint farm to replace the existing farm. A firewall will be placed between each tier. All servers must be virtualized unless otherwise specified. The following servers are available for the new SharePoint environment:

Server name	Operating system	Location
SERVER01	None	Chicago
SERVER02	None	Chicago
SERVER03	None	New York
HOST01	Windows Server 2012 with Hyper-V	Chicago
HOST02	Windows Server 2012 with Hyper-V	Chicago

All user accounts are stored in and maintained by using Active Directory. The My Site portal and document portal SharePoint sites receive user and group membership information by using Active Directory synchronization. New users often have to wait more than 24 hours before they can view their user profile information.

Fabrikam has an AD DS domain named fabrikam.com and a single-server SharePoint environment.

### **Web Applications**

A new remote web application named App1 will be hosted in the adatum.com domain. App1 will require access to SharePoint resources in the fabrikam.com domain. SharePoint administrators in the fabrikam.com domain must be able to administer App1 by using Windows PowerShell.

### **Technical Requirements**

You must meet the following technical requirements:

- Fabrikam users must be able to directly access internal SharePoint resources in the adatum.com domain.
- Datum users must not be able to access resources in the fabrikam.com domain.
- All documents relating to the merger must contain a barcode, and must be protected from distribution.
- Authenticated users must not be prompted for credentials when they access App1.
- Users in the adatum.com domain must be able to access all SharePoint sites the same day they receive their Active Directory account credentials.
- When a user account is deleted, the user's personal site collection must automatically be removed within 12 hours.
- The antivirus application must not scan SharePoint directories.

When migrating the SharePoint environment, you must meet the following requirements:

- The application and database servers must not be accessible from the Internet.
- The database servers must accept connections only from the SharePoint servers.
- The database servers must be physical machines running Windows Server 2012 with direct access to storage.
- The database servers must be configured for redundancy.
- All database transaction logs must be sent off-site.
- All SharePoint installation prerequisites must be installed offline.

### **QUESTION 1**

You need to configure SharePoint for the appropriate protection of merger documents.

What should you do?

- A. Configure Information Rights Management.
- B. Configure Web Part security.
- C. Configure document library permissions.
- D. Configure document conversions.

**Correct Answer: A**

**Section: [none]**

**Explanation**

**Explanation/Reference:**

## QUESTION 2

You need to configure the antivirus application.

Which two actions should you perform? (Each correct answer presents a part of the solution. Choose two.)

- A. Configure scanning to exclude the %Program Files%\Microsoft SQL Server\MSSQL10\_50.SHAREPOINT\ folder.
- B. Configure scanning to include the %Program Files%\Microsoft Office Servers\15.0\ folder.
- C. Configure scanning to exclude the %Program Files%\Microsoft Office Servers\15.0\ folder.
- D. Configure scanning to exclude the %Program Files%\Microsoft Office Servers\14.0\ folder.
- E. Configure scanning to include the %Program Files%\Microsoft Office Servers\14.0\ folder.
- F. Configure scanning to exclude the %Program Files%\Common Files\Microsoft shared\Web Server Extensions folder.

**Correct Answer:** CF

**Section:** [none]

**Explanation**

**Explanation/Reference:**

Explanation: From Scenario:

The antivirus application must not scan SharePoint directories.

Folders that may have to be excluded from antivirus scanning in SharePoint Foundation 2013 You may have to configure your antivirus software to exclude the following folders and subfolders from antivirus scanning:

SharePoint Server 2013

You may have to configure the antivirus software to exclude the Drive:\Program Files\Microsoft Office Servers folder from antivirus scanning for SharePoint Server 2013. If you do not want to exclude the whole Microsoft Office Servers folder from antivirus scanning, you can exclude only the following folders:

Note If you have SharePoint Server 2013, these folders should be excluded in addition to the folders that are listed in the "SharePoint Foundation 2013" section.

Ref: <http://support.microsoft.com/kb/952167>

## QUESTION 3

You need to prepare the web servers for a SharePoint installation in the new farm.

Which three actions should you perform? (Each correct answer presents part of the solution. Choose three.)

- A. Save the PrerequisiteInstaller.Arguments file in the same directory as the prerequisite installer.
- B. Define the installation arguments in a file named PrerequisiteInstaller.Arguments.txt
- C. Install Windows Server 2012 on SERVER02.

- D. Define the installation arguments in a file named PrerequisiteInstaller.Arguments.cfg.
- E. Save the PrerequisiteInstaller.Arguments file in the SharePoint installation directory.
- F. Install Windows Server 2012 on a virtual machine.

**Correct Answer:** ABF

**Section:** [none]

**Explanation**

**Explanation/Reference:**

Explanation: A, B: Using a text editor, create a new text document named PrerequisiteInstaller.Arguments.txt. Save this file to the same location as PrerequisiteInstaller.exe.

F: From Scenario: All servers must be virtualized unless otherwise specified

Note: From scenario (but applies to the database server, not the web servers): The database servers must be physical machines running Windows Server 2012 with direct access to storage.

Reference: Install prerequisites for SharePoint 2013 from a network share

#### **QUESTION 4**

You need to configure permissions for App1 administrators.

What should you do?

- A. Add the adatum.com SharePoint administrators as site collection administrators.
- B. Add the fabrikam.com SharePoint administrators to the SharePoint\_Shell\_Access role.
- C. Add the fabrikam.com SharePoint administrators as site collection administrators.
- D. Add the adatum.com SharePoint administrators to the SharePoint\_Shell\_Access role.

**Correct Answer:** B

**Section:** [none]

**Explanation**

**Explanation/Reference:**

Explanation: SharePoint administrators in the fabrikam.com domain must be able to administer App1 by using Windows PowerShell.

#### **QUESTION 5**

You need to ensure that the web servers can communicate with service applications after you replace the existing farm.

What should you do?

- A. Configure Windows Firewall to allow traffic on port 1433.
- B. Configure the network firewalls to allow traffic on port 32843.
- C. Configure Windows Firewall to allow traffic on port 32843.
- D. Configure the network firewalls to allow traffic on port 1433.

**Correct Answer:** B

**Section:** [none]

**Explanation**

**Explanation/Reference:**

#### **QUESTION 6**

You need to configure SharePoint to remove user account-related data.

Which Windows PowerShell cmdlet should you run?

- A. Enable-SPTimerJob
- B. Disable-SPTimerJob
- C. Start-SPTimerJob
- D. Set-SPTimerJob

E. Get-SPTimerJob

**Correct Answer:** D

**Section:** [none]

**Explanation**

**Explanation/Reference:**



<http://www.gratisexam.com/>

### QUESTION 7

You need to ensure that new users have timely access to user profile information.  
On the Service Applications page, which service application should you configure? (To answer, select the appropriate service application in the answer area.)

Hot Area:

A hot area diagram consisting of two vertical columns of rectangular boxes. Each box contains the name of a service application. The boxes are arranged in pairs, with one box in the left column and one in the right column for each service application. The service applications listed are: Secure Store Service, Security Token Service Application, State Service, Usage and Health data collection, User Profile Service Application, Visio Graphics Service, and Word Automation Services. The boxes are light blue with a thin black border.

Secure Store Service	Secure Store Service
Security Token Service Application	Security Token Service Application
State Service	State Service
Usage and Health data collection	Usage and Health data collection
User Profile Service Application	User Profile Service Application
Visio Graphics Service	Visio Graphics Service
Word Automation Services	Word Automation Services

Correct Answer:



Section: [none]

Explanation

Explanation/Reference:





**Note:**

The User Profile service application in SharePoint Server 2013 provides a central location where service administrators configure and administer the following features:

- \* User profiles – contain detailed information about people in an organization. A user profile organizes and displays all of the properties related to each user, together with social tags, documents, and other items related to that user.
- \* Profile synchronization – provides a reliable way to synchronize groups and user profile information that is stored in the SharePoint Server 2013 profile database together with information that is stored in directory services across the enterprise.
- \* Audiences – enables organizations to target content to users based on their job or task, as defined by their membership in a SharePoint Server group or distribution list, by the organizational reporting structure, or by the public properties in their user profiles.
- \* My Site Host – a dedicated site for hosting My Sites. A My Site Host is needed in order to deploy

the social features of SharePoint Server.

\* My Site – a personal site that gives users in your organization a central location to manage and store documents, links, and information about colleagues.

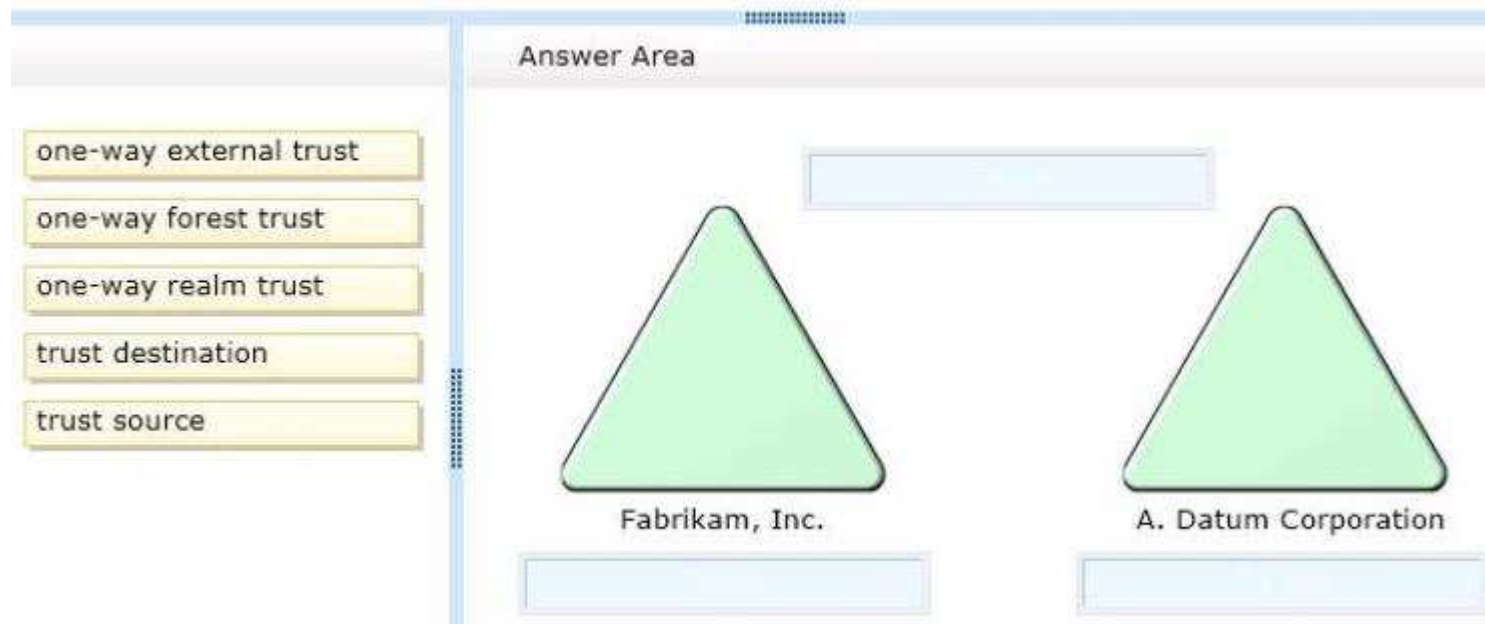
\* Social tags and notes – enables users to add social tags to documents, to other SharePoint Server items, and to other items, such as external web pages and blog posts. Users can also leave notes on profile pages of a My Site or any SharePoint Server page. Administrators can delete all tags for employees when they leave the company or remove a tag they do not want.

### QUESTION 8

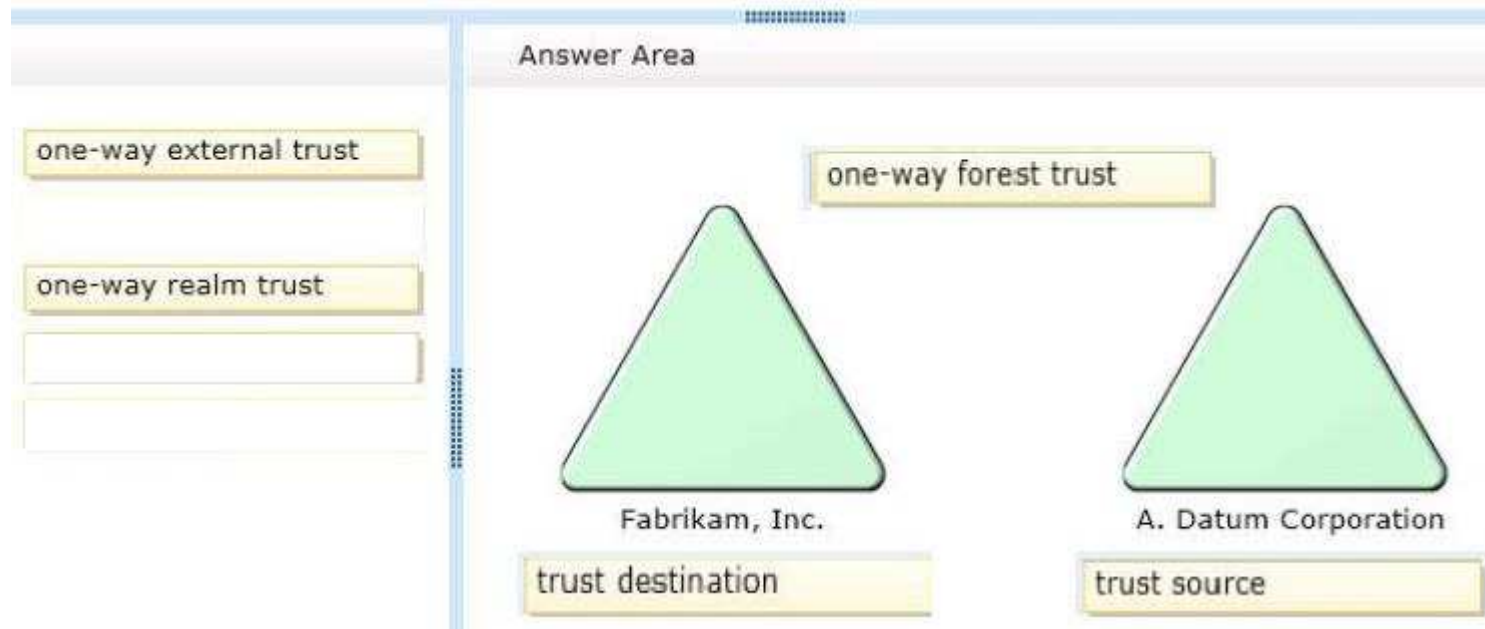
You need to configure cross-forest authentication.

How should you configure the authentication? (To answer, drag the appropriate trust element to the correct target in the answer area. Each trust element may be used once, more than once, or not at all. You may need to drag the split bar between panes or scroll to view content.)

Select and Place:

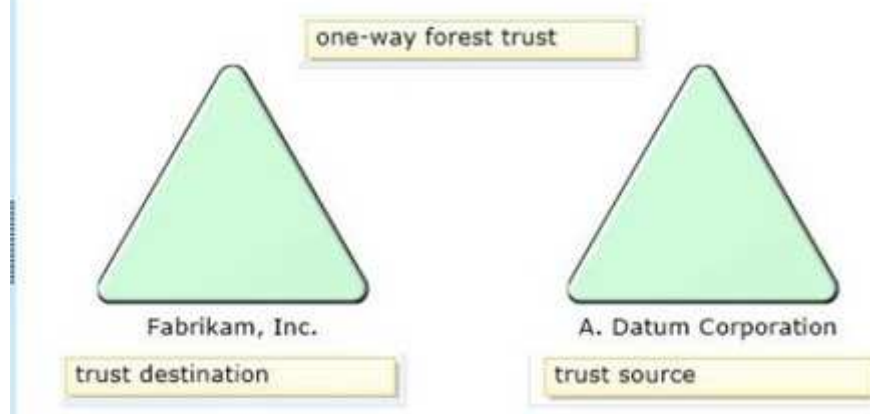


Correct Answer:



Section: [none]  
Explanation

Explanation/Reference:



Note:

\* From scenario:

/ Fabrikam has an AD DS domain named fabrikam.com

/ Fabrikam users must be able to directly access internal SharePoint resources in the adatum.com domain.

/ Datum users must not be able to access resources in the fabrikam.com domain.

\* A.Datum need to Trust Fabrikam (as Fabrikam need to access resources in A.Datum) so A.Datum is the source and Fabrikam the destination.

\* A one-way, outgoing, forest trust allows resources in your Windows Server 2008 forest or Windows Server 2003 forest (the forest that you are logged on to at the time that you run the New Trust Wizard) to be accessed by users in another Windows Server 2008 forest or Windows Server 2003 forest. For example, if you are the administrator of the wingtiptoy.com forest and resources in that forest need to be accessed by users in the tailspintoys.com forest, you can use this procedure to establish one side of the relationship so that users in the tailspintoys.com forest can access resources in any of the domains that make up the wingtiptoy.com forest.

Reference: Create a One-Way, Outgoing, Forest Trust for One Side of the Trust

## QUESTION 9

You need to configure the SharePoint environment for App1.

Which three actions should you perform in sequence? (To answer, move the appropriate actions from the list of actions to the answer area and arrange them in the correct order.)

**Select and Place:**

Answer Area	
From the fabrikam.com SharePoint environment, create a trusted root authority.	
From the adatum.com SharePoint environment, create an identity provider.	
From the fabrikam.com SharePoint environment, export the security token certificate.	
From the adatum.com SharePoint environment, export the security token certificate.	
From the adatum.com SharePoint environment, create a trusted root authority.	
From the fabrikam.com SharePoint environment, create an identity provider.	

**Correct Answer:**

XXXXXXXXXX	
	Answer Area
From the fabrikam.com SharePoint environment, create a trusted root authority.	From the adatum.com SharePoint environment, create a trusted root authority.
From the adatum.com SharePoint environment, create an identity provider.	From the fabrikam.com SharePoint environment, create an identity provider.
	From the fabrikam.com SharePoint environment, export the security token certificate.
From the adatum.com SharePoint environment, export the security token certificate.	

Section: [none]

Explanation

Explanation/Reference:

Box 1: From the adatum.com SharePoint environment, create a trusted root authority.

Box 2: From the fabrikam.com SharePoint environment, create an identity provider.

Box 3: From the fabrikam.com SharePoint Environment, export the security token certificate.

Note:

\* From scenario:

/ Fabrikam has an AD DS domain named fabrikam.com

/ Fabrikam users must be able to directly access internal SharePoint resources in the adatum.com domain.

/ Datum users must not be able to access resources in the fabrikam.com domain.

\* Add Certificate to the SharePoint Trusted Root Certificate Authority

Step 1: Export the Security Certificate

Here from Fabrikam.

Step 2: Import the Security Certificate into SharePoint Trusted Root Certificate authority

Here in Adatum.com

Reference: Add Certificate to the SharePoint Trusted Root Certificate Authority

### **QUESTION 10**

You need to configure the SQL Server environment.

Which three actions should you perform in sequence? (To answer, move the actions to the answer area and arrange them in the correct order.)

**Select and Place:**

Answer Area	
Install Windows Server 2012 and SQL Server 2012 on physical machines.	
Configure SERVER02 and SERVER03 as an AlwaysOn availability group.	
Configure SERVER02 as a witness server.	
Configure SERVER03 as a log shipping destination.	
Install Windows Server 2012 and SQL Server 2012 on virtual machines.	
Configure SERVER01 as a principal server and SERVER02 as a mirror server.	

**Correct Answer:**



Answer Area	
	Install Windows Server 2012 and SQL Server 2012 on physical machines.
Configure SERVER02 and SERVER03 as an AlwaysOn availability group.	Configure SERVER01 as a principal server and SERVER02 as a mirror server.
Configure SERVER02 as a witness server.	Configure SERVER03 as a log shipping destination.
Install Windows Server 2012 and SQL Server 2012 on virtual machines.	

**Section:** [none]

**Explanation**

**Explanation/Reference:**

Box 1: Install Windows Server 2012 and SQL Server 2012 on physical machines.

Box 2: Configure Server01 as a principal server and Server02 as a mirror server.

Box 3: Configure Server03 as a log shipping destination.

Note:

\* From scenario:

/ All servers must be virtualized unless otherwise specified.  
/ The database servers must be physical machines running Windows Server 2012 with direct access to storage.  
/ All database transaction logs must be sent off-site.  
(so we configure log shipping destination on Server3 which is located in New York – while server1 and server2 are both in Chicago).  
/ The database servers must be configured for redundancy.  
\* SQL Server Log shipping allows you to automatically send transaction log backups from a primary database on a primary server instance to one or more secondary databases on separate secondary server instances.  
Reference: About Log Shipping (SQL Server)

## Testlet 1

### Contoso Ltd

#### Background

You are the SharePoint server administrator for Contoso, Ltd. Contoso has a SharePoint 2010 environment hosted on SharePoint Online and a separate on-premises SharePoint 2010 farm. You are preparing to upgrade the environments to newer versions of SharePoint. You are also planning to support a hybrid on-premises/cloud deployment that will be available to customers, partners, and third-party vendors.

Contoso collaborates with a partner company, Tailspin Toys, on multiple projects.

#### Technical Environment

All user groups reside in the existing Active Directory Domain Services (AD DS) domain corp.contoso.com.

- The existing SharePoint Online environment is configured as follows:
- The SharePoint Online URL assigned by Microsoft is <http://contoso.sharepoint.com>.
- The SharePoint Online Administration Center URL is <https://contoso.admin.sharepoint.com>.
- The user name for the Contoso Office 365 administrator is [admin@contoso.com](mailto:admin@contoso.com).
- An existing line-of-business application provides an OData service that is hosted in Microsoft Windows Azure SQL Database.

The site collections are described in the following table.

Site collection	URL	Location
Corporate Projects	<a href="https://sharepoint.contoso.com/sites/projects">https://sharepoint.contoso.com/sites/projects</a>	On-premises
Partner Projects	<a href="https://projects.contoso.com">https://projects.contoso.com</a>	Online

#### Business Requirements

The upgraded SharePoint environments must meet the following business requirements:

- All SharePoint 2013 features must be available to all users when connecting from inside or outside of the corporate network.
- Users of the Partner Projects site collection must be able to share content from their Microsoft Outlook clients and receive content from external users who send email directly to the site.

- The Corporate Projects site collection must be available to internal users who connect from outside of the corporate network and must not require a VPN connection.
- Third-party vendors must be able to read and modify documents.

### Technical Requirements

You must meet the following technical requirements:

- Before upgrading the Partner Projects site collection, create a duplicate, upgraded copy of the site for review and verification purposes.
- Use Active Directory Federation Services (AD FS) 2.0 to authenticate Contoso employees, partners, and customers.
- Automate the sign-in experience by using the local AD FS 2.0 servers for AD FS single sign-on (SSO).
- Ensure that a web usage report that contains traffic reports, search reports, and inventory reports can be provided for any site.

The upgraded SharePoint environments must meet the following technical requirements:

- All user profile information that resides in Active Directory must be available in SharePoint Online.
- All sites must be able to share a mail-enabled document library that resides in the cloud.
- The existing line-of-business application must be consumed as an external content type by using Microsoft Business Connectivity Services (BCS).
- The Partner Projects site collection must allow Contoso and Tailspin Toys users to share documents with third-party vendors on an ad-hoc basis, without incurring additional licensing requirements.

### QUESTION 1

You are configuring DNS for SharePoint Online.

You need to create the appropriate type of DNS record.

Which type of DNS record should you create?

- A. A DNS CNAME record pointing to sharepoint.contoso.com.
- B. A DNS CNAME record pointing to contoso.sharepoint.com.
- C. A DNS A record pointing to the IP address of the SharePoint Online servers.
- D. A DNS TXT record containing an Office 365 validation code.

**Correct Answer:** B

**Section:** [none]

**Explanation**

**Explanation/Reference:**

## QUESTION 2

You need to configure Office 365 to automate the sign-in experience.

What should you do?

- A. Configure AD FS to convert the domain contoso.com to a federated domain.
- B. Run the New-MSOLFederatedDomain-DomainName contoso.com SupportMultipleDomain Windows PowerShell cmdlet.
- C. Configure AD FS to add the domain contoso.com as an AD FS federated domain and to support multiple domains.
- D. Run the Update-MSOLFederatedDomain-DomainName contoso.com - SupportMultipleDomain Windows PowerShell cmdlet.

**Correct Answer:** B

**Section:** [none]

**Explanation**

**Explanation/Reference:**

## QUESTION 3

You need to meet the requirements for the projects.contoso.com site.

Which two actions should you perform? (Each correct answer presents part of the solution. Choose two.)

- A. Add the Site Mailbox app to the site.
- B. Create a distribution list, and add the project team members to the distribution list.
- C. Add all the project team members to the Members group of the site.
- D. Create an AD security group, and add all the project team members to the security group.
- E. Email-enable a document library app on the site.

**Correct Answer:** AC

**Section:** [none]

**Explanation**

**Explanation/Reference:**

Explanation:

\* From scenario:

Users of the Partner Projects site collection must be able to share content from their Microsoft Outlook clients and receive content from external users who send

email directly to the site

A Site Mailbox is a shared inbox in Exchange Online that all the members of a SharePoint Online site can access. It is implemented in SharePoint Online Preview as what is known as an app. An app is best described as a solution that carries a light footprint and uses standards-based technologies such as HTML5, JavaScript, and OAuth.

The Site Mailbox is accessible from the site in which it is created. It allow access to users who are individually listed in the Owners and Members groups of the site - security groups or distribution lists are not supported by Site Mailboxes. The email address of the site mailbox will be generated automatically from the name of the site.

Site mailboxes are surfaced in Outlook 2013 and give you easy access to the emails and documents for the projects you care about. Site Mailboxes are listed in the Folder Explorer in Outlook 2013 (the rich client), letting you file emails or documents into the shared project space simply by dragging the email, document, or attachment into the site mailbox.

Ref: <http://blogs.technet.com/b/lystavlenn/archive/2012/08/18/new-feature-site-mailboxes-in-sharepoint-online.aspx>

#### **QUESTION 4**

You are configuring an administration connection to SharePoint Online.

You need to instantiate the connection and authenticate to Office 365.

Which Windows PowerShell cmdlet should you run?

- A. Connect-SPOService-Url <https://contoso.sharepoint.com> -credential admin@contoso.com
- B. Connect-SPOService-Url <https://contoso-admin.sharepoint.com> -credential admin@contoso.com
- C. Set-SPOTenant -ExternalServicesEnabled -NoAccessRedirectUrl <https://contoso.sharepoint.com>
- D. Set-SPOSiteGroup -Site <https://contoso-admin.sharepoint.com> -Identity Administrators

**Correct Answer: B**

**Section: [none]**

**Explanation**

**Explanation/Reference:**

#### **QUESTION 5**

You need to display the required web usage report(s) for the projects.contoso.com site.

What should you do?

- A. Display the Unified Logging Service (ULS) logs.
- B. Display usage reports created by using Microsoft System Center 2012 - Operations Manager.

- C. In Central Administration, on an on-premise SharePoint server, navigate to the Web Analytics reports.
- D. Navigate to the site, and then replace Pages/Default.aspx in the URL with \_layouts/ usagedetails.aspx.

**Correct Answer:** D

**Section:** [none]

**Explanation**

**Explanation/Reference:**

#### **QUESTION 6**

You are preparing to upgrade the Partner Projects site collection.

You need to perform the prerequisite task.

Which Windows PowerShell cmdlet should you run?

- A. Invoke-PolicyEvaluation
- B. Request-SPOUpgradeEvaluationSite
- C. Start-OrganizationUpgrade
- D. Upgrade SPOSite

**Correct Answer:** B

**Section:** [none]

**Explanation**

**Explanation/Reference:**

#### **QUESTION 7**

You plan to set up an external list to work with the existing line-of-business application in the cloud.

You need to upload a configuration file to SharePoint Online to enable communication with the external data.

Which configuration file should you upload?

- A. A Microsoft Business Connectivity Services (BCS) resource file
- B. A Microsoft Business Data Connectivity (BDC) service model file that specifies a LobSystemInstance
- C. A SharePoint trust configuration file that specifies permissions

D. A comma-separated OData definition file that specifies instance permissions

**Correct Answer:** B

**Section:** [none]

**Explanation**

**Explanation/Reference:**



<http://www.gratisexam.com/>

#### QUESTION 8

You need to provide access to the Corporate Projects site collection to remote internal users. Which authentication mode and site collection URL should you use? (To answer, drag the appropriate answer choices to the correct location or locations in the answer area. Each answer choice may be used once, more than once, or not at all. You may need to drag the split bar between panes or scroll to view content.)

**Select and Place:**

Answer Area	
Authentication mode	Site collection URL
<div>Classic-mode authentication</div> <div>DirectAccess authentication</div> <div>Forms-based authentication</div> <div>Host-named site collection</div> <div>Path-based site collection</div>	

<http://www.gratisexam.com/>



**Correct Answer:**

Answer Area	
Authentication mode	Site collection URL
Classic-mode authentication	Path-based site collection
Forms-based authentication	
Host-named site collection	

Section: [none]

### Explanation

**Explanation/Reference:**

### Box 1: DirectAccess authentication

### Box 2: Path-based site collections

Note:

\* From scenario: Automate the sign-in experience by using the local AD FS 2.0 servers for AD FS single sign-on (SSO).

\* The Corporate Projects site collection must be available to internal users who connect from outside of the corporate network and must not require a VPN connection

\* DirectAccess authenticates the computer before the user logs on. Typically, computer authentication grants access only to domain controllers and DNS servers. After the user logs on, DirectAccess authenticates the user, and the user can connect to any resources he or she is authorized to access.

DirectAccess supports standard user authentication using a computer certificate and user account name and password credentials.

DirectAccess supports standard user authentication using a computer certificate and user account name and password credentials. For greater security, you can implement additional authorization with smart cards. This type of configuration allows users to access Internet resources without their smart cards, but requires a smart card before users can connect to intranet resources. A user must insert a smart card in addition to typing his or her user credentials. Smart card authorization

prevents an attacker who acquires a user's password (but not the smart card) from accessing the intranet. Similarly, an attacker who acquires the smart card but does not know the user's password does not have access.

When smart cards are required for end-to-end authentication, you must use Active DirectoryDomain Services (AD DS) in Windows Server 2008 R2.

\* From scenario: Ensure that a web usage report that contains traffic reports, search reports, and inventory reports can be provided for any site.

\* Microsoft SharePoint supports both path-based and host-named site collections. The primary difference between path-based and host-named site collections is that all path-based site collections in a Web application share the same host name (DNS name), and each host-named site collection in a Web application is assigned a unique DNS name.

Path-based site collections

Ex: <http://www.company.com/sites/cust1>

<http://www.company.com/sites/cust2>

<http://www.company.com/sites/cust3>

Host-named site collections

Ex: <http://cust1.company.com>

<http://cust2.company.com>

#### **QUESTION 9**

You need to configure the environment to allow replication from the existing domain to Office 365. Which components should you use? (To answer, drag the appropriate products or technologies to the correct location or locations in the answer area. Each product or technology may be used once, more than once, or not at all. You may need to drag the split bar between panes or scroll to view content.)

**Select and Place:**

Answer Area	
AD FS 2.0	
AD FS 2.0 Proxy	
Microsoft Office 365 Deployment Readiness Tool	
Microsoft Online Services Directory Synchronization tool	
SAML token-based claims authentication	
Windows Identity Foundation	

Purpose	Product or technology
Local area network	
Perimeter network	
User replication	

Correct Answer:

Answer Area	
Microsoft Office 365 Deployment Readiness Tool	Local area network
SAML token-based claims authentication	Perimeter network
Windows Identity Foundation	User replication

**Section: [none]**

**Explanation**

**Explanation/Reference:**

Box 1: AD FS 2.0

Box 2: AD FS 2.0 Proxy

Box 3: Microsoft Online Services Directory Synchronization Tool

Note:

\* From Scenario:

/ Use Active Directory Federation Services (AD FS) 2.0 to authenticate Contoso employees, partners, and customers.

/ Automate the sign-in experience by using the local AD FS 2.0 servers for AD FS single sign-on (SSO).

\* Implementing SSO for Office 365 is indicative of setting up ADFS 2.0

By default (the only supported DirSync scenario), passwords are not synced to Office 365 by Directory Sync. ADFS is required in order to use on-premises passwords for Office 365.

\* Directory synchronization is the synchronization of directory objects (users, groups, and contacts) from your on-premises Active Directory environment to the Office 365 directory infrastructure. The Microsoft Online Services Directory Synchronization tool is used to perform this synchronization.

Reference: Active Directory Synchronization in Office 365

#### **QUESTION 10**

You need to enable third-party vendors to access project documentation in the Partner Projects site collection.

Which three actions should you perform in sequence? (To answer, move the appropriate actions from the list of actions to the answer area and arrange them in the correct order.)

**Select and Place:**

	Answer Area
Send a message that contains the direct site link to the site user.	
Add third-party vendor email addresses to the Members SharePoint group for the site.	
Add third-party vendor email addresses to the Visitors SharePoint group for the site.	
Use the <b>Share</b> functionality to share the site.	
Enable SAML token-based authentication on the zone that contains the https://projects.contoso.com site.	
Create a custom AD FS attribute store for third-party vendors.	
Enable forms-based authentication on the zone containing the https://projects.contoso.com site.	
Enable anonymous access on the https://projects.contoso.com site.	

**Correct Answer:**

Answer Area	
	Use the <b>Share</b> functionality to share the site.
	Add third-party vendor email addresses to the Members SharePoint group for the site.
Add third-party vendor email addresses to the Visitors SharePoint group for the site.	Send a message that contains the direct site link to the site user.
Enable SAML token-based authentication on the zone that contains the https://projects.contoso.com site.	
Create a custom AD FS attribute store for third-party vendors.	
Enable forms-based authentication on the zone containing the https://projects.contoso.com site.	
Enable anonymous access on the https://projects.contoso.com site.	



**Section: [none]**

**Explanation**

**Explanation/Reference:**

Box 1: Use the Share functionality to share the site.

Box 2: Add third-party vendor email addresses to the Members SharePoint group for the site.

Box 3: Send a message that contains the direct site link to the site user.

Note:

\* From Scenario:

/ Third-party vendors must be able to read and modify documents.

/ The Partner Projects site collection must allow Contoso and Tailspin Toys users to share documents with third-party vendors on an ad-hoc basis, without incurring additional licensing requirements., whether it is your own internal environment or a partner environment. If you use Active Directory Federation Services (AD FS) 2.0, you have a SAML token-based authentication environment.

\* Correct: If the purpose of your Web site is for members of a particular workgroup to share documents and information, you typically add members of that workgroup (that is, their Windows user accounts or Windows groups) to an appropriate SharePoint group on your site. For example, you can add workgroup members that you want to allow to contribute to your Web site to the Site name Members SharePoint group. This way they can add documents and update lists.

\* Incorrect:

You can also add other Windows security groups to the **Site name** Visitors SharePoint group so that they can read documents and view lists, but not contribute to the site. You might also want help managing the site, so you can assign individual Windows user accounts to the **Site name** Owners SharePoint group.

Reference: About managing SharePoint groups and users

Reference: Plan for user authentication methods in SharePoint 2013

## Testlet 1

### Mix Questions

#### QUESTION 1

You are managing a SharePoint farm in an Active Directory Domain Services (AD DS) domain.

You need to configure a service account to use domain credentials.

What should you do first?

- A. Configure the service account to use a domain user account.
- B. Register the domain credentials in the Farm Administrators group.
- C. Configure the service account to use a local user account.
- D. Register the domain credentials as a SharePoint managed account.

**Correct Answer:** D

**Section:** [none]

**Explanation**

**Explanation/Reference:**

#### QUESTION 2

A company named Contoso, Ltd. has a SharePoint farm. The farm has one Search service application configured. The Search service application contains five crawl databases, all of which contain content.

Contoso plans to crawl knowledge base content from its partner company Litware, Inc. The knowledge base content must be stored in a dedicated crawl database.

You need to configure crawling.

What should you do?

- A. Add a crawl database that contains the Litware knowledge base to the existing Search service application.
- B. Provision a new Search service application. Configure the service application to crawl the Litware knowledge base content.
- C. Set the MaxCrawlDatabase parameter to 6.
- D. Create a dedicated Microsoft SQL Server instance for the Litware crawl database.

**Correct Answer:** B

**Section:** [none]

## Explanation

### Explanation/Reference:

Explanation: The maximum number of crawl databases is 5 per Search service application so we need another Search service application. This maximum limit is increased to 15 with an Office 2013 update but the question doesn't mention that this update is installed so we have to assume the question was written before the update was released.

### QUESTION 3

A company uses SharePoint 2013 Server as its intranet portal. The Marketing department publishes many news articles, press releases, and corporate communications to the intranet home page.

You need to ensure that the Marketing department pages do not impact intranet performance.

Which two actions should you perform? (Each correct answer presents part of the solution. Choose two.)

- A. In Central Administration, set up a User Policy for the Super User and Super Reader accounts.
- B. Configure IIS to use the Super User and Super Reader accounts for caching.
- C. Use the Farm Configuration Wizard to configure the Super User and Super Reader accounts.
- D. Use Windows PowerShell to add the Super User and Super Reader accounts.

**Correct Answer:** AD

**Section:** [none]

### Explanation

### Explanation/Reference:

Explanation: A: The way to correct this problem is to first create two normal user accounts in AD. These are not service accounts. You could call them domain\superuser and domain\superreader, but of course that's up to you. The domain\superuser account needs to have a User Policy set for that gives it Full Control to the entire web application.

D: If you are using any type of claims based authentication you will need to use Windows PowerShell. And Windows PowerShell is the hipper more modern and sustainable option anyway. If you are using classic mode authentication run the following cmdlets on one of your SharePoint servers:

```
$w = Get-SPWebApplication "http://<server>/"
```

```
$w.Properties["portalsuperuseraccount"] = "domain\superuser" $w.Properties["portalsuperreaderaccount"] = "domain\superreader" $w.Update()
```

If you are using claims based authentication run these cmdlets on one of your SharePoint servers:

```
$w = Get-SPWebApplication "http://<server>/"
```

```
$w.Properties["portalsuperuseraccount"] = "i:0#.w|domain\superuser" $w.Properties["portalsuperreaderaccount"] = "i:0#.w|domain\superreader" $w.Update()
```

Note:

\* If you have a SharePoint Publishing site and you check the event viewer every once in a while you might see the following warning in there:

Object Cache: The super user account utilized by the cache is not configured. This can increase the number of cache misses, which causes the page requests to consume unnecessary system resources. To configure the account use the following command 'stsadm -o setproperty - propertynameportalsuperuseraccount - propertyvalue account -urlwebappurl'. The account should be any account that has Full Control access to the SharePoint databases but is not an application pool account. Additional Data: Current default super user account: SHAREPOINT\system This means that the cache accounts for your web application aren't properly set and that there will be a lot of cache misses. If a cache miss occurs the page the user requested will have to be built up from scratch again. Files and information will be retrieved from the database and the file system and the page will be rendered. This means an extra hit on your SharePoint and database servers and a slower page load for your end user.

Reference: Resolving "The super user account utilized by the cache is not configured."

#### QUESTION 4

You are managing a SharePoint farm.



<http://www.gratisexam.com/>

Diagnostic logs are rapidly consuming disk space.

You need to minimize the amount of log data written to the disk.

Which two actions should you perform? (Each correct answer presents part of the solution. Choose two.)

- A. Set the log event level to Information.
- B. Set the log event level to Verbose.
- C. Set the log trace level to Medium.
- D. Set the log trace level to Verbose.
- E. Set the log event level to Warning.
- F. Set the log trace level to Monitorable.

**Correct Answer:** EF

**Section:** [none]

**Explanation**

**Explanation/Reference:**

<http://www.gratisexam.com/>

Explanation: E: Event Levels  
Warning, Level ID 50  
Information, Level ID: 80  
Verbose, Level ID: 100

F: Trace levels:  
Monitorable: 15

Medium: 50  
Verbose: 100

Note: When using the Unified Logging System (ULS) APIs to define events or trace logs, one of the values you must supply is the ULS level. Levels are settings that indicate the severity of an event or trace and are also used for throttling, to prevent repetitive information from flooding the log files.

Reference: Trace and Event Log Severity Levels

#### **QUESTION 5**

A company's SharePoint environment contains three web applications. The root site collections of the web applications host the company intranet site, My Sites, and a Document Center.

SharePoint is configured to restrict the default file types, which prevents users from uploading Microsoft Outlook Personal Folder (.pst) files.

The company plans to require employees to maintain copies of their .pst files in their My Site libraries.

You need to ensure that employees can upload .pst files to My Site libraries.

In which location should you remove .pst files from the blocked file types?

- A. The File Types area of the Search service application section of Central Administration
- B. The General Security page in the site settings for the site collection
- C. The Blocked File Types page in the site settings for the site collection
- D. The General Security section of the Security page of Central Administration

**Correct Answer:** D

**Section:** [none]

**Explanation**

**Explanation/Reference:**

**QUESTION 6**

Contoso, Ltd. recently merged with Fabrikam, Inc. Each company has an Active Directory Domain Services (AD DS) domain. You are managing a SharePoint farm in the contoso.com domain.

You need to enable users in the fabrikam.com domain to access the Contoso SharePoint farm and prevent users in the contoso.com domain from accessing resources in the fabrikam.com domain.

Which two actions should you perform? (Each correct answer presents part of the solution. Choose two.)

- A. Configure a two-way forest trust from the fabrikam.com domain to the contoso.com domain.
- B. Add the fabrikam.com AD security groups to the SharePoint farm.
- C. Configure a two-way forest trust from the contoso.com domain to the fabrikam.com domain.
- D. Add the contoso.com AD security groups to the SharePoint farm.
- E. Configure a one-way forest trust from the fabrikam.com domain to the contoso.com domain.
- F. Configure a one-way forest trust from the contoso.com domain to the fabrikam.com domain.

**Correct Answer:** BF

**Section:** [none]

**Explanation**

**Explanation/Reference:**

Explanation: F: This is a one-way trust.

The resource is in the Contoso domain. Contoso need to trust Fabrikam.

B: The users in Fabrikam need to have access to Contoso resources. The fabrikam.com AD security groups should be added to the SharePoint Farm.

**QUESTION 7**

You are configuring a query rule for a site in a SharePoint site collection.

You need to promote specific search results during a defined date range only.

Which two actions should you perform? (Each correct answer presents part of the solution. Choose two.)

- A. Configure actions for the rule.
- B. Configure query conditions for the rule.
- C. Add the rule with a source type.

- D. Add the rule without a source type.
- E. Configure publishing options for the rule.

**Correct Answer:** AE

**Section:** [none]

**Explanation**

**Explanation/Reference:**

Explanation: Without using any custom code, Search service application administrators, site collection administrators, and site owners can help searches respond to the intent of users by creating query rules. In a query rule, you specify conditions and correlated actions. When a query meets the conditions in a query rule, the search system performs the actions specified in the rule to improve the relevance of the search results, such as by narrowing results or changing the order in which results are displayed. For example, a query rule condition could be that a term in a query matches a particular term in a SharePoint term set, or that a query is frequently performed on a particular result source in a search system, such as videos. When the query rule condition is satisfied, a correlated action could be to show a specific item at the top of the search results.

You can configure query rules for one or more result sources, and you can specify the time period during which the query rule is active.

E: To make the query rule active during a particular time period, click Publishing, and then specify the period.

Reference: Manage query rules in SharePoint Server 2013

### **QUESTION 8**

A company is planning to upgrade from SharePoint 2010 to SharePoint 2013.

You need to find out the web traffic capacity of the SharePoint farm by using a Microsoft Visual

Studio Team System project file.

Which tool should you use?

- A. Network Monitor
- B. SharePoint Health Analyzer
- C. SharePoint Diagnostic Studio
- D. Load Testing Kit (LTK)

**Correct Answer:** D

**Section:** [none]

**Explanation**

**Explanation/Reference:**

**QUESTION 9**

You install SharePoint Server in a three-tiered server farm that meets the minimum requirements for SharePoint 2013 and surrounding technologies. The content databases will reside on Fibre Channel drives in a storage area network (SAN). The backup solution will utilize SAN snapshots.

You are estimating storage requirements. You plan to migrate 6 TB of current content from file shares to SharePoint.

You need to choose the content database size that will optimize performance, minimize administrative overhead, and minimize the number of content databases.

Which content database size should you choose?

- A. 100 GB
- B. 200 GB
- C. 3 TB
- D. 6 TB

**Correct Answer:** C

**Section:** [none]

**Explanation**

**Explanation/Reference:**

**QUESTION 10**

A web application is configured in a SharePoint environment.

A user receives an application error message that includes a correlation ID.

You need to find out the cause of the error.

Which two actions can you perform to achieve this goal? (Each correct answer presents a complete solution. Choose two.)

- A. Locate the correlation ID in the Security event log.
- B. Enable the Developer Dashboard and review the content.
- C. Locate the correlation ID in the Unified Logging Service (ULS).
- D. Locate the correlation ID in the System event log.

**Correct Answer:** BC

**Section:** [none]



## **Explanation**

### **Explanation/Reference:**

#### **QUESTION 11**

A company has a SharePoint environment that consists of two web applications. The first web application is used as the corporate intranet site, and the second web application hosts several custom apps. The custom apps use Microsoft Business Connectivity Services (BCS) Web Parts to retrieve data from external systems.

The home page of the second web application displays information from three custom apps and renders slowly.

You need to identify the custom app that is causing the slow response times.

Which tool should you use?

- A. SharePoint Web Analytics service application
- B. SharePoint audit log reports
- C. SharePoint Health Analyzer
- D. Developer Dashboard

**Correct Answer: D**

**Section: [none]**

## **Explanation**

### **Explanation/Reference:**

#### **QUESTION 12**

You are managing a SharePoint farm.

The SharePoint databases are configured to run on a dedicated instance of Microsoft SQL Server 2008 R2 Service Pack 1.

You need to optimize query executions.

What should you do?

- A. Move the SharePoint databases to a RAID 10 volume.
- B. Move the SharePoint databases to a RAID 5 volume.
- C. Set the maximum degree of parallelism for SQL Server instances to 4.
- D. Set the maximum degree of parallelism for SQL Server instances to 0.

**Correct Answer:** A

**Section:** [none]

**Explanation**

**Explanation/Reference:**

### **QUESTION 13**

You are managing a site collection in a SharePoint farm.

You need to configure the minimum level of permissions necessary for users to manage lists in the site collection.

What permission level should you configure?

- A. Full Control
- B. Create
- C. Design
- D. Contribute

**Correct Answer:** C

**Section:** [none]

**Explanation**

**Explanation/Reference:**

### **QUESTION 14**

You are managing a SharePoint farm.

You need to collect information about the health of a web application.

What should you use?

- A. SharePoint Health Analyzer
- B. Windows Management Instrumentation (WMI)
- C. SharePoint Developer Dashboard
- D. timer jobs

**Correct Answer:** A

**Section: [none]**

**Explanation**

**Explanation/Reference:**

**QUESTION 15**

You are the term store manager of a SharePoint environment.

You need to make term sets available across the entire farm. You must ensure that users can reuse terms but not edit terms.

Which two actions should you perform? (Each correct answer presents part of the solution. Choose two.)

- A. Prohibit the use of keywords other than those in a specific term set.
- B. Create a global term set.
- C. Enable term pinning.
- D. Prohibit grid editing in the Datasheet view.
- E. Create a local term set.

**Correct Answer: AB**

**Section: [none]**

**Explanation**

**Explanation/Reference:**

Explanation:

Note:

Anyone can add a new term to an open term set. Only people who were identified as contributors to a term set group can add terms to a closed term set in the group. For example, a term set that represents cost centers would probably be closed. A term set that represents contributors to a charity might be open.

On global term set see step 8) below.

Make a term set available to other site collections

After you create a term set on the authoring site collection, you have to make it available to publishing site collections. You can make a term set available to all site collections or to specific site collections.

To make a term set available to all site collections:

**QUESTION 16**

A company is planning to deploy My Sites to its 25,000 employees. The company will maintain dedicated content databases for the storage of personal site collections.

You need to create the minimum number of content databases required to support the My Sites.

What should you do?

- A. Create three content databases. Set the value of the WarningSiteCount property of each content database to 10,000.
- B. Create one content database. Set the value of the WarningSiteCount property of the content database to 25,000.
- C. Create one content database. Set the value of the MaxSiteCount property of the content database to 25,000.
- D. Create three content databases. Set the value of the MaxSiteCount property of each content database to 10,000.
- E. Create five content databases. Set the value of the WarningSiteCount property of each content database to 5,000.
- F. Create five content databases. Set the value of the MaxSiteCount property of each content database to 5,000.

**Correct Answer:** D

**Section:** [none]

**Explanation**

**Explanation/Reference:**

#### **QUESTION 17**

You are managing a SharePoint farm. The SharePoint databases are configured to run on a dedicated instance of Microsoft SQL Server 2008 R2 Service Pack 1.

You need to optimize query executions.

What should you do?

- A. Set the maximum degree of parallelism for SQL Server instances to 4.
- B. Set the maximum degree of parallelism for SQL Server instances to 1.
- C. Move the master database to a RAID 5 volume.
- D. Set the maximum degree of parallelism for SQL Server instances to 32.

**Correct Answer:** B

**Section:** [none]

**Explanation**

**Explanation/Reference:**

Explanation:

Set max degree of parallelism (MAXDOP) to 1 for instances of SQL Server that host SharePoint databases to make sure that a single SQL Server process serves each request.

Important:

Setting the max degree of parallelism to any other number can cause a less optimal query plan to be used that will decrease SharePoint Server 2013 performance.

Ref: [http://technet.microsoft.com/en-us/library/hh292622\(v=office.15\).aspx](http://technet.microsoft.com/en-us/library/hh292622(v=office.15).aspx)

#### **QUESTION 18**

You are managing a site collection in a SharePoint farm.

You need to configure the minimum level of permissions necessary for users to manage lists in the site collection.

What permission level should you configure?

- A. View Only
- B. Edit
- C. Full Control
- D. Read

**Correct Answer: B**

**Section: [none]**

**Explanation**

**Explanation/Reference:**

Explanation:

Ref: <http://technet.microsoft.com/en-us/library/cc721640.aspx>

#### **QUESTION 19**

You are managing a SharePoint environment. All SharePoint databases reside on servers that run Microsoft SQL Server 2012.

You observe an increase in the consumption of disk space by the SharePoint configuration database.

You need to minimize disk space usage. Which recovery model should you set?

- A. Transactional
- B. Full
- C. Bulk-logged
- D. Simple

**Correct Answer: D**

**Section: [none]**

**Explanation**

**Explanation/Reference:**

**QUESTION 20**

A SharePoint environment contains a single web application at http://web01.

You create a site collection under the web application. The site collection has the URL http://sharepoint.contoso.com.

You need to ensure that the site collection is also accessible at http://intranet.contoso.com.

What should you do?

- A. Add intranet.contoso.com as an alternate access mapping for the web application.
- B. Extend the web application and add intranet.contoso.com to the Intranet Zone.
- C. Run the Set-SPSiteUrl Windows PowerShell cmdlet.
- D. Run the New-SPSite Windows PowerShell cmdlet.

**Correct Answer: C**

**Section: [none]**

**Explanation**

**Explanation/Reference:**

**QUESTION 21**

You are managing a site collection in a SharePoint farm.

You need to configure the minimum level of permissions necessary for users to manage lists in the site collection

What permission level should you configure?

- A. Contribute
- B. View Only
- C. Edit
- D. Read

**Correct Answer: C**

**Section: [none]**

**Explanation**

**Explanation/Reference:**

**QUESTION 22**

You are managing a SharePoint farm. The SharePoint databases are configured to run on a dedicated instance of Microsoft SQL Server 2008 R2 Service Pack 1.

You need to optimize query executions.

What should you do?

- A. Set the maximum degree of parallelism for SQL Server instances to 0.
- B. Move the master database to a RAID 10 volume.
- C. Set the maximum degree of parallelism for SQL Server instances to 1.
- D. Set the maximum degree of parallelism for SQL Server instances to 32.

**Correct Answer: C**

**Section: [none]**

**Explanation**

**Explanation/Reference:**

Explanation:

Set max degree of parallelism (MAXDOP) to 1 for instances of SQL Server that host SharePoint databases to make sure that a single SQL Server process serves each request.

Important:

Setting the max degree of parallelism to any other number can cause a less optimal query plan to be used that will decrease SharePoint Server 2013 performance.

Ref: [http://technet.microsoft.com/en-us/library/hh292622\(v=office.15\).aspx](http://technet.microsoft.com/en-us/library/hh292622(v=office.15).aspx)

**QUESTION 23**

A SharePoint farm has a very large search index.

Users report that search results are too broad.

You need to ensure that properties can be used to refine search results.

Which two options should you configure? (Each correct answer presents part of the solution. Choose two.)

- A. Searchable
- B. Queryable
- C. Complete Matching
- D. Retrievable
- E. Refinable
- F. Sortable

**Correct Answer:** BE

**Section:** [none]

**Explanation**

**Explanation/Reference:**

Explanation:

To create a managed property, add type code to the name, and enable a managed property as a refiner  
You can also specify additional settings in this section.

Ref: [http://technet.microsoft.com/en-us/library/jj679902.aspx#BKMK\\_MapCPtoRefinableMP](http://technet.microsoft.com/en-us/library/jj679902.aspx#BKMK_MapCPtoRefinableMP)

#### **QUESTION 24**

You are managing a SharePoint farm in an Active Directory Domain Services (AD DS) forest.

The forest contains two domains named americas.contoso.com and europe.contoso.com. A single SharePoint farm is located in the americas.contoso.com domain and uses Kerberos authentication.

Users in the europe.contoso.com domain cannot access the Excel Services application in the americas.contoso.com domain when using an external data source.

You need to ensure that users in the europe.contoso.com domain can use the Excel Services application with external data sources.

What should you do?

- A. Deploy a SharePoint farm in the europe.contoso.com domain.
- B. Configure Kerberos constrained delegation.
- C. Configure basic Kerberos delegation.
- D. Configure anonymous access in the SharePoint farm.

**Correct Answer:** A

**Section:** [none]



## **Explanation**

### **Explanation/Reference:**

#### **QUESTION 25**

A company's SharePoint environment contains three web applications.

The company must record the following information for each document in any of the three web applications:

- The date and time at which the document was last reviewed.
- Additional custom date and time information as requirements are identified.

You have the following requirements:

- Ensure that the current information is available when searching content and for refining search results.
- Ensure that the additional custom date and time information can be assigned to content in all web applications.
- Ensure that SharePoint users who are not farm administrators can record additional date and time information as required.

You need to meet the requirements.

What should you do?

- A. Create a column of data type Date and Time in a document library in each site collection.
- B. In Central Administration, create a term set with a term of data type Date and Time.
- C. Create a content type that uses a custom field of data type Date and Time in each site collection.
- D. Create a site column of data type Date and Time in each site collection.

**Correct Answer: B**

**Section: [none]**

## **Explanation**

### **Explanation/Reference:**

#### **QUESTION 26**

You are managing a SharePoint farm. The SharePoint databases are configured to run on a dedicated instance of Microsoft SQL Server 2008 R2 Service Pack 1.

You need to optimize query executions.

What should you do?

- A. Move the master database to a RAID 10 volume.
- B. Set the maximum degree of parallelism for SQL Server instances to 0.
- C. Set the maximum degree of parallelism for SQL Server instances to 4.
- D. Set the maximum degree of parallelism for SQL Server instances to 1.

**Correct Answer:** D

**Section:** [none]

**Explanation**

**Explanation/Reference:**

#### **QUESTION 27**

You are managing SharePoint Online site collections.

You need to assign the minimum permission level necessary to create subsites.

Which permission level should you assign?

- A. Approve
- B. Design
- C. Manage Hierarchy
- D. Contribute

**Correct Answer:** C

**Section:** [none]

**Explanation**

**Explanation/Reference:**

#### **QUESTION 28**

A SharePoint farm includes two front-end web servers, one application server, and two clustered servers that run Microsoft SQL Server. The SharePoint Foundation Web Application service is not running on the application server.

You plan to configure the SharePoint farm to receive and store email messages and email message attachments in libraries.

You need to ensure that users can send email messages and attachments directly to libraries across the entire farm. You must accomplish this goal by using the least amount of effort.

Which two actions should you perform? (Each correct answer presents part of the solution. Choose two.)

- A. Install and configure the Simple Mail Transfer Protocol (SMTP) service on each application server.
- B. Install and configure the Simple Mail Transfer Protocol (SMTP) service on each front-end web server.
- C. Enable and start the SharePoint Foundation Web Application service on each application server.
- D. Enable incoming email by using the Automatic settings mode.
- E. Enable and start the SharePoint Foundation Web Application service on each front-end web server.
- F. Enable incoming email by using the Advanced settings mode.

**Correct Answer:** BF

**Section:** [none]

**Explanation**

**Explanation/Reference:**

Explanation: B (not A):

\* Incoming email for SharePoint 2013 uses the SMTP service. You can use the SMTP service in one of two ways. You can install the SMTP service on one or more servers in the farm, or administrators can provide an email drop folder for email that is forwarded from the service on another server.

\* If you are not using a drop folder for email, the SMTP service must be installed on every front-end web server in the farm that you want to configure for incoming email.

F (not D):

\* The basic scenario applies to a single-server farm environment and is recommended if you want to use default settings. The advanced scenario applies to a single-server farm or a multiple-server farm and contains several advanced options from which to choose

\* To configure incoming email in an advanced scenario etc.

Not C, not E: The SharePoint Foundation Web Application service is not running on the application server.

Reference: Configure incoming email for a SharePoint 2013 farm

## **QUESTION 29**

You are managing a site collection in a SharePoint farm.

You need to configure the minimum level of permissions necessary for users to manage lists in the site collection.

What permission level should you configure?

- A. Contribute

- B. Read
- C. Full Control
- D. Design

**Correct Answer:** D

**Section:** [none]

**Explanation**

**Explanation/Reference:**

### **QUESTION 30**

You are managing a SharePoint farm.

You need to enable friendly URLs for a term set.

What should you configure?

- A. Term set tagging
- B. Managed navigation
- C. Custom properties
- D. Search refinement

**Correct Answer:** B

**Section:** [none]

**Explanation**

**Explanation/Reference:**

### **QUESTION 31**

You are managing a SharePoint farm. The SharePoint databases are configured to run on a dedicated instance of Microsoft SQL Server 2008 R2 Service Pack 1.

You need to optimize query executions.

What should you do?

- A. Move the master database to a RAID 10 volume.
- B. Move the SharePoint databases to a RAID 10 volume.

- C. Set the maximum degree of parallelism for SQL Server instances to 0.
- D. Move the master database to a RAID 5 volume.

**Correct Answer:** B

**Section:** [none]

**Explanation**

**Explanation/Reference:**

### **QUESTION 32**

You are managing a site collection in a SharePoint farm.

You need to configure the minimum level of permissions necessary for users to manage lists in the site collection.

What permission level should you configure?

- A. Limited Access
- B. View Only
- C. Edit
- D. Create

**Correct Answer:** C

**Section:** [none]

**Explanation**

**Explanation/Reference:**

### **QUESTION 33**

You are the farm administrator for a single-server SharePoint 2010 Foundation environment.

The company plans to upgrade to SharePoint 2013 Foundation.

You need to ensure that the existing server meets the minimum requirements.

Which three requirements must you meet? (Each correct answer presents part of the solution. Choose three.)

- A. 64-bit edition of Windows Server 2008 SP2

- B. 64-bit processor
- C. 8 GB of RAM
- D. 80 GB of free disk space for the system drive
- E. 64-bit edition of SQL Server 2008

**Correct Answer:** BCD

**Section:** [none]

**Explanation**

**Explanation/Reference:**

Explanation: Installation Scenario

Single server with a built-in database or single server that uses SQL Server

Development or evaluation installation of SharePoint Server 2013 or SharePoint Foundation 2013 with the minimum recommended services for development environments.

Requirement:

B: 64-bit, 4 cores Processor

C: 8 GB RAM

D: 80 GB for system drive

Incorrect:

Not A: Minimum requirements for a single server with built-in database:

The 64-bit edition of Windows Server 2008 R2 Service Pack 1 (SP1) Standard, Enterprise, or Datacenter or the 64-bit edition of Windows Server 2012 Standard or Datacenter

Note: no need of a SQL server (can use the builtinSharepoint database server)

Reference: Hardware and software requirements for SharePoint 2013

### **QUESTION 34**

You are managing a site collection in a SharePoint farm.

You need to configure the minimum level of permissions necessary for users to manage lists in the site collection.

What permission level should you configure?

- A. Edit
- B. Contribute
- C. Read

D. Limited Access

**Correct Answer:** A

**Section:** [none]

**Explanation**

**Explanation/Reference:**

### **QUESTION 35**

Your company has a SharePoint Server 2013 server farm that is integrated with Microsoft SharePoint Online.

Users report that when they connect to SharePoint Online and perform a search, they only see search results from SharePoint Online.

You need to ensure that when the users search from SharePoint Online, the results are displayed from the SharePoint Server 2013 farm and from SharePoint Online.

What should you do?

- A. From SharePoint Online, create a content source and a search scope.
- B. From SharePoint Online, create a result source and a query rule.
- C. From the SharePoint Server 2013 farm, create a result source and a query rule.
- D. From the SharePoint Server 2013 farm, create a content source and a search scope.

**Correct Answer:** C

**Section:** [none]

**Explanation**

**Explanation/Reference:**

### **QUESTION 36**

You plan to deploy a SharePoint Server 2013 server farm.

The farm will have two front-end Web servers that are configured as shown in the following table.

Server name	Memory	Processor
WFE1	12 GB	Four physical cores
WFE2	8 GB	One physical core

You need to ensure that pages are rendered by using the front-end Web server that has the smallest health threshold value.

Which service should you use?

- A. Request Management
- B. Distributed Cache
- C. Microsoft SharePoint Foundation Subscription Settings Service
- D. Work Management Service

**Correct Answer: A**

**Section: [none]**

**Explanation**

**Explanation/Reference:**

Explanation: Request Manager is functionality in SharePoint Server 2013 that enables administrators to manage incoming requests and determine how SharePoint Server 2013 routes these requests.

Note: Request routing and prioritizing can be divided into two parts: request-rule matching and front-end web server filtering. Request-rule matching happens exactly like in request routing. Front-end web server filtering uses the health threshold parameter from the throttling rules in combination with front-end web server health data to determine whether the front-end web servers in the selected routing pool can process the given request.

### QUESTION 37

You plan to deploy a SharePoint Server 2013 server farm to a test environment on a single server.

The server has the following configurations:

- A 64-bit processor that has four cores
- Windows Server 2008 Enterprise
- 8 GB of physical memory
- A 2-TB hard disk

You need to ensure that you can deploy the SharePoint Server 2013 farm to the server.

What should you do?



- A. Upgrade the operating system.
- B. Replace the processor.
- C. Add more physical memory.
- D. Add another hard disk drive.

**Correct Answer:** A

**Section:** [none]

**Explanation**

**Explanation/Reference:**

Explanation: Need The 64-bit edition of Windows Server 2008 R2 Service Pack 1 (SP1) Standard, Enterprise, or Datacenter or the 64-bit edition of Windows Server 2012 Standard or Datacenter

### QUESTION 38

You plan to deploy a SharePoint Server 2013 server farm.

You need to create four site collections. The site collections must meet the requirements described in the following table.

Site collection name	User must be able to create their own workflows by using Microsoft SharePoint Designer	The site collection administrator must be able to customize master pages by using Microsoft SharePoint Designer
SiteCol1	Yes	No
SiteCol2	Yes	Yes
SiteCol3	No	Yes
SiteCol4	Yes	Yes

What is the minimum number of web applications required to host the site collection?

- A. 1
- B. 2
- C. 3
- D. 4

**Correct Answer:** C

**Section:** [none]

## **Explanation**

### **Explanation/Reference:**

Explanation: \* You can manage how Microsoft SharePoint Designer is used at two levels:  
/ Web application level which is applicable to all site collections in the web application and to the

site collection administrators.

/ Site collection level (managed by site collection administrators) which is applicable to all sites in the collection along with the Designers and Owners group.

\* Enable SharePoint Designer

Enable or disable SharePoint Designer 2010 use for an entire application or site collection. If you want to ensure that all designers and owners within a specific site collection can use SharePoint Designer 2010, enable this setting at the site collection level.

### **QUESTION 39**

You have a SharePoint Server 2013 server farm that contains a web application.

A user receives an application error message that includes a Correlations.

You need to identify the cause of the error.

What should you do?

- A. Run the Get-SPDiagnosticConflictcmdlet.
- B. Review the Internet Information Services (IIS) logs.
- C. Run the Get-SPLogEventcmdlet.
- D. Review problems and solutions in the SharePoint Health Analyzer.

**Correct Answer:** A

**Section:** [none]

## **Explanation**

### **Explanation/Reference:**

Explanation: The Get-SPDiagnosticConfigcmdlet retrieves ULS diagnostic configuration values of the farm.

### **QUESTION 40**

You have a SharePoint Server 2013 server farm.

You need to ensure that users can use the Newsfeed app on their My Site to aggregate user actions and system activities.

Which type of cache should you configure?

- A. An output cache
- B. An object cache
- C. A BLOB cache
- D. A distributed cache

**Correct Answer:** D

**Section:** [none]

**Explanation**

**Explanation/Reference:**

Explanation: SharePoint 2013, makes use of distributed cache to cache newsfeeds, microblogging, conversations, security trimming, OneNote client access, and even keeps the FedAuth cookie for claims based authentication on the server side, so it's more secure, load balancer friendly, and works with webkit-based browsers that like to chop off your cookies at 64kb.

#### **QUESTION 41**

You have a SharePoint Server 2013 server farm.

You need to configure the People Picker control to display only users who are members of the current site collection.

Which tool should you use?

- A. Central Administration
- B. Psconfig
- C. Internet Information Services (IIS) Manager
- D. Stsadm

**Correct Answer:** D

**Section:** [none]

**Explanation**

**Explanation/Reference:**

Explanation: You configure the People Picker web control at the zone level for a farm by using the Stsadmsetproperty operation. By configuring the settings for the control, you can filter and restrict the results that are displayed when a user searches for a user, group, or claim. Those settings will apply to every site within the site collection.

#### **QUESTION 42**

A SharePoint environment contains a single web application at http://app1. Users access a site collection under the web application by using the URL http://portal.contoso.com.

You need to ensure that the site collection is also accessible at <http://collaboration.contoso.com>.

What should you do?

- A. Run the New-SPSite Windows PowerShell cmdlet.
- B. Run the Set-SPSiteUrl Windows PowerShell cmdlet.
- C. Add collaboration.contoso.com as an alternate access mapping for the web application.
- D. Extend the web application and add collaboration.contoso.com to the Intranet Zone.

**Correct Answer: B**

**Section: [none]**

**Explanation**

**Explanation/Reference:**

Explanation: The Set-SPSiteUrl cmdlet adds or changes an URL mapping for the site. The Set-SPSiteUrl cmdlet only applies to the root site collection for a host name that is, <http://www.contoso.com>. This cmdlet cannot be directly run against a managed path site collection underneath the root that is, <http://www.contoso.com/sites/test>.

#### **QUESTION 43**

Your network contains an Active Directory forest. The forest contains a single domain named adatum.com.

The network contains a SharePoint Server 2013 server farm. The farm contains a single web application named Web1. Users connect to Web1 by using the URL <http://web1.adatum.com>.

You need to configure the People Picker control to display only users who are members of organizational units (OUs) named Managers and Contractors.

What should you do?

- A. Modify the User Information List of the site collection.
- B. Set the Peoplepicker-setsiteuseraccountdirectorypath property of the site collection.
- C. Set the Peoplepicker-searchadforests property of the site collection.
- D. Modify the User Policy of Web1.

**Correct Answer: B**

**Section: [none]**

**Explanation**

**Explanation/Reference:**

Explanation: \* Operation name: Setsiteuseraccountdirectorypath Sets the site user account directory path to a specific organizational unit (OU) in the same domain when the url and pathparameters are specified.

\* Example

To set a list of users to a specific OU (for example, Sales) in the Contoso Corp domain, use the

following syntax:

```
stsadm -o setsiteuseraccountdirectorypath -path "CN=Sales,DC=ContosoCorp,DC=local" url http://server_name
```

#### **QUESTION 44**

You have a SharePoint Server 2013 server farm.

You need to view the errors generated by a Web Part.

What should you use?

- A. The administrative reports
- B. The SharePoint trace logs
- C. The site collection health checks
- D. The SharePoint Health Analyzer

**Correct Answer: B**

**Section: [none]**

**Explanation**

**Explanation/Reference:**

#### **QUESTION 45**

You have a SharePoint Server 2013 server farm. The farm has the following service applications:

- Secure Store Service
- Search Service Application
- Word Automation Services
- Managed Metadata Service
- User Profile Service Application

You need to be able to send and receive email from a SharePoint site.

What should you do first?

- A. Create a Work Management Service application.

- B. Configure self-service site creation.
- C. Create an App Management Service application.
- D. Configure alternate access mappings.

**Correct Answer:** A

**Section:** [none]

**Explanation**

**Explanation/Reference:**

Explanation: The Work Management Service Application provides functionality to aggregate tasks to a central location on SharePoint Server:

Users get the possibility to view and track their to-dos and tasks.

Tasks can be cached to a users personal site.

Tasks can sync to Outlook where users can edit them wherever they have access to Outlook. Tasks can be aggregated from Exchange, Project Server and SharePoint. Based on 'Provider model' so that other systems can be integrated in the future.

**QUESTION 46**

You have a SharePoint Server 2013 server farm.

Active Directory attributes are imported to user profiles.

You need to ensure that if users change the mobile phone number in their SharePoint user profile, the new information will be copied to their Active Directory user account.

Which Active Directory permission should you assign to the synchronization account?

- A. Read All Properties
- B. Manage Replication Topology
- C. Write All Properties
- D. Replicate Directory Changes

**Correct Answer:** D

**Section:** [none]

**Explanation**

**Explanation/Reference:**

Explanation: The synchronization account for a connection to Active Directory Domain Services (AD DS) must have the following permissions:

It must have Replicate Directory Changes permission on the domain with which you'll synchronize.

Note: The Replicate Directory Changes permission enables the synchronization account to read AD DS objects and to discover AD DS objects that have been changed in the domain. The Grant Replicate Directory Changes permission does not enable an account to create, modify or delete AD DS objects.

**QUESTION 47**

You plan to deploy a SharePoint Server 2013 server farm. The farm will contain the site collections configured as shown in the following table.

Site collection name	Allow the pages in _layouts to use the site master page	Authentication mode
SiteCol1	Yes	NTLM and forms-based authentication
SiteCol2	No	NTLM authentication only
SiteCol3	Yes	Forms-based authentication only
SiteCol4	Yes	NTLM authentication only

You need to identify the minimum number of web applications required to host the planned site collections.

How many web applications should you identify?

- A. 1
- B. 2
- C. 3
- D. 4

**Correct Answer:** D

**Section:** [none]

**Explanation**

**Explanation/Reference:**

Explanation: Note: Web applications are what Windows SharePoint Services uses to hold site collections. Every site collection has to reside in a web application, although a web application can contain many site collections. When Windows SharePoint Services was installed, two web applications were created.

**QUESTION 48**

You deploy a SharePoint Server 2013 server farm.

You receive a custom display template.

You need to ensure that the custom display template is available in a site collection.

What should you use to upload the template?

- A. The Master Page Gallery
- B. Composed looks
- C. Result types
- D. Variations

**Correct Answer:** A

**Section:** [none]

**Explanation**

**Explanation/Reference:**

Explanation: You can view existing display templates in Design Manager, but you don't create them in Design Manager the way that you create master pages and page layouts. Instead, you:

\* Open your mapped network drive to the Master Page Gallery.

\* Open one of the four folders in the Display Templates folder.

\* Copy the HTML file for an existing display template that's similar to what you want. The exact location that you copy the file to does not matter, as long as it is in the Master Page Gallery.

\* Open and modify your copy in an HTML editor.

**QUESTION 49**

You have a SharePoint Server 2013 server farm.

You have a custom Microsoft SQL Server database named SQL1. SQL1 has a table that contains expertise information about users. The following is an extract of the table.

Login	Expertise
Domain\user1	SharePoint
Domain\user2	Microsoft .NET Framework
Domain\user3	SQL Server

You need to import user profile information from Active Directory and from SQL1. What should you use?

- A. Profile synchronization and Business Connectivity Services (BCS)
- B. SharePoint Active Directory Import and External Identify Manager
- C. External Identity Manager and the Secure Store Service



D. SharePoint Active Directory Import and Business Connectivity Services (BCS)

**Correct Answer:** A

**Section:** [none]

**Explanation**

**Explanation/Reference:**

Explanation: You can import profile data from business systems by using the Business Connectivity Service.

#### **QUESTION 50**

You plan to deploy a SharePoint Server 2013 server farm.

You have a network share named Share1 that contains the extracted installation files for SharePoint Server 2013.

You download a cumulative update for SharePoint Server 2013 named Cu1.exe.

You need to create a slipstreamed installation source that contains the cumulative update.

What should you do?

- A. Run cul.exe and specify the /extract parameter.
- B. Copy Cul.exe to the Updates folder in Share1.
- C. Run setup.exe and specify the /extract parameter.
- D. Create a folder named 15\Resources in Share1, and then copy Cul.exe to the 15\Resources folder.

**Correct Answer:** A

**Section:** [none]

**Explanation**

**Explanation/Reference:**

Explanation: Extract the contents of the downloaded update file to the Updates folder in the SharePoint installation source with the following command:  
{FileName}.exe /extract:C:\SPInstall\Updates

Note: SharePoint updates that have been released since the product launch provide fixes and enhancements to the product, and including these updates in a new installation is recommended. Rather than manually applying the updates after installing SharePoint, you can include them in a 'slipstream' mode so that they are automatically installed with SharePoint.

#### **QUESTION 51**

You plan to deploy a SharePoint Server 2013 server farm.

The farm will contain several site collections that use the Team Site template. The site collections will use navigation that is defined in a TermSet.

You need to identify which features must be activated to ensure that the site collections can use the planned navigation.

Which features should you identify?

- A. Metadata and Navigation Filtering and SharePoint Server Enterprise Site
- B. SharePoint Server Publishing and Content Organizer
- C. Metadata and Navigation Filtering and SharePoint Server Publishing Infrastructure
- D. SharePoint Server Publishing Infrastructure and SharePoint Server Publishing

**Correct Answer: D**

**Section: [none]**

**Explanation**

**Explanation/Reference:**

#### **QUESTION 52**

You have a SharePoint Server 2013 server farm.

You have a web applications named WebApp1.

You have a SharePoint hosted app named App1. App1 contains a client Web Part named WP1.

You add App1 to a site named Site1 in WebApp1.

You need to prevent App1 from reading information in Site1.

What should you do?

- A. From Central Administration, modify the permission policy of WebApp1.
- B. From Site Settings of the Central Administration site, delete App1 from the Site App Permissions list.
- C. From Central Administration, modify the users permissions of WebApp1.
- D. From Site Settings of Site1, delete App1 from the Site App Permissions list.

**Correct Answer: A**

**Section: [none]**

**Explanation**

**Explanation/Reference:**

Explanation: Permission policies provide a centralized way to configure and manage a set of permissions that applies to only a subset of users or groups in a web application.

Note: An app for SharePoint requests the permissions that it needs during installation from the user who is installing it. The developer of an app must request, through the app manifest file, the permissions that the particular app needs to be able to run. An app must be granted permissions by the user who is executing the app.

**QUESTION 53**

Your company has a SharePoint Server 2013 server farm.

You create a Business Connectivity Services (BCS) application.

You deploy the application to the farm,

Users create lists and add items to the lists based on the BCS application.

The users report that when they search for data, BCS items are not displayed in the search results. Other items in the farm are displayed in the search results.

You need to ensure that BCS data is displayed in the search results. The solution must minimize administrative effort.

What should you create?

- A. a Local SharePoint Results result source
- B. an OpenSearch 1.0/1.1 result source
- C. a Line of Business Data content source
- D. a Custom Repository content source

**Correct Answer: C**

**Section: [none]**

**Explanation**

**Explanation/Reference:**

Explanation: If your company has an on-premises SharePoint 2013 farm and a SharePoint Online 2013 tenancy, you can use BCS to create a secure connection between the two to make line-of-business (LOB) data available to applications for SharePoint and external lists in SharePoint Online. This is called a SharePoint BCS Hybrid solution. SharePoint Online 2013 supports only one-way connections from online to on-premises and to only one on-premises farm. The LOB data must be published as an OData source

**QUESTION 54**

You have a SharePoint Server 2013 server farm.

The corporate taxonomy contains two term sets named Offices and Cities.

You need to ensure that the terms in the Cities term set can be used by the Offices term set,

What should you use?

- A. query refinement
- B. pinned terms
- C. managed navigation
- D. local properties

**Correct Answer: B**

**Section: [none]**

**Explanation**

**Explanation/Reference:**

Explanation: SharePoint 2013 adds the concept of Pinning to taxonomy and the term store management tool. You might first encounter the option to Pin instead of Reuse on the page to add

a catalog connection from cross site publishing or as a new node in the menu for a term in the term store management tool titled "Pin Term With Children." While at least one reason for choosing Pinning is better understood in the context of search driven publishing the tangible difference between the two is actually concise.

The difference is that while Pinning maintains a certain relationship (shared properties) between source term and Reuse instance on a one on one basis as Reuse does, Pinning also updates the hierarchy regarding the removal and addition of terms anywhere within that hierarchy.

#### **QUESTION 55**

You have a SharePoint Server 2013 server farm.

You need to view the errors generated by a Web Part.

What should you use?

- A. the Internet Information Services (IIS) logs
- B. the audit logs for the site collection
- C. the site collection health checks
- D. the SharePoint trace logs

**Correct Answer: D**

**Section: [none]**

**Explanation**

**Explanation/Reference:**

**QUESTION 56**

You deploy a SharePoint Server 2013 server farm.

You receive a custom display template.

You need to ensure that the custom display template is available in a site collection.

What should you use to upload the template?

- A. Design Manager
- B. composed looks
- C. result types
- D. the Style Library

**Correct Answer: B**

**Section: [none]**

**Explanation**

**Explanation/Reference:**

Explanation:

You can view existing display templates in Design Manager, but you don't create them in Design Manager the way that you create master pages and page layouts. Instead, you:

- \* Open your mapped network drive to the Master Page Gallery.
- \* Open one of the four folders in the Display Templates folder.
- \* Copy the HTML file for an existing display template that's similar to what you want. The exact location that you copy the file to does not matter, as long as it is in the Master Page Gallery.
- \* Open and modify your copy in an HTML editor.

**QUESTION 57**

A SharePoint environment was set up by using an automated installation script. Corporate policies prevent the use of wizards for installing and configuring server environments.

You plan to provide navigation based on term sets.

You need to ensure that you can create the term sets.

Which service should you configure? (To answer, select the appropriate service in the answer area.)

Hot Area:

Machine Translation Service Application	<input type="text" value="Machine Translation Service Application"/>
Managed Metadata Service Application	<input type="text" value="Managed Metadata Service Application"/>
Search Administration Web Service for Search Service Application	
Search Service Application	
Search Service Application	
Secure Store Service Application	<input type="text" value="Secure Store Service Application"/>
Security Token Service Application	
State Service	<input type="text" value="State Service"/>

Correct Answer:

Machine Translation Service Application

Machine Translation Service Application

Managed Metadata Service Application

Managed Metadata Service Application

Search Administration Web Service for Search Service Application

Search Service Application

Search Service Application

Secure Store Service Application

Secure Store Service Application

Security Token Service Application

State Service

State Service

Section: [none]

Explanation

Explanation/Reference:

Machine Translation Service Application

Machine Translation Service Application

Managed Metadata Service Application

Managed Metadata Service Application

Search Administration Web Service for Search Service Application

Search Service Application

Search Service Application

Secure Store Service Application

Secure Store Service Application

Security Token Service Application

State Service

State Service

Note:

Example:

Clicking the "Create Term Set" button on the bottom resulted in the following error:

Failed to create term set. A default managed metadata service connection hasn't been specified.

This message made it sound like the service application wasn't created or that it wasn't in this web application's proxy group. Use the Managed Metadata Service Application to fix this problem..

#### QUESTION 58

You are managing web applications on a SharePoint site.

You need to begin configuring anonymous access for a SharePoint web application.

Which command should you select? (To answer, select the appropriate command in the answer area.)

Hot Area:





**Correct Answer:**



**Section:** [none]

**Explanation**

**Explanation/Reference:**



Note: anonymous access is a security setting.

#### QUESTION 59

You create a SharePoint site for collaboration with external partners. The network team configures the reverse proxy server and publishes the SharePoint site.

Partners cannot sign in to the SharePoint site.

You need to ensure that partners can access the SharePoint site.

In Central Administration, on which page should you configure the settings? (To answer, select the appropriate page in the answer area.)

**Hot Area:**

## Central Administration

Application  
Management

System Settings

Monitoring

Backup and Restore

Security

Upgrade and Migration

General Application  
Settings

Apps

Configuration Wizards

**Correct Answer:**

## Central Administration

Application  
Management

System Settings

Monitoring

Backup and Restore

Security

Upgrade and Migration

General Application  
Settings

Apps

Configuration Wizards

Section: [none]

Explanation

Explanation/Reference:

## Central Administration

Application  
Management

System Settings

Monitoring

Backup and Restore

Security

Upgrade and Migration

General Application  
Settings

Apps

Configuration Wizards

### Note:

\* Reverse proxy server A reverse proxy server that supports Secure Sockets Layer (SSL), such as Microsoft Forefront Unified Access Gateway (UAG), enables you to publish SharePoint sites across the corporate firewall.

\* See step 2 below:

After the SharePoint site is published outside the firewall, you must add the site to a zone that allows for cross-firewall access. A cross-firewall access zone is used to generate external PC and mobile URLs in mobile alert messages, and enables users to send an externally available URL when they click the E-mail a link or Alert Me button on the ribbon.

To configure a cross-firewall access zone  
You must be a member of the Farm Administrators group.  
Reference: Configure external access for mobile devices in SharePoint 2013

**QUESTION 60**

A company has a single Active Directory Domain Services (AD DS) forest that contains two domains named tailspintoys.com and wingtiptoy.com. The company has a SharePoint environment in the tailspintoys.com domain.

You need to ensure that SharePoint search services use SharePoint managed accounts.

Which three actions should you perform in sequence? (To answer, move the appropriate actions from the list of actions to the answer area and arrange them in the correct order.)

**Select and Place:**

	Answer Area
Configure the SharePoint Server Search service to use the Account1 account.	
Register Account1 as a SharePoint managed account.	
Create an account named Account1 in the tailspintoys.com domain.	
Create an account named Account1 in the wingtiptoy.com domain.	
Configure the SharePoint Foundation Search service to use the Account1 account.	

**Correct Answer:**

	Answer Area
	Create an account named Account1 in the tailspintoys.com domain.
	Register Account1 as a SharePoint managed account.
	Configure the SharePoint Server Search service to use the Account1 account.
Create an account named Account1 in the wingtiptoy.com domain.	
Configure the SharePoint Foundation Search service to use the Account1 account.	

**Section:** [none]

**Explanation**

**Explanation/Reference:**

Box 1: Create an account named Account1 in the tailspintoys.com domain.

Box 2: Register Account1 as a SharePoint managed account.

Box 3: Configure the SharePoint Server Search service to use the Account1 account.

Note:

\* Make the account in the SharePoint domain.

\* Step 1: Create accounts that are required for a SharePoint Search service application



To register a managed account

Step 2: Configure the SharePoint Search service

Reference: Create and configure a Search service application in SharePoint Server 2013

#### QUESTION 61

The application log in the Windows Event Viewer shows object caching errors. You resolve the errors by modifying a web application in the farm.

After you resolve the errors, users are unable to access sites in the web application.

You need to restore user access to the sites.

On the Manage Web Applications page, which option should you configure? (To answer, select the appropriate option in the answer area.)

**Hot Area:**



**Correct Answer:**



**Section: [none]**

**Explanation**

**Explanation/Reference:**



Note:

Add users to a permission policy

You might want to add users to a permission policy to ensure that all users are accessing content with the same set of permissions.

Reference: Manage permission policies for a web application in SharePoint 2013

### QUESTION 62

You are configuring permission levels for two user groups named Architects and Sales.

You have the following requirements for SharePoint site permissions:

Architects must be able to view website usage reports.

Sales must be able to edit documents online.

You need to configure the appropriate permission levels for each group.

Which permission levels should you assign? (To answer, drag the appropriate permission levels to the correct group or groups in the answer area. Each permission level may be used once, more than once, or not at all. You may need to drag the split bar between panes or scroll to view content.)

**Select and Place:**

Answer Area	
Apply Style Sheets	
Manage Lists	
Manage Web Site	
Use Client Integration Features	
View Web Analytics Data	

Correct Answer:

Answer Area	
Apply Style Sheets	
Manage Lists	
Manage Web Site	

Section: [none]  
Explanation

Explanation/Reference:

Group	Permission level
Managers	View Web Analytics Data
Editors	Use Client Integration Features

Note:

\* After the Web Analytics service application is configured, the View Web Analytics Data permission needs to be created for users that are not a site collection administrator or site owner. This is the minimum required permission needed to view Web Analytics reports.

\* Use Client Integration Features

Use features that start client applications. Without this permission, users must work on documents locally and then upload their changes.

Reference: Create and configure the View Web Analytics Data permission

### QUESTION 63

A company has an Active Directory Domain Services (AD DS) domain and a SharePoint environment. The SharePoint environment includes a team site for each department. All domain users have Read permissions on the root site. Currently only Human Resources department members have access to the Human Resources team site.

You have the following requirements for the Human Resources site:

- Employees who are not members of the Human Resources department can view only content that is not marked as sensitive.
- Human Resources department members can view all content.

You need to configure permissions for the Human Resources site.

Which three actions should you perform in sequence? (To answer, move the appropriate actions from the list of actions to the answer area and arrange them in the correct order.)

**Select and Place:**

	Answer Area
Assign the Limited Access permission level on the sensitive content to all users who are not members of the Human Resources department.	
Configure the sensitive content in the Human Resources site to break inheritance from the parent site.	
Assign the Limited Access permission level on the Human Resources site to users who are not members of the Human Resources department.	
Configure the Human Resources site to inherit permissions from the root site.	
Remove the Read permission level on the sensitive content from users who are not members of the Human Resources department.	

**Correct Answer:**

	Answer Area
Assign the Limited Access permission level on the sensitive content to all users who are not members of the Human Resources department.	Configure the Human Resources site to inherit permissions from the root site.
	Configure the sensitive content in the Human Resources site to break inheritance from the parent site.
Assign the Limited Access permission level on the Human Resources site to users who are not members of the Human Resources department.	Remove the Read permission level on the sensitive content from users who are not members of the Human Resources department.

**Section:** [none]

**Explanation**

**Explanation/Reference:**

Note:

\* Incorrect: "The Limited Access permission level is designed to be combined with fine-grained permissions to give users access to a specific list, document library, item, or document, without giving them access to the entire site. However, to access a list or library, for example, a user must have permission to open the parent Web site and read shared data such as the theme and navigation bars of the Web site. The Limited Access permission level cannot be customized or deleted"

"Limited Access" allows no direct access to site content at all, but is intended to allow users to

traverse the site in order to access the items within it that they have explicit permissions to see.  
Reference: Permission levels and permissions

#### QUESTION 64

You are managing a SharePoint farm that contains the following four sites:

- Site1 and Site2 are in the root site collection and contain publicly accessible content.
- Site3 is a subsite of Site1, and contains confidential content.
- - Site4 is a subsite of Site2, and contains confidential content.

All SharePoint sites within the farm must use the principle of least privilege.

You need to plan the site authorization settings.

What should you do? (To answer, drag the appropriate terms to the correct site or sites in the answer area. Each term may be used once, more than once, or not at all. You may need to drag the split bar between panes or scroll to view content.)

**Select and Place:**

Answer Area	
Site	Permissions
Site1	
Site2	
Site3	
Site4	

**Correct Answer:**

Answer Area	
Contribute	
Design	
Full Control	
Full Read	
Inherited	
Unique	

Site	Permissions
Site1	Inherited
Site2	Inherited
Site3	Unique
Site4	Unique

Section: [none]

Explanation

Explanation/Reference:

Site	Permissions
Site1	Inherited
Site2	Inherited
Site3	Unique
Site4	Unique

Note:

\* Site1 and Site2 are in the root domain. They both inherit permission from the root domain.

\* Site3 and Site4 should not inherit permissions from Site1 and Site2 respectively. They should have unique permissions



**QUESTION 65**

You are managing a SharePoint document library app named App1.

You need to stop inheritance for App1.

On which page should you modify this setting? (To answer, select the appropriate page link in the answer area.)

**Hot Area:**

# App1 ▸ Settings

## List Information

**Name:** App1  
**Web Address:** <http://server/my/personal/administrator/App1/Forms/AllItems>  
**Description:**

### General Settings

- ☐ List name, description and navigation
- ☐ Versioning settings
- ☐ Advanced settings
- ☐ Validation settings
- ☐ Column default value settings
- ☐ Rating settings
- ☐ Audience targeting settings
- ☐ Form settings

### Permissions and Management

- ☐ Delete this document library
- ☐ Save document library as template
- ☐ Permissions for this document library
- ☐ Manage files which have no checked in version
- ☐ Enterprise Metadata and Keywords Settings

Correct Answer:

# App1 ▸ Settings

## List Information

**Name:** App1  
**Web Address:** <http://server/my/personal/administrator/App1/Forms/AllItems>  
**Description:**

### General Settings

- ▣ List name, description and navigation
- ▣ Versioning settings
- ▣ Advanced settings
- ▣ Validation settings
- ▣ Column default value settings
- ▣ Rating settings
- ▣ Audience targeting settings
- ▣ Form settings

### Permissions and Management

- ▣ Delete this document library
- ▣ Save document library as template
- ▣ Permissions for this document library
- ▣ Manage files which have no checked in version
- ▣ Enterprise Metadata and Keywords Settings

Section: [none]

## Explanation

Explanation/Reference:

# App1 ▸ Settings

## List Information

**Name:** App1  
**Web Address:** <http://server/my/personal/administrator/App1/Forms/AllItems>  
**Description:**

## General Settings

- ▣ List name, description and navigation
- ▣ Versioning settings
- ▣ Advanced settings
- ▣ Validation settings
- ▣ Column default value settings
- ▣ Rating settings
- ▣ Audience targeting settings
- ▣ Form settings

## Permissions and Management

- ▣ Delete this document library
- ▣ Save document library as template
- ▣ Permissions for this document library
- ▣ Manage files which have no checked in version
- ▣ Enterprise Metadata and Keywords Settings

## Note:

See step 3 and 4 below.

If you stop inheritance and create unique permissions for the list or library, you can then add users or SharePoint groups directly to the list or library.

1. Open the list or library to which you want to add users or SharePoint groups.
2. On the Settings menu, click Document Library Settings or List Settings.

3. On the Customize page, in the Permissions and Management column, click Permissions for this document library or Permissions for this list.

4. If your list or library is inheriting permissions, you must first stop inheriting permissions. To do this, on the Actions menu, click Edit Permissions, and then click OK to confirm that you want to create unique permissions.

5. On the New menu, click Add Users.

6. In the Add Users section, specify the users and SharePoint groups that you want to add to this list or library.

7. In the Give Permission section, either add the users to an existing SharePoint group or give them permission directly to the list or library and then select one or more of the check boxes to give these users the permissions that you want.

Reference: Customizing user access to a SharePoint list or library

#### **QUESTION 66**

You are managing a SharePoint farm. All users in the farm have access to a document library app.

You need to begin the process of enabling managed terms for the app.

Which option should you select? (To answer, select the appropriate option in the answer area.)

**Hot Area:**

# Documents ▸ Settings

## List Information

**Name:** Documents  
**Web Address:** <http://sp2013/Shared Documents/Forms/AllItems.aspx>  
**Description:**

## General Settings

- ▣ [List name, description and navigation](#)
- ▣ [Versioning settings](#)
- ▣ [Advanced settings](#)
- ▣ [Validation settings](#)
- ▣ [Column default value settings](#)
- ▣ [Rating settings](#)
- ▣ [Audience targeting settings](#)
- ▣ [Form settings](#)

## Permissions and Management

- ▣ [Delete this document library](#)
- ▣ [Save document library as template](#)
- ▣ [Permissions for this document library](#)
- ▣ [Manage files which have no checked in version](#)
- ▣ [Workflow Settings](#)
- ▣ [Information management policy settings](#)
- ▣ [Enterprise Metadata and Keywords Settings](#)
- ▣ [Generate file plan report](#)

Correct Answer:



# Documents ▸ Settings

## List Information

**Name:** Documents  
**Web Address:** <http://sp2013/Shared Documents/Forms/AllItems.aspx>  
**Description:**

## General Settings

- ▣ [List name, description and navigation](#)
- ▣ [Versioning settings](#)
- ▣ [Advanced settings](#)
- ▣ [Validation settings](#)
- ▣ [Column default value settings](#)
- ▣ [Rating settings](#)
- ▣ [Audience targeting settings](#)
- ▣ [Form settings](#)

## Permissions and Management

- ▣ [Delete this document library](#)
- ▣ [Save document library as template](#)
- ▣ [Permissions for this document library](#)
- ▣ [Manage files which have no checked in version](#)
- ▣ [Workflow Settings](#)
- ▣ [Information management policy settings](#)
- ▣ [Enterprise Metadata and Keywords Settings](#)
- ▣ [Generate file plan report](#)

Section: [none]  
Explanation

Explanation/Reference:

# Documents ▸ Settings

## List Information

**Name:** Documents  
**Web Address:** <http://sp2013/Shared Documents/Forms/AllItems.aspx>  
**Description:**

## General Settings

- ▣ List name, description and navigation
- ▣ Versioning settings
- ▣ Advanced settings
- ▣ Validation settings
- ▣ Column default value settings
- ▣ Rating settings
- ▣ Audience targeting settings
- ▣ Form settings

## Permissions and Management

- ▣ Delete this document library
- ▣ Save document library as template
- ▣ Permissions for this document library
- ▣ Manage files which have no checked in version
- ▣ Workflow Settings
- ▣ Information management policy settings
- ▣ Enterprise Metadata and Keywords Settings
- ▣ Generate file plan report

Note: Consistent use of metadata The managed metadata features in SharePoint products enable you to control how users add metadata to content. For example, by using term sets and managed terms, you can control which terms users can add to content, and you can control who can add new terms. You can also limit enterprise keywords to a specific list by configuring the Keywords term set as closed.

When the same terms are used consistently across sites, it is easier to build robust processes or solutions that rely on metadata. Additionally, it is easier for site users to apply metadata consistently to their content.



**QUESTION 67**

You are managing a SharePoint site collection that contains a site for each department.

Users in the Accounting department have the following requirements for the department

SharePoint site:

- All group members must be able to create document workspaces, approve site content, and add group members.
- Group membership must be visible only to group members.
- Other users must not be able to request group membership.

You need to meet the requirements of the Accounting department.

Which three actions should you perform in sequence? (To answer, move the appropriate actions from the list of actions to the answer area and arrange them in the correct order.)

**Select and Place:**

	Answer Area
In the group settings, set the option for viewing membership to <b>Everyone</b> .	
In the group settings, set the option for editing membership to <b>Group Members</b> .	
Create a group named Accountants. Assign the Manage Permissions permission level to the Accountants group.	
Create a permission level named Manage Permissions that has the Manage Web Site permission.	
Create a permission level named Create Permissions that has the Create Subsites permission.	
Create a group named Accountants. Assign the Create Permissions permission level to the Accountants group.	

**Correct Answer:**

	Answer Area
In the group settings, set the option for viewing membership to <b>Everyone</b> .	Create a permission level named Manage Permissions that has the Manage Web Site permission.
Create a group named Accountants. Assign the Manage Permissions permission level to the Accountants group.	Create a group named Accountants. Assign the Create Permissions permission level to the Accountants group.
Create a permission level named Create Permissions that has the Create Subsites permission.	In the group settings, set the option for editing membership to <b>Group Members</b> .

Section: [none]

Explanation

Explanation/Reference:

Note:

\* Manage, but not create subsites.

\* Editing group membership, only available for existing members.

#### QUESTION 68

You are managing a SharePoint website.

You need to add a search service component to the search topology.

Which three actions should you perform in sequence? (To answer, move the appropriate actions from the list of actions to the answer area and arrange them in the correct order.)

Select and Place:

	Answer Area
Clone the search topology.	
Run the <b>New-SPEnterpriseSearchServiceApplication</b> Windows PowerShell cmdlet.	
Modify the active search topology.	
Promote the clone topology to active.	
Run the <b>New-SPEnterpriseSearchIndexComponent</b> Windows PowerShell cmdlet.	
Restart the SharePoint Search Application service.	

Correct Answer:

	Answer Area
	Clone the search topology.
	Run the <b>New-SPEnterpriseSearchServiceApplication</b> Windows PowerShell cmdlet.
Modify the active search topology.	Promote the clone topology to active.
Run the <b>New-SPEnterpriseSearchIndexComponent</b> Windows PowerShell cmdlet.	
Restart the SharePoint Search Application service.	

**Section:** [none]

**Explanation**

**Explanation/Reference:**

Note:

\* To make any changes to the search topology in a search installation that has items in the search index, you first have to create a new topology object. You modify this new topology object, a clone of the active topology, by adding or removing search components. After you have made the changes to the clone topology object, you make the clone the active topology.

\* SharePoint 2013 uses the web-based interface to show the current status of the topology. You change the topology by using Windows PowerShell.

\* The New-SPEnterpriseSearchServiceApplication adds a search service application to a farm. This cmdlet is used when the search functionality is first configured or when a new shared search application is added to a farm. SPEnterpriseSearchServiceApplication represents a self-contained

aggregation of indexed content and properties available for search, and provides an anchor class for setting global search properties. A farm can include multiple search service applications.  
Reference: Manage search components in SharePoint Server 2013

#### QUESTION 69

A SharePoint group named Accounting contains 50 user accounts.  
Group members plan to store documents in a SharePoint app.  
You need to ensure that only Accounting group members can store or view documents in the app.  
You must achieve this goal without affecting existing apps or permissions, and by using the least amount of administrative effort.  
Which three actions should you perform in sequence? (To answer, move the appropriate actions from the list of actions to the answer area and arrange them in the correct order.)

**Select and Place:**

Answer Area

- Create a document library app.
- Grant app permissions to the Accounting group.
- Configure the app to stop inheriting permissions.
- Grant app permissions to the user accounts.
- Modify the permissions of the parent site.

**Correct Answer:**

Answer Area

Create a document library app.

Configure the app to stop inheriting permissions.

Grant app permissions to the Accounting group.

Grant app permissions to the user accounts.

Modify the permissions of the parent site.

**Section:** [none]

**Explanation**

**Explanation/Reference:**

Box 1: Create a document library app

Box 2: Configure the app to stop inheriting permissions.

Box 3: Grant app permissions to the Accounting group.

#### **QUESTION 70**

You are managing a SharePoint farm. A user account named Admin1 is a member of the Farm Administrators group.

A domain user account named Admin2 will manage a third-party SharePoint app, named App1, and the App Catalog in which it will reside.

You need to make App1 available to users.

Which three actions should you perform in sequence? (To answer, move the appropriate actions from the list of actions to the answer area and arrange them in the correct order.)

**Select and Place:**

	Answer Area
Create a new App Catalog by using the Admin1 account.	
Create a new App Catalog by using the Admin2 account.	
Modify the default App Catalog.	
Add the Admin2 account to the Site Collection Administrators group.	
Upload App1 to Apps for Office by using the Admin2 account.	
Add the Admin1 account to the Site Collection Administrators group.	
Upload App1 to Apps for SharePoint by using the Admin2 account.	

**Correct Answer:**



	Answer Area
	Create a new App Catalog by using the Admin1 account.
Create a new App Catalog by using the Admin2 account.	Add the Admin2 account to the Site Collection Administrators group.
Modify the default App Catalog.	Upload App1 to Apps for SharePoint by using the Admin2 account.
Upload App1 to Apps for Office by using the Admin2 account.	
Add the Admin1 account to the Site Collection Administrators group.	

**Section:** [none]

**Explanation**

**Explanation/Reference:**

Box 1: Create a new App Catalog by using the Admin1 account.

Box 2: Add the Admin2 account to the Site Collection Administrators group

Box 3: Upload App1 to Apps for SharePoint by using the Admin2 account.

Note:

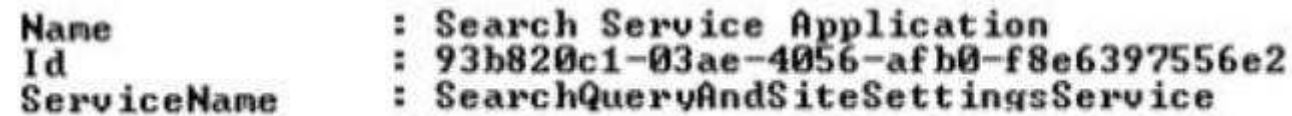
\* SharePoint 2013 introduces a Cloud App Model that enables you to create apps. Apps for SharePoint are self-contained pieces of functionality that extend the capabilities of a SharePoint website.

\* Incorrect: The apps for Office platform lets you create engaging new consumer and enterprise experiences running within supported Office 2013 applications

#### QUESTION 71

search application crawl schedule for a specific farm.

You plan to configure the crawl schedule at set intervals of 15 minutes on a continuous basis. The relevant information for the farm is shown in the following graphic.



```
Name : Search Service Application
Id : 93b820c1-03ae-4056-afb0-f8e6397556e2
ServiceName : SearchQueryAndSiteSettingsService
```

You need to ensure that search results are fresh and up-to-date for all SharePoint sites in the environment.

Which Windows PowerShell cmdlets should you run? (To answer, drag the appropriate cmdlets to the correct variable or variables in the answer area. Each cmdlet may be used once, more than once, or not at all. You may need to drag the split bar between panes or scroll to view content.)

**Select and Place:**

**Get-SPEnterpriseSearchCrawlContentSource -  
SearchApplication \$corpsearchapp**

**Get-SPEnterpriseSearchServiceApplication "Search Service  
Application"**

**Set-SPEnterpriseSearchCrawlContentSource -  
EnableContinuousCrawls 1**

**Set-SPEnterpriseSearchCrawlContentSource -ScheduleType  
Full Daily CrawlSchedule -CrawlScheduleRunEveryInterval 30**

**Set-SPEnterpriseSearchCrawlContentSource -ScheduleType  
Incremental -  
DailyCrawlScheduleCrawlScheduleRepeatInterval 15 -  
CrawlScheduleRepeatDuration 1440**

Answer Area

Variable	Windows PowerShell cmdlet
\$corpsearchapp =	
\$contentsource =	

**Correct Answer:**

### Set-SPEnterpriseSearchCrawlContentSource - EnableContinuousCrawls 1

```
Set-SPEnterpriseSearchCrawlContentSource -ScheduleType  
Full Daily CrawlSchedule -CrawlScheduleRunEveryInterval 30
```

Answer Area

Variable	Windows PowerShell cmdlet
\$corpsearchapp =	<b>Get-SPEnterpriseSearchServiceApplication "Search Service Application"</b>
\$contentsource =	<b>Get-SPEnterpriseSearchCrawlContentSource - SearchApplication \$corpsearchapp</b>

**Section: [none]**

**Explanation**

**Explanation/Reference:**

Note:

\* Get-SPEnterpriseSearchServiceApplication

Returns the search service application for a farm.

-----EXAMPLE-----

\$ssa = Get-SPEnterpriseSearchServiceApplication -Identity MySSA

This example obtains a reference to a search service application named MySSA.

Example2:

-----EXAMPLE-----

\$searchapp = Get-SPEnterpriseSearchServiceApplication "SearchApp1" \$contentsource = Get-

SPEnterpriseSearchCrawlContentSource -SearchApplication \$searchapp -Identity "Local

SharePoint Sites" \$contentsource.StartFullCrawl()

This example retrieves the default content source for the search service application, SearchApp1, and starts a full crawl on the content source.

## **QUESTION 72**

You are managing a SharePoint search topology.

An external identity management system handles all user authentication.

SharePoint is not indexing some subdirectories of a public SharePoint site.

You need to ensure that SharePoint indexes the specific subdirectories.

Which three actions should you perform in sequence? (To answer, move the appropriate actions from the list of actions to the answer area and arrange them in the correct order.)

**Select and Place:**

	Answer Area
Include all items in the path.	
Exclude all items in the path.	
Configure the settings to crawl SharePoint content as HTTP pages.	
Configure the settings to crawl complex URLs.	
Use the default content access account.	
Create a crawl rule that includes the subdirectory path.	
Specify a content access account.	
Specify form credentials.	

**Correct Answer:**

	Answer Area
	Create a crawl rule that includes the subdirectory path.
Exclude all items in the path.	Include all items in the path.
Configure the settings to crawl SharePoint content as HTTP pages.	Specify a content access account.
Configure the settings to crawl complex URLs.	
Use the default content access account.	
Specify form credentials.	

**Section:** [none]

**Explanation**

**Explanation/Reference:**

1. Create crawl rule that includes subdirectory path.2. include all items in the path3. Specify a content access account

#### **QUESTION 73**

A three-tiered SharePoint farm contains two front-end web servers, one application server, and



one enterprise database server. The database server is also used by other critical line-of-business applications. You do not have administrative rights on the database server.

The SharePoint content databases are fragmented and are degrading the performance of other databases.

You need to access the correct tools for performing maintenance on the SharePoint content databases.

Which option should you choose? (To answer, select the appropriate option in the answer area.)

**Hot Area:**

## Monitoring



### Health Analyzer

Review problems and solutions | Review rule definitions



### Timer Jobs

Review job definitions | Check job status



### Reporting

View administrative reports | Configure diagnostic logging  
Configure usage and health data collection | View health reports

**Correct Answer:**

# Monitoring



## Health Analyzer

Review problems and solutions

Review rule definitions



## Timer Jobs

Review job definitions

Check job status



## Reporting

View administrative reports

Configure diagnostic logging

Configure usage and health data collection

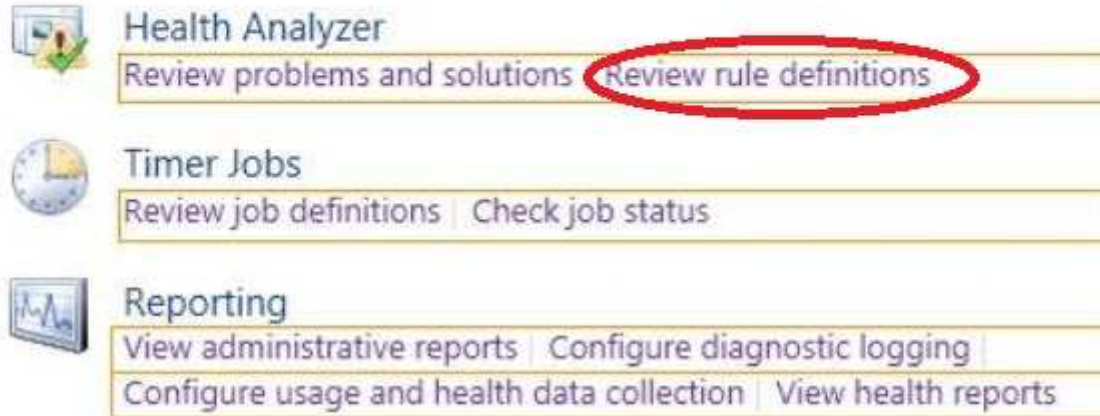
View health reports

Section: [none]

Explanation

Explanation/Reference:

# Monitoring



**Note:**

Resolution: Enable and run the crawl database defragmentation health rule

The rule iterates over all crawl databases in all Search service applications. When it runs, it attempts to perform an online defragmentation first, and then it switches to offline defragmentation where required. In online defragmentation, only the SQL Server leaf pages are defragmented, not the SQL Server locked pages. In offline defragmentation, the locked pages and all the leaf pages are defragmented.

Reference: Search - One or more crawl databases may have fragmented indices (SharePoint 2013)

**QUESTION 74**

You are managing a SharePoint farm,

You need to log Microsoft SQL Server 2012 events that occur in the farm.

In Centra1 Administration, which monitoring setting should you configure? (To answer, select the appropriate setting in the answer area.)

**Hot Area:**

# Monitoring



## Health Analyzer

Review problems and solutions

Review rule definitions



## Timer Jobs

Review job definitions

Check job status



## Reporting

View administrative reports

Configure diagnostic logging

Configure usage and health data collection

View health reports

Correct Answer:

# Monitoring



## Health Analyzer

Review problems and solutions

Review rule definitions



## Timer Jobs

Review job definitions

Check job status



## Reporting

View administrative reports

Configure diagnostic logging

Configure usage and health data collection

View health reports

Section: [none]

Explanation

Explanation/Reference:

# Monitoring



Note:

\* SharePoint 2013 writes usage and health data to the logging folder and to the logging database. You can use the SharePoint Central Administration website to configure health data collection settings.

\* See step 3 (and 9 – note the reference to SQL authentication).

Configure usage and health data collection by using Central Administration

The usage and health data settings are farm-wide and cannot be set for individual servers in the farm.

To configure usage and health data collection by using Central Administration:

The user account that performs this procedure has to be a member of the Farm Administrators group.

These settings are applied to all events.

## QUESTION 75

You are the administrator of a SharePoint farm that is using a Distributed Cache service cluster.

You add memory to a server named CACHE1 in the Distributed Cache service cluster.

You need to increase the memory allocation of the Distributed Cache service on CACHE1 and avoid loss of cached data on the server.

Which three actions should you perform in sequence? (To answer, move the appropriate actions from the list of actions to the answer area and arrange them in the correct order.)

**Select and Place:**

	Answer Area
In the Services snap-in, start the AppFabric Caching service.	
Run the <b>Set-CacheHostConfig</b> Windows PowerShell cmdlet.	
Run the <b>Stop-SPDistributedCacheServiceInstance -Graceful</b> Windows PowerShell cmdlet.	
In Central Administration, stop the Distributed Cache service on CACHE1.	
In Central Administration, start the Distributed Cache service on CACHE1.	
In Central Administration, set the Distributed Cache service size for CACHE1.	
In the Services snap-in, stop the AppFabric Caching service.	

**Correct Answer:**

	Answer Area
In the Services snap-in, start the AppFabric Caching service.	Run the <b>Stop-SPDistributedCacheServiceInstance - Graceful</b> Windows PowerShell cmdlet.
	Run the <b>Set-CacheHostConfig</b> Windows PowerShell cmdlet.
	In Central Administration, set the Distributed Cache service size for CACHE1.
In Central Administration, stop the Distributed Cache service on CACHE1.	
In Central Administration, start the Distributed Cache service on CACHE1.	
In the Services snap-in, stop the AppFabric Caching service.	

**Section:** [none]

**Explanation**

**Explanation/Reference:**

Box 1: Run the Stop-SpDistributedCacheServiceInstance-Graceful Windows PowerShell



command.

Box 2: Run the Set-CacheHostConfig Windows PowerShell cmdlet.

Box 3: In Central Administration, start the Distributed Cache service on CACHE1.

Note:

- \* stop-SpDistributedCacheServiceInstance-Graceful

Stops an instance of the distributed cache service on a local server.

Use the Stop-SPDistributedCacheServiceInstance cmdlet to stop an instance of the distributed cache service on a local server.

Execution of this cmdlet moves cached items to another server to preserve them. If you stop the distributed service before you stop each instance, cached items are lost. To prevent cached items from being lost, use the Graceful parameter.

- \* Set-CacheHostConfig

Updates the configuration settings for a Cache host to the specified values

- \* Change the memory allocation of the Distributed Cache

Use this procedure to reconfigure the memory allocation of the cache size of the Distributed Cache service.

Where:

Reference: Stop-SPDistributedCacheServiceInstance

Reference: Manage the Distributed Cache service in SharePoint Server 2013

## QUESTION 76

A company has a SharePoint site located at <http://contoso.com>.

You are creating a managed path named training.

You need to ensure that several site collections can be created under the managed path.

On the Define Managed Paths page, how should you configure the managed path? (To answer, select the appropriate settings from the drop-down lists in the answer area.)

### Add a New Path

Specify the path within the URL namespace to include. You can include an exact path, or all paths subordinate to the specified path.

Use the **Check URL** link to ensure that the path you include is not already in use for existing sites or folders, which will open a new browser window with that URL.

Path:

[Check URL](#)

Note: To indicate the root path for this web application, type a slash (/).

Type:

Add Path

Hot Area:

### Add a New Path

Specify the path within the URL namespace to include.

Path:

[Check URL](#)

training  
contoso.com/training  
training.contoso.com

You can include an exact path, or all paths subordinate to the specified path.

Note: To indicate the root path for this web application, type a slash (/).

Use the **Check URL** link to ensure that the path you

Type:

Explicit inclusion  
Implicit inclusion  
Wildcard inclusion

include is not already in use for existing sites or folders, which will open a new browser window with that URL.

Add Path

Correct Answer:

### Add a New Path

Specify the path within the URL namespace to include.

Path:

  
training  
contoso.com/training  
training.contoso.com

[Check URL](#)

You can include an exact path, or all paths subordinate to the specified path.

Note: To indicate the root path for this web application, type a slash (/).

Use the **Check URL** link to ensure that the path you

Type:

  
Explicit inclusion  
Implicit inclusion  
Wildcard inclusion

include is not already in use for existing sites or folders, which will open a new browser window with that URL.

Add Path

Section: [none]  
Explanation

Explanation/Reference:

### Add a New Path

Specify the path within the URL namespace to include.

Path:

[Check URL](#)

training  
contoso.com/training  
training.contoso.com

You can include an exact path, or all paths subordinate to the specified path.

Note: To indicate the root path for this web application, type a slash (/).

Use the **Check URL** link to ensure that the path you

Type:

Explicit inclusion  
Implicit inclusion  
Wildcard inclusion

include is not already in use for existing sites or folders, which will open a new browser window with that URL.

Add Path

Note:

- \* The path is named training

- \* The Wildcard inclusion type includes all paths that are subordinate to the specified path. The Explicit inclusion type includes only the site that is indicated by the specified path. Sites subordinate to the specified path are not included.

Reference: Define managed paths for a web application by using Central Administration

### QUESTION 77

A company has a SharePoint farm. The environment contains a server-based virus scanner.

You need to configure the SharePoint farm to clean infected documents when users save changes to documents on the server.

How should you configure the antivirus settings? (To answer, select the appropriate check boxes in the answer area.)

Hot Area:

### Antivirus Settings

Specify when you want documents stored in document libraries and lists to be virus scanned, and whether you want your virus scanner to attempt to clean infected documents.

- ☐ Scan documents on upload
- ☐ Scan documents on download
- ☐ Allow users to download infected documents
- ☐ Attempt to clean infected documents

Correct Answer:

### Antivirus Settings

Specify when you want documents stored in document libraries and lists to be virus scanned, and whether you want your virus scanner to attempt to clean infected documents.

- ☒ Scan documents on upload
- ☐ Scan documents on download
- ☐ Allow users to download infected documents
- ☒ Attempt to clean infected documents

Section: [none]  
Explanation

## Explanation/Reference:

### Antivirus Settings

Specify when you want documents stored in document libraries and lists to be virus scanned, and whether you want your virus scanner to attempt to clean infected documents.

- ☒ Scan documents on upload
- ☐ Scan documents on download
- ☐ Allow users to download infected documents
- ☒ Attempt to clean infected documents

#### Note:

\* Scan documents on upload—Scans documents being uploaded to SharePoint Portal Server. It is enabled by default.

\* Scan documents on download—Scans documents being downloaded from SharePoint Portal Server. It is enabled by default.

\* Allow users to download infected documents—Allows users to download infected documents. If left cleared, all infected documents are blocked. It is disabled by default.

\* Attempt to clean infected documents—Allows FSSP to clean infected documents, if possible. If FSSP is unable to clean an infected file, it will be reported as infected and SharePoint Portal Server will block the file. If the infected file is nested, FSSP will remove the infected nested file (if it cannot be cleaned). If this option is cleared, Forefront Security for SharePoint will mark detected files as infected and SharePoint Portal Server will block them. It is enabled by default.

Reference: SharePoint Realtime Scan Job

## QUESTION 78

Contoso has a SharePoint environment that contains two servers named SP1 and SP2.

- The public website must automatically balance the load between SP1 and SP2.
- Internet users must be able to access the site through a Microsoft Forefront Unified Access Gateway with an off-box SSL termination.
- Internal auditors must be able to access SP2 through port 8080.

You need to configure alternate access mappings.

How should you configure the alternate access mappings? (To answer, drag the appropriate URLs to the correct target or targets in the answer area. Each URL may be used once, more than once, or not at all. You may need to drag the split bar between panes or scroll to view content.)

## Select and Place:



Answer Area			
Internal URL	Zone	External URL	
http://www.contoso.com	Default		
https://www.contoso.com			
http://sp2.contoso.com:8080			
http://sharepoint.contoso.com	Internet		
	Custom		

Correct Answer:

Answer Area			
Internal URL	Zone	External URL	
http://www.contoso.com	Default	http://sharepoint.contoso.com	
https://www.contoso.com		https://www.contoso.com	
http://sp2.contoso.com:8080		http://sp2.contoso.com:8080	
http://sharepoint.contoso.com	Internet	http://sharepoint.contoso.com	
	Custom	http://sp2.contoso.com:8080	

Section: [none]

Explanation

Explanation/Reference:

Note:

\* Off-box termination of SSL is when a proxy server terminates an SSL request and then forwards the request to a Web server by using HTTP. In this case, alternate access mappings can be configured to return these requests using SSL, thus maintaining secure communication between the client and the proxy server.

\* Example:



Web Application: **http://sharepoint/**

☐ Use an existing IIS web site

Default Web Site

☒ Create a new IIS web site

Description: Contoso Internet Site

Port: 80 **Internal Port Number**

Host Header: sharepoint.dmz.contoso.com **Internal Hostname**

Path: D:\Inetpub\wwwroot\wss\VirtualDirect

Authentication provider:

☐ Negotiate (Kerberos)

☒ NTLM

Allow Anonymous:

☐ Yes

☒ No

Use Secure Sockets Layer (SSL):

☐ Yes **Internal Protocol**

☒ No

URL: https://www.contoso.com **Public URL**

Zone: Internet

#### QUESTION 79

You are managing multiple SharePoint sites. All users can access the home page on the root SharePoint site.

When users try to access a subsite, they receive an error message stating that the site has not

been shared with them.  
You need to allow users to request access to the subsite.  
Which site setting should you configure? (To answer, select the appropriate site setting in the answer area.)

**Hot Area:**

## Site Settings

Users and Permissions

People and groups
Site permissions
Site collection administrators
Site app permissions

**Correct Answer:**

## Site Settings

Users and Permissions

People and groups
Site permissions
Site collection administrators
Site app permissions

**Section:** [none]  
**Explanation**

Explanation/Reference:

# Site Settings



## QUESTION 80

A company's SharePoint environment contains a single web application with a root site collection that hosts the company intranet site.

The company plans to allow project managers to create project-specific sites and assign permissions for those sites to project team members.

The project sites will contain large files.

You have the following requirements:

- Create a separate area of the intranet site for the purpose of containing project sites.
- Assign a distinct URL to the project site area.
- Ensure that project managers can create project sites and add users to project sites.
- Ensure that project site data is stored separately from other intranet site content.

You need to create and configure the project site area.

Which three actions should you perform in sequence? (To answer, move the appropriate actions from the list of actions to the answer area and arrange them in the correct order.)

**Select and Place:**

	Answer Area
In the root site for the intranet, enable the setting to use additional content databases.	
In a content database separate from that of the intranet site, create a site collection under the managed path.	
In the root site for the site collection, grant project managers permission to create sites and add users to the sites.	
Create a site at the root of the intranet site.	
In Central Administration, create a managed path for the web application.	

**Correct Answer:**

	Answer Area
In the root site for the intranet, enable the setting to use additional content databases.	In Central Administration, create a managed path for the web application.
	In a content database separate from that of the intranet site, create a site collection under the managed path.
	In the root site for the site collection, grant project managers permission to create sites and add users to the sites.
Create a site at the root of the intranet site.	

**Section: [none]**

**Explanation**

**Explanation/Reference:**

\* Create managed path for the web application\* In a content database separate from that of the intranet site create a site collection\* In the root site for the site collection, grant permissions

Reference: Define managed paths in SharePoint Server 2013

#### **QUESTION 81**

You are the administrator of a SharePoint farm. The search index for the farm contains approximately 10 million items.

Performance reports indicate that search queries have high latency times and content crawls are slow. You add a new SharePoint server to the farm.

You need to configure the new server to add a new index component to the search topology.

Which four actions should you perform in sequence? (To answer, move the appropriate actions from the list of actions to the answer area and arrange them in the correct order.)

**Select and Place:**

	Answer Area
Clone the topology.	
Start the search service instance.	
Activate the topology.	
Restart the search service instance.	
Add an index partition and an index replica.	
Add an index component and an index partition.	

**Correct Answer:**

Answer Area	
	Start the search service instance.
	Clone the topology.
	Add an index component and an index partition.
Restart the search service instance.	Activate the topology.
Add an index partition and an index replica.	

**Section: [none]**

**Explanation**

**Explanation/Reference:**

Box 1: Start the search service instance

Box 2: Clone the topology

Box 3: Add an index component and an index partition

Box 4: Activate the topology.

Note:

\* Manage search components in SharePoint Server 2013

Start a search service instance on a server

Retrieve the active search topology

Clone the active search topology

Add a search component

Remove a search component

Move a search component

Activate a search topology

\* To make any changes to the search topology in a search installation that has items in the search

index, you first have to create a new topology object. You modify this new topology object, a clone of the active topology, by adding or removing search components. After you have made the changes to the clone topology object, you make the clone the active topology.

\* (incorrect)

You add an index replica to the search topology to achieve fault tolerance for an existing index partition.

Reference: Manage search components in SharePoint Server 2013

Reference: Manage the index component in SharePoint Server 2013

## **QUESTION 82**

You are managing a SharePoint search topology.

You need to index custom entity extractor types (tokenized content) in unstructured documents.

Which three actions should you perform in sequence? (To answer, move the appropriate actions from the list of actions to the answer area and arrange them in the correct order.)

**Select and Place:**



	Answer Area
Create a comma-separated word extraction dictionary.	
Modify the search service to include the extraction dictionary.	
Import the file by running the <b>Set-SPEnterpriseSearchCrawlContentSource</b> Windows PowerShell cmdlet.	
Import the file by running the <b>Import-SPEnterpriseSearchCustomExtractionDictionary</b> Windows PowerShell cmdlet.	
Modify the search schema to include the extraction dictionary.	
Create a tab-separated word part extraction dictionary.	
Create a comma-separated word part extraction dictionary.	
Create a tab-separated word extraction dictionary.	

Correct Answer:

	Answer Area
	Create a comma-separated word extraction dictionary.
Modify the search service to include the extraction dictionary.	Import the file by running the <b>Import-SPEnterpriseSearchCustomExtractionDictionary</b> Windows PowerShell cmdlet.
Import the file by running the <b>Set-SPEnterpriseSearchCrawlContentSource</b> Windows PowerShell cmdlet.	Modify the search schema to include the extraction dictionary.
Create a tab-separated word part extraction dictionary.	
Create a comma-separated word part extraction dictionary.	
Create a tab-separated word extraction dictionary.	

Section: [none]

## Explanation

### Explanation/Reference:

Box 1: Create a comma-separated word extraction dictionary.

Box 2: Import the file by running the Import-SpEnterpriseSearchCustomExtractionDictionary Windows PowerShell cmdlet.

Box 3: Modify the search schema to include the extraction dictionary.

Note: custom entity extractor types

\* (box 1) To create a custom entity extraction dictionary

1. Determine which type of custom entity extraction dictionary you want to create: Word, Word Part, Word exact or Word Part exact.

2. Create a .csv file with the columns Key and Display Form.

\* Custom entity extractor / custom entity extractor dictionary

/ Word Extraction

Case-insensitive, dictionary entries matching tokenized content, maximum 5 dictionaries.

/ Word Part Extraction

Case-insensitive, dictionary entries matching un-tokenized content, maximum 5 dictionaries.

/ Word Exact Extraction

/ Word Part Exact Extraction

\* (box 2) To deploy the custom entity extraction dictionary, you must import it into SharePoint 2013.

To import a custom entity extraction dictionary

Import-SpEnterpriseSearchCustomExtractionDictionary –SearchApplication \$searchApp

–Filename <Path> –DictionaryName<Dictionary name>

\* Import-SpEnterpriseSearchCustomExtractionDictionary

Imports a custom entity extraction dictionary.

This cmdlet imports a custom entity extraction dictionary from a .csv file. In order to activate custom entity extraction you must also configure entity extraction in the search schema (box 3).

\* (box 3) Configure a managed property for custom entity extraction

To edit a managed property for custom entity extraction

Reference: Import-SpEnterpriseSearchCustomExtractionDictionary

Reference: Create and deploy custom entity extractors in SharePoint Server 2013

### QUESTION 83

A company has a SharePoint farm. The environment contains a server-based virus scanner.

You need to configure the SharePoint farm to clean infected documents when users open

documents or save documents to their computers.

How should you configure the antivirus settings? (To answer, select the appropriate check boxes in the answer area.)

### Hot Area:

### Antivirus Settings

Specify when you want documents stored in document libraries and lists to be virus scanned, and whether you want your virus scanner to attempt to clean infected documents.

☐ Scan documents on upload

☐ Scan documents on download

☐ Allow users to download infected documents

☐ Attempt to clean infected documents

**Correct Answer:**

### Antivirus Settings

Specify when you want documents stored in document libraries and lists to be virus scanned, and whether you want your virus scanner to attempt to clean infected documents.

☐ Scan documents on upload

☐ Scan documents on download

☐ Allow users to download infected documents

☐ Attempt to clean infected documents

**Section:** [none]

**Explanation**

**Explanation/Reference:**

### Antivirus Settings

Specify when you want documents stored in document libraries and lists to be virus scanned, and whether you want your virus scanner to attempt to clean infected documents.

☐ Scan documents on upload

☒ Scan documents on download

☐ Allow users to download infected documents

☒ Attempt to clean infected documents

### QUESTION 84

You install and deploy a SharePoint 2013 farm, and then use the database-attach method to upgrade from a SharePoint 2010 farm to the SharePoint 2013 farm.

You need to upgrade a SharePoint 2010 site collection to a SharePoint 2013 site collection.

Which three actions should you perform in sequence? (To answer, move the appropriate actions from the list of actions to the answer area and arrange them in the correct order.)

**Select and Place:**

	Answer Area
Run a site collection health check.	
Create an upgrade evaluation site.	
Perform a site collection upgrade.	
Change the self-service upgrade settings.	
Verify that the upgrade was successful and the site works as expected.	

**Correct Answer:**

Answer Area	
	Run a site collection health check.
Create an upgrade evaluation site.	Perform a site collection upgrade.
	Verify that the upgrade was successful and the site works as expected.
Change the self-service upgrade settings.	

**Section: [none]**

**Explanation**

**Explanation/Reference:**

Box 1: Run a site collection health check.

Box 2: Perform a site collection upgrade.

Box 3: Verify that the upgrade was successful and the site works as expected.

Note:

\* To upgrade a site collection, site collection administrators complete the following steps:

1. Run the site collection health checks to verify the site is ready to upgrade.
2. Create an upgrade evaluation site to preview the differences between versions. (Optional)
3. Upgrade the site collection.
4. Verify that upgrade was successful and the site works as expected.

\* After a server farm administrator has upgraded the databases, site collection administrators can upgrade individual site collections. When site collection administrators first browse to their sites after the database has been upgraded, a notification bar at the top of the site indicates that their sites can be upgraded. The choices are to Start now or Remind me later. Start now begins the site collection upgrade process.

Reference: Upgrade a site collection to SharePoint 2013

**QUESTION 85**

A company has a multi-tenant SharePoint environment that includes a web application named WebApp1. WebApp1 is not secure. The company plans to install SharePoint apps that allow all tenants access to custom applications. You need to ensure that WebApp1 can host the SharePoint apps over a secure URL. Which three actions should you perform in sequence? (To answer, move the appropriate actions from the list of actions to the answer area and arrange them in the correct order.)

**Select and Place:**

	Answer Area
Install the SSL certificate on the SharePoint servers.	
Configure IIS to bind the WebApp1 website to the SSL certificate.	
Configure the SSL certificate in Central Administration.	
Use claims-based authentication to secure user accounts.	
Create an SSL certificate.	
Configure IIS to use Kerberos authentication.	

**Correct Answer:**



	Answer Area
	Create an SSL certificate.
	Install the SSL certificate on the SharePoint servers.
Configure the SSL certificate in Central Administration.	Configure IIS to bind the WebApp1 website to the SSL certificate.
Use claims-based authentication to secure user accounts.	
Configure IIS to use Kerberos authentication.	

**Section:** [none]

**Explanation**

**Explanation/Reference:**

Box 1: Create an SSL certificate.

Box 2: Install the SSL certificate on the SharePoint servers.

Box 3: Configure IIS to bind the WebApp1 website to the SSL certificate.

Note:

Example:

Reference: Configure SSL for SharePoint 2013

#### **QUESTION 86**

You are troubleshooting services in a SharePoint environment.

The services have the following logging requirements:

- Business Connectivity Services must have only the minimum logging level.
- Word Automation Services must log all errors.
- The Search service logs must log all activity.

You need to apply the appropriate trace log diagnostic level for each service.

Which diagnostic level should you apply to each service? (To answer, drag the appropriate levels to the correct service or services in the answer area. Each level may be used once, more than once, or not at all. You may need to drag the split bar between panes or scroll to view content.)

**Select and Place:**

Answer Area	
Level	Service
	Business Connectivity Services
	Word Automation Services
	Search service

High  
 Medium  
 Monitorable  
 Unexpected  
 Verbose

**Correct Answer:**

Answer Area	
Level	Service
Unexpected	Business Connectivity Services
High	Word Automation Services
Verbose	Search service

Medium  
 Monitorable

**Section:** [none]  
**Explanation**

**Explanation/Reference:**

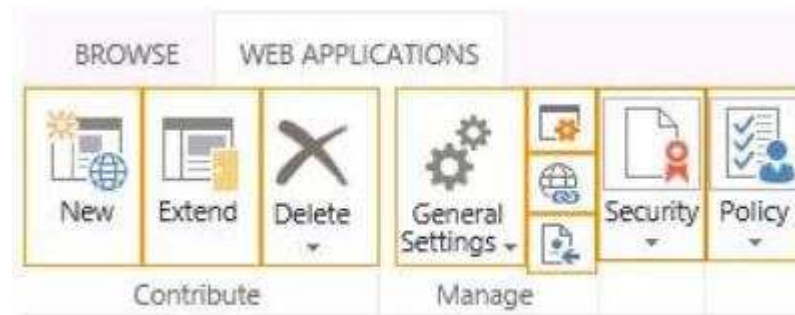
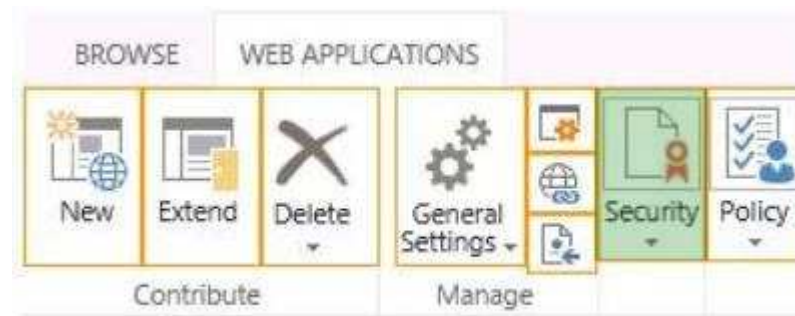
Level	Service
Unexpected	Business Connectivity Services
High	Word Automation Services
Verbose	Search service

**QUESTION 87**

You are managing a web application named App1.

You need to configure App1 to allow anonymous access.

Which web application settings should you configure? (To answer, select the appropriate element in the answer area.)

**Hot Area:****Correct Answer:**

Section: [none]

Explanation

Explanation/Reference:



#### QUESTION 88

You provision a Search service application and a User Profile service application for a SharePoint farm.

A company policy requires that an account other than the default content access account must be used for crawling content.

You need to configure permissions to crawl the profile store.

Which User Profile service application object should you configure? (To answer, select the appropriate object in the answer area.)

Hot Area:



Correct Answer:



**Section:** [none]

**Explanation**

**Explanation/Reference:**



**QUESTION 89**

You are troubleshooting a SharePoint app by using the Developer Dashboard.  
You need to view the events that have been logged for the selected request.  
Which tab should you select? (To answer, select the appropriate tab in the answer area.)

**Hot Area:**

Requests	Scenarios	Animation	MDS	
Request (GET:http://srv2013:80/Pages/default.aspx)				
Request (GET:http://srv2013:80/Style%20Library/en-US/Themable/Core%20Styles/pagelayouts)				
Request (GET:http://srv2013:80/Style%20Library/en-US/Themable/Core%20Styles/controls15.)				
Request (GET:http://srv2013:80/_layouts/15/devdash.aspx)				

Server Info	Scopes	SQL	SPRequests	Asserts	Service Calls	ULS	Cache Calls
-------------	--------	-----	------------	---------	---------------	-----	-------------

Correct Answer:

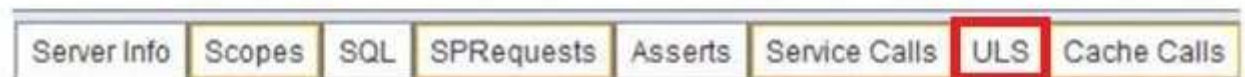
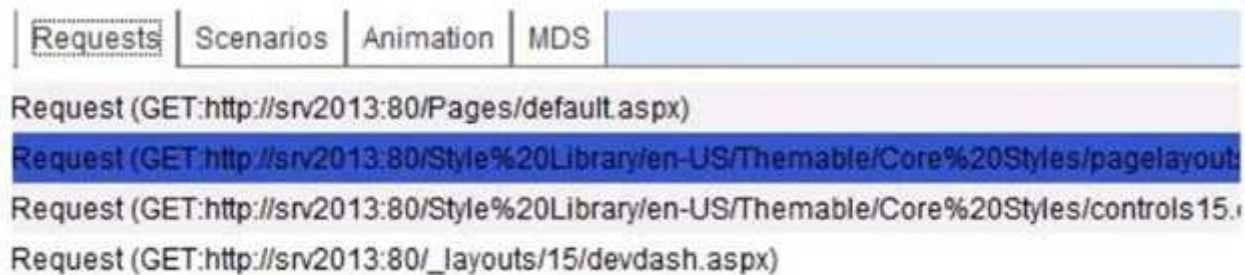
Requests	Scenarios	Animation	MDS	
Request (GET:http://srv2013:80/Pages/default.aspx)				
Request (GET:http://srv2013:80/Style%20Library/en-US/Themable/Core%20Styles/pagelayouts)				
Request (GET:http://srv2013:80/Style%20Library/en-US/Themable/Core%20Styles/controls15.)				
Request (GET:http://srv2013:80/_layouts/15/devdash.aspx)				

Server Info	Scopes	SQL	SPRequests	Asserts	Service Calls	ULS	Cache Calls
-------------	--------	-----	------------	---------	---------------	-----	-------------

Section: [none]

Explanation

Explanation/Reference:



#### QUESTION 90

A SharePoint environment contains a Microsoft SQL Server Reporting Services (SSRS) server. You need to begin configuring SharePoint to write SSRS events to the Unified Logging Service (ULS) trace log.

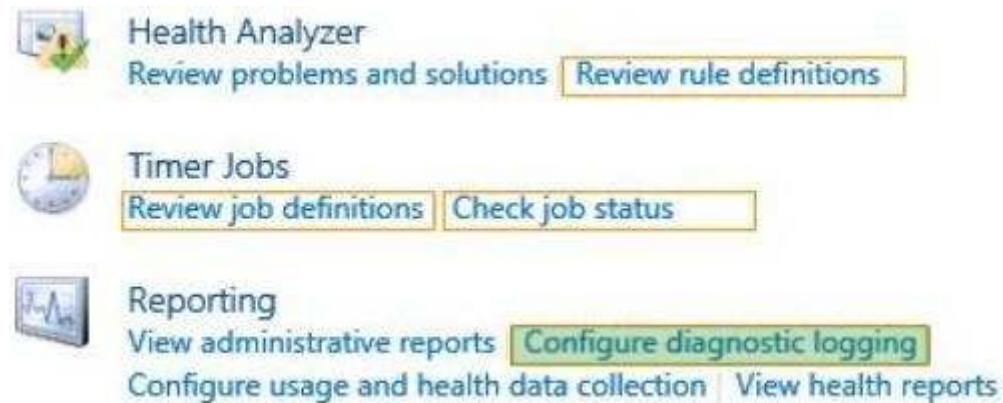
On the Monitoring page of Central Administration, which link should you select? (To answer, select the appropriate category in the answer area.)

**Hot Area:**





**Correct Answer:**



**Section:** [none]

**Explanation**

**Explanation/Reference:**

Configure Diagnostic Logging

**QUESTION 91**

A SharePoint environment was set up by using an automated installation script. Corporate policies prevent the use of wizards for installing and configuring server environments.

You plan to provide information from an external business system as metadata values within the environment. Users are not permitted to access this business system directly and the data cannot

be exported from the external business system into SharePoint.  
You need to ensure that users can access the metadata provided by the external system.  
Which service should you configure? (To answer, select the appropriate service in the answer area.)

**Hot Area:**

Machine Translation Service Application	Machine Translation Service Application
Managed Metadata Service Application	Managed Metadata Service Application
Search Administration Web Service for Search Service Application	
Search Service Application	
Search Service Application	
Secure Store Service Application	Secure Store Service Application
Security Token Service Application	
State Service	State Service

**Correct Answer:**

Machine Translation Service Application

Machine Translation Service Application

Managed Metadata Service Application

Managed Metadata Service Application

Search Administration Web Service for Search Service Application

Search Service Application

Search Service Application

Secure Store Service Application

Secure Store Service Application

Security Token Service Application

State Service

State Service

Section: [none]

Explanation

Explanation/Reference:

Machine Translation Service Application

Machine Translation Service Application

Managed Metadata Service Application

Managed Metadata Service Application

Search Administration Web Service for Search Service Application

Search Service Application

Search Service Application

Secure Store Service Application

Secure Store Service Application

Security Token Service Application

State Service

State Service

#### QUESTION 92

You are managing a SharePoint web application. The environment includes an Active Directory Domain Services (AD DS) domain.

SharePoint site users authenticate by using their domain credentials.

Members of an AD security group named Auditors require only the following permissions on the web application:

- Open Pages
- View Pages
- Manage Lists
- View List Items

You need to begin defining and assigning the permissions to the security group. In Central Administration, you select the web application.

Which command should you choose? (To answer, select the appropriate command in the answer area.)

**Hot Area:**



**Correct Answer:**



**Section: [none]**  
**Explanation**

**Explanation/Reference:**



**QUESTION 93**

You are managing a SharePoint web application. The environment includes an Active Directory Domain Services (AD DS) domain. SharePoint site users authenticate by using their domain credentials. Members of an AD security group named Sales require Full Control permissions for the web application.



You need to begin assigning the permissions to the security group. In Central Administration, you select the web application.  
Which command should you choose? (To answer, select the appropriate command in the answer area.)

**Hot Area:**



**Correct Answer:**



**Section: [none]**

**Explanation**

**Explanation/Reference:**



**QUESTION 94**

You deploy a SharePoint Server 2013 server farm and you create a team site.

You perform the following tasks in the team site:

- Create a content type named Financial.
- Create a content type named Informational.
- Enable all auditing policies for both of the content types.
- Create a document library named Data and add the new content types to the library.
- Enable the bar code policy feature on the Financial content type in the new library only.

For each of the following statements, select Yes if the statement is true. Otherwise select No.

**Hot Area:**

	Yes	No
When users upload documents to the Data document library, they can specify a content type of Financial or Informational.	<input type="radio"/>	<input type="radio"/>
When users upload documents to the Data document library, they can specify a content type of Financial or Informational.	<input type="radio"/>	<input type="radio"/>
A log will be kept of all the users who attempt to access documents that use the Financial content type in the Data document library.	<input type="radio"/>	<input type="radio"/>

**Correct Answer:**

	Yes	No
When users upload documents to the Data document library, they can specify a content type of Financial or Informational.	<input checked="" type="radio"/>	<input type="radio"/>
When users upload documents to the Data document library, they can specify a content type of Financial or Informational.	<input checked="" type="radio"/>	<input type="radio"/>
A log will be kept of all the users who attempt to access documents that use the Financial content type in the Data document library.	<input checked="" type="radio"/>	<input type="radio"/>

Section: [none]

Explanation

Explanation/Reference:

	Yes	No
When users upload documents to the Data document library, they can specify a content type of Financial or Informational.	<input type="radio"/>	<input type="radio"/>
When users upload documents to the Data document library, they can specify a content type of Financial or Informational.	<input type="radio"/>	<input type="radio"/>
A log will be kept of all the users who attempt to access documents that use the Financial content type in the Data document library.	<input type="radio"/>	<input type="radio"/>

QUESTION 95



You are configuring permission levels for two user groups named Managers and Editors.  
You have the following requirements for SharePoint site permissions:  
Managers must be able to view website usage reports.  
Editors must be able to edit documents online.  
You need to configure the appropriate permission levels for each group.  
Which permission levels should you assign? (To answer, drag the appropriate permission levels to the correct group or groups in the answer area. Each permission level may be used once, more than once, or not at all. You may need to drag the split bar between panes or scroll to view content.)

**Select and Place:**

**Permission Levels**

Apply Style Sheets

Manage Lists

Manage Web Site

Use Client Integration Features

View Web Analytics Data

**Answer Area**

Group	Permission level
Managers	permission level
Editors	permission level

**Correct Answer:**

Permission Levels	Answer Area
Apply Style Sheets	
Manage Lists	
Manage Web Site	

Group	Permission level
Managers	View Web Analytics Data
Editors	Use Client Integration Features

Section: [none]

Explanation

Explanation/Reference:

Answer Area

Group	Permission level
Managers	View Web Analytics Data
Editors	Use Client Integration Features

\* There is a new permission level, "View Web Analytics Data" that will allow users to access these reports without having to give them Administrator privileges.

\* Use Client Integration features

Use features that start client applications. Without this permission, users must work on documents locally and then upload their changes.

#### QUESTION 96

You have a SharePoint Server 2013 server farm.

You have a web application named Web1 that contains three site collections named Site1, Site2, and Site3.

Site3 contains several content types. Site3 has the Content Type Syndication hub feature enabled.

You create a Managed Metadata Service application named MMS1.  
You need to ensure that users can use the content types from Site3 in Site1 and Site2.  
Which three actions should you perform in sequence? (To answer, move the appropriate three actions from the list of actions to the answer area and arrange them in the correct order.)

**Select and Place:**

Actions	Answer Area
Configure a proxy connection for MMS1.	
Publish the content types.	
Activate the Cross-Site Collection Publishing feature in Site3.	
Activate the Content Type Syndication feature in Site1 and Site2.	
Configure the properties of MMS1.	
Publish the Managed Metadata Service application.	

**Correct Answer:**

Actions	Answer Area
Configure a proxy connection for MMS1.	Activate the Content Type Syndication feature in Site1 and Site2.
	Publish the Managed Metadata Service application.
Activate the Cross-Site Collection Publishing feature in Site3.	Publish the content types.
Configure the properties of MMS1.	

**Section: [none]**

**Explanation**

**Explanation/Reference:**

Reference: Understanding Content Type Hub (CTH) in SharePoint 2013

#### **QUESTION 97**

You are the administrator for a SharePoint 2010 farm. You install and deploy a SharePoint 2013 farm.

The SharePoint 2013 farm must use the content from the SharePoint 2010 farm.

You need to upgrade from SharePoint 2010 mode to SharePoint 2013 mode.

Which four actions should you perform in sequence? (To answer, move the appropriate actions from the list of actions to the answer area and arrange them in the correct order.)

**Select and Place:**

Actions	Answer Area
<p>Set the SharePoint 2010 content databases to <b>Read-Only</b>. Then back up the content databases from the SharePoint 2010 farm and copy the backups to the SharePoint 2013 farm.</p>	
<p>Restore the SharePoint 2010 content databases to the Microsoft SQL Server instance in the SharePoint 2013 farm.</p>	
<p>Create a web application in the SharePoint 2013 farm for each web application in the SharePoint 2010 farm. Attach the content databases to the web applications.</p>	
<p>Set the content databases to <b>Read/Write</b> in the SharePoint 2013 farm.</p>	
<p>Run site collection health checks in the SharePoint 2013 farm.</p>	
<p>Upgrade individual site collections in the SharePoint 2013 farm.</p>	

**Correct Answer:**

Actions	Answer Area
	Set the SharePoint 2010 content databases to <b>Read-Only</b> . Then back up the content databases from the SharePoint 2010 farm and copy the backups to the SharePoint 2013 farm.
	Restore the SharePoint 2010 content databases to the Microsoft SQL Server instance in the SharePoint 2013 farm.
Create a web application in the SharePoint 2013 farm for each web application in the SharePoint 2010 farm. Attach the content databases to the web applications.	Set the content databases to <b>Read/Write</b> in the SharePoint 2013 farm.
Run site collection health checks in the SharePoint 2013 farm.	Upgrade individual site collections in the SharePoint 2013 farm.

**Section:** [none]

**Explanation**

**Explanation/Reference:**

Note:

- \* (step 1) Create new farm, set old farm to read-only
- \* (step 2) With the farm and databases in read-only mode, a server farm administrator backs up the content and service application databases from the SQL Server instance on the SharePoint 2010 Products farm.
- \* (step 3) The server farm administrator restores a copy of the databases to the SQL Server instance on the SharePoint 2013 farm and sets the databases to read-write on the new farm.

\* (Step 4) The final stage in the upgrade process is to upgrade the site collections.



#### QUESTION 98

You have a SharePoint Server 2013 server farm.

You need to implement a site mailbox for a site.


Which link should you use from Site Contents? (To answer, select the appropriate link in the answer area.)

**Hot Area:**

## Answer Area


# Site Contents

Lists, Libraries, and other Apps

 SITE WORKFLOWS

 SETTINGS

 RECYCLE BIN (0)

 add an app	 Content and Structure Reports 7 items Modified 5 days ago	 Documents 0 items Modified 5 days ago
 Form Templates 0 items Modified 5 days ago	 Home Slides 3 items Modified 4 days ago	 Images 43 items Modified 4 days ago
 Pages 2 items Modified 4 days ago	 Reusable Content 3 items Modified 5 days ago	 Site Assets 0 items Modified 4 days ago
 Site Collection Documents 0 items Modified 5 days ago	 Site Collection Images 12 items Modified 4 days ago	 Style Library 500 items Modified 4 days ago
 Workflow Tasks 0 items Modified 5 days ago		



**Correct Answer:**

## Answer Area

# Site Contents

Lists, Libraries, and other Apps

 SITE WORKFLOWS

 SETTINGS

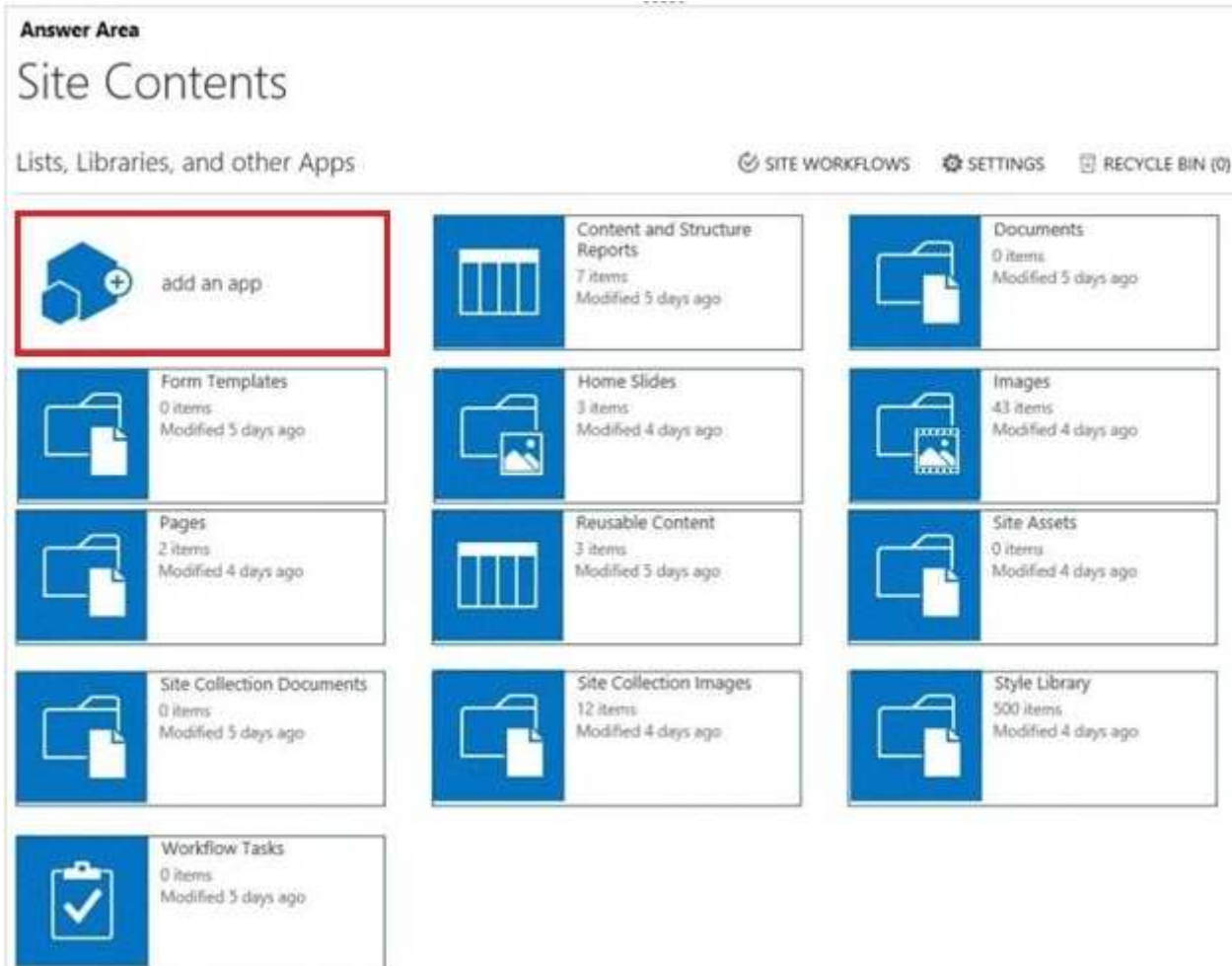
 RECYCLE BIN (0)

 add an app	 Content and Structure Reports 7 items Modified 5 days ago	 Documents 0 items Modified 5 days ago
 Form Templates 0 items Modified 5 days ago	 Home Slides 3 items Modified 4 days ago	 Images 43 items Modified 4 days ago
 Pages 2 items Modified 4 days ago	 Reusable Content 3 items Modified 5 days ago	 Site Assets 0 items Modified 4 days ago
 Site Collection Documents 0 items Modified 5 days ago	 Site Collection Images 12 items Modified 4 days ago	 Style Library 500 items Modified 4 days ago
 Workflow Tasks 0 items Modified 5 days ago		

Section: [none]

Explanation

Explanation/Reference:



Note:

Create the site mailbox

When you've decided that it is beneficial to have a site mailbox, creating one is very straight-

forward. Every time you create a new site in SharePoint 2013 you see the option in the “Get started with your site” menu to “Keep email in context”. Clicking this tile installs the site mailbox app on your SharePoint team site. If you don’t see this option on your site just click “Site Contents”, and add the “Site Mailbox” app under the app listings.

#### **QUESTION 99**

Your company has a SharePoint Server 2013 server farm.

Users report that they cannot add iframes to SharePoint pages that point to content on external websites.

You need to ensure that the users can add content to iframes from a list of predefined external sites.

What should you configure? (To answer, select the appropriate link in the answer area.)

**Hot Area:**

### Answer Area

#### Site Collection Administration

Recycle bin
Search Result Sources
Search Result Types
Search Query Rules
Search Schema
Search Settings
Search Configuration Import
Search Configuration Export
Site collection features
Site hierarchy
Site collection audit settings
Audit log reports
Portal site connection
Content Type Policy Templates
Storage Metrics
Site collection app permissions
Site Policies
Popularity and Search Reports
Content type service application error log
Content type publishing
HTML Field Security
Help settings
SharePoint Designer Settings
Site collection health checks
Site collection upgrade

Correct Answer:

## Answer Area

### Site Collection Administration

Recycle bin
Search Result Sources
Search Result Types
Search Query Rules
Search Schema
Search Settings
Search Configuration Import
Search Configuration Export
Site collection features
Site hierarchy
Site collection audit settings
Audit log reports
Portal site connection
Content Type Policy Templates
Storage Metrics
Site collection app permissions
Site Policies
Popularity and Search Reports
Content type service application error log
Content type publishing
HTML Field Security
Help settings
SharePoint Designer Settings
Site collection health checks
Site collection upgrade

Section: [none]

Explanation

**Explanation/Reference:**

**Answer Area**

Site Collection Administration

Recycle bin
Search Result Sources
Search Result Types
Search Query Rules
Search Schema
Search Settings
Search Configuration Import
Search Configuration Export
Site collection features
Site hierarchy
Site collection audit settings
Audit log reports
Portal site connection
Content Type Policy Templates
Storage Metrics
Site collection app permissions
Site Policies
Popularity and Search Reports
Content type service application error log
Content type publishing
HTML Field Security
Help settings
SharePoint Designer Settings
Site collection health checks
Site collection upgrade

Note: In regards to the cross-domain comments, even if it is cross-domain, you can allow the target domain under Site Collection Settings, HTML Field Security.

**QUESTION 100**

You are a SharePoint farm administrator.

When you attempt to navigate to the SharePoint home page, you receive an application error message that includes a correlation ID. The diagnostic logs do not contain the error corresponding to the correlation ID.

You need to adjust the diagnostic logging level to capture all events.

Which least critical event should you select? (To answer, select the appropriate event from the drop-down list.)



<http://www.gratisexam.com/>

Hot Area:

**Answer Area**

Least critical event to report to the trace log

Reset to default

None

Unexpected

Monitorable

High

Medium

Verbose

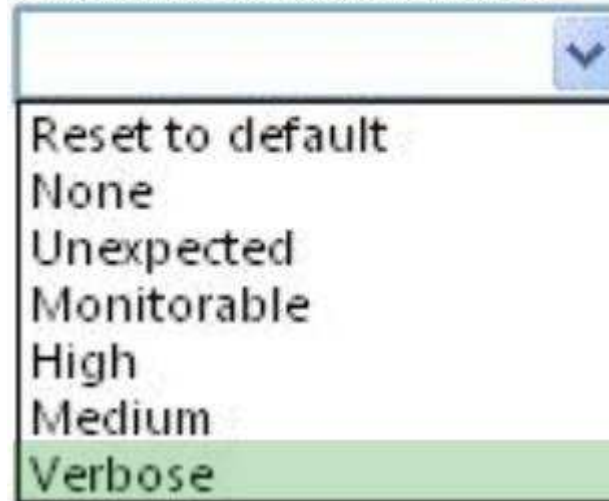
<http://www.gratisexam.com/>



**Correct Answer:**

**Answer Area**

Least critical event to report to the trace log



Reset to default  
None  
Unexpected  
Monitorable  
High  
Medium  
Verbose

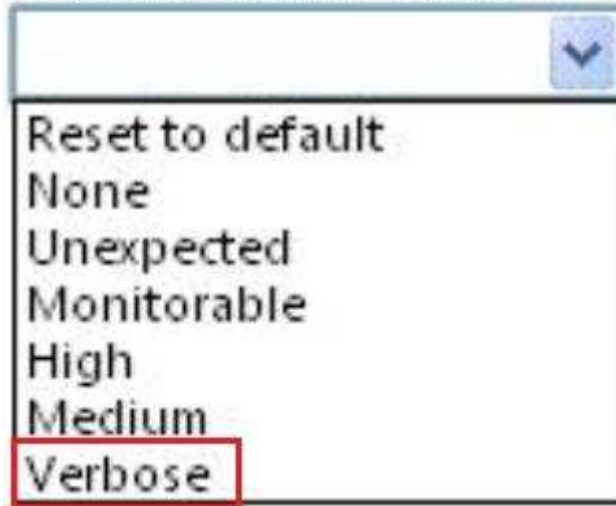
**Section:** [none]

**Explanation**

**Explanation/Reference:**

### Answer Area

Least critical event to report to the trace log



A dropdown menu is shown with a downward arrow icon in the top right corner. The menu is open, displaying a list of options: 'Reset to default', 'None', 'Unexpected', 'Monitorable', 'High', 'Medium', and 'Verbose'. The 'Verbose' option is highlighted with a red rectangular border.

Note: In regards to the cross-domain comments, even if it is cross-domain, you can allow the target domain under Site Collection Settings, HTML Field Security.

### QUESTION 101

You have a SharePoint Server 2013 server farm.

You plan to monitor the following:

- Web page performance
- Crawl database fragmentation

You need to identify which tools to use to monitor the farm.

Which tools should you identify? (To answer, drag the appropriate tools the correct monitoring objectives. Each tool may be used once, more than once, or not at all. You may need to drag the split bar between panes or scroll to view content.)

**Select and Place:**

Tools	Answer Area
Developer Dashboard	Web page performance: Tool
Performance Monitor	Crawl database fragmentation: Tool
SharePoint Health Analyzer	
Stsadm	

**Correct Answer:**

Tools	Answer Area
	Web page performance: Developer Dashboard
Performance Monitor	Crawl database fragmentation: SharePoint Health Analyzer
Stsadm	

**Section:** [none]

**Explanation**

**Explanation/Reference:**

### Answer Area

Web page performance:

Crawl database fragmentation:

\* The Developer Dashboard is an instrumentation framework introduced in Microsoft SharePoint Foundation 2010. Similar in concept to ASP.NET page tracing, it provides diagnostic information that can help a developer or system administrator troubleshoot problems with page components that would otherwise be very difficult to isolate.

\* SharePoint Health Analyzer

his article describes the SharePoint Health Analyzer rule for Search service application crawl database defragmentation. The fragmentation of crawl data indexes occurs on a different level than regular disk fragmentation. It occurs in each crawl database as data is created, updated, or deleted during normal crawl activity. When you run the health rule, the system makes used storage contiguous, eliminates unused storage, and compacts the database.

### QUESTION 102

You plan to deploy a SharePoint Server 2013 server farm.

Three users named User1, User2, and User3 will perform administrative tasks.

You need to identify to which group the users must be assigned to ensure that the users can perform the following tasks:

- User1 must be able to configure application domains.
- User2 must be able to organize enterprise keywords.
- User3 must be able to manage blocked file types.

The solution must minimize the number of privileges assigned to each user.

To which group should you assign each user? (To answer, drag the appropriate groups to the correct users. Each group may be used once, more than once, or not at all. You may need to drag the split bar between panes or scroll to view content.)

**Select and Place:**

Groups	Answer Area
Access Services administrators	User1: <input type="text" value="Group"/>
Domain Admins	User2: <input type="text" value="Group"/>
Farm Administrators	User3: <input type="text" value="Group"/>
local Administrators	
Managed Metadata Service administrators	
User Profile Service Application administrators	

Correct Answer:

Groups	Answer Area
Access Services administrators	User1: <input type="text" value="Farm Administrators"/>
Domain Admins	User2: <input type="text" value="Managed Metadata Service administrators"/>
Farm Administrators	User3: <input type="text" value="Farm Administrators"/>
local Administrators	
Managed Metadata Service administrators	
User Profile Service Application administrators	

Section: [none]

Explanation

Explanation/Reference:

User1:	Farm Administrators
User2:	Managed Metadata Service administrators
User3:	Farm Administrators

\* User1

/ User1 must be able to configure application domains.

/ Farm Administrators

Members of the Farm Administrators group have Full Control permissions to and responsibility for all servers in the server farm. Members can perform all administrative tasks in Central Administration for the server or server farm. They can assign administrators to manage service applications, which are instances of shared services. This group does not have access to individual sites or their content.

\* User2

/ User2 must be able to organize enterprise keywords.

/ Managed metadata service, is allows to use managed metadata and share content types on Site collections and Web application level. Managed meta data service application publishes term store, content types in site collection/Web application level and a managed metadata connection in share point.

\* User3

/ User3 must be able to manage blocked file types.

### QUESTION 103

You have a SharePoint Server 2013 server farm that contains a single server. The farm has a User Profile Service Application named App1.

You need to configure delegated administration for the farm.

The solution must meet the following requirements:

- A user named User1 must be able to manage audiences for App1.
- A user named User2 must be able to create web applications.
- The number of assigned permissions must be minimized.

To which group should you assign each user? (To answer, drag the appropriate groups to the correct users. Each group may be used once, more than once, or not at all. You may need to drag the split bar between panes or scroll to view content.)

**Select and Place:**

Groups	Answer Area
Farm Administrators	User1: <input type="text"/> Group
Managed Metadata Service administrators	User2: <input type="text"/> Group
site collection administrators	
User Profile Service Application administrators	

**Correct Answer:**

Groups	Answer Area
<input type="text"/>	User1: <input type="text"/> User Profile Service Application administrators
Managed Metadata Service administrators	User2: <input type="text"/> Farm Administrators
site collection administrators	

**Section:** [none]

**Explanation**

**Explanation/Reference:**

**Answer Area**

User1:	<input type="text"/> User Profile Service Application administrators
User2:	<input type="text"/> Farm Administrators

#### **QUESTION 104**

Your company has an internal network and a perimeter network. The internal network contains an Active Directory domain.

You plan to deploy a SharePoint Server 2013 server farm. The farm will contain a single web application that uses NTLM authentication by using the domain controller on the internal network.

The relevant components on the network are listed in the following table.

Component name	Role	Location
Server1	Front-end Web server	Perimeter network
Server2	Database server	Internal network
Firewall1	Firewall	Between the Internet and the perimeter network
Firewall2	Firewall	Between the perimeter network and the internal network

All services use default TCP ports.

You need to configure the inbound rules for Firewall1 and Firewall2 to ensure that users from the Internet can access content in the farm by using either HTTP or HTTPS.

What should you configure? 0"o answer, drag the appropriate TCP ports to the correct firewalls. Each port may be used once, more than once, or not at all. You may need to drag the split bar between panes or scroll to view content.)

**Select and Place:**

TCP Ports	Answer Area	
80	Firewall1:	Port
389		Port
443	Firewall2:	Port
1433		Port
32843		

**Correct Answer:**



TCP Ports	Answer Area	
	Firewall1:	80 443
	Firewall2:	1433 389
32843		

Section: [none]

Explanation

Explanation/Reference:

Firewall1:	80	443
Firewall2:	1433	389

80: HTTP

443: HTTPS

The default SQL Server port is 1433

389: Lightweight Directory Access Protocol (LDAP)

### QUESTION 105

You are planning the search components for a SharePoint Server 2013 server farm.

You have a content source named CS1 that contains all of the local SharePoint content.

You upload a display template named DT1.

You need to configure searches to meet the following requirements:

- If a user types a search query that contains the word slidedeck, the search results must include only files that have either the .ppt file extension or the .pptx file extension.
- The local SharePoint content must be indexed one document at a time.
- DT1 must be used to display results that have the .mp4 file extension.

Which components should you use to achieve each requirement? (To answer, drag the appropriate components to the correct requirements. Each component may be used once, more than once, or not at all. You may need to drag the split bar between panes or scroll to view content.)

Select and Place:

Components	Answer Area
authoritative pages	If a user types a search query that contains the word slidedeck, the search results must include only files that have either the .ppt file extension or the .pptx file extension. <input type="text" value="Component"/>
crawler impact rules	The local SharePoint content must be indexed one document at a time. <input type="text" value="Component"/>
query rules	DT1 must be used to display results that have the .mp4 file extension. <input type="text" value="Component"/>
result sources	
result types	

Correct Answer:

Components	Answer Area
authoritative pages	If a user types a search query that contains the word slidedeck, the search results must include only files that have either the .ppt file extension or the .pptx file extension. <input type="text" value="query rules"/>
result sources	The local SharePoint content must be indexed one document at a time. <input type="text" value="crawler impact rules"/>
	DT1 must be used to display results that have the .mp4 file extension. <input type="text" value="result types"/>

Section: [none]

Explanation

Explanation/Reference:

Note:

\*query rules

Without any custom code, you can help searches respond to the intent of your users by creating query rules. In a query rule, you specify conditions and correlated actions. When a query meets the conditions, the search system performs the actions to improve the relevance of the search

results.

\* crawler impact rule

Applies To: Office SharePoint Server 2007

A crawler impact rule defines the rate at which the Windows SharePoint Services Help Search service requests documents from a Web site during crawling. The rate can be defined either as the number of simultaneous documents requested or as the delay between requests.

You can use crawler impact rules to modify loads placed on sites when you crawl them.

\* Result type

To display search results differently, search results have to be sorted into different result types. A result type distinguishes one search result from another. For example, if a search result is found in a Microsoft Word document, that search result belongs to the Microsoft Word result type. If a search result is found in a PDF file, that search result belongs to the PDF result type.

### QUESTION 106

You need to optimize the storage of a SharePoint Server 2013 server farm to meet the following requirements:

- Ensure that files that are larger than 100 MB are stored outside of the Microsoft SQL Server database.
- Ensure that files that are accessed frequently are cached on the front-end Web servers.

What should you use? (To answer, drag the appropriate technologies to the correct requirements. Each technology may be used once, more than once, or not at all. You may need to drag the split bar between panes or scroll to view content.)

Select and Place:

Technologies	Answer Area
BLOB cache	Ensure that files that are larger than 100 MB are stored outside of the Microsoft SQL Server database. Technology
object caching	Ensure that files that are accessed frequently are cached on the front-end Web servers. Technology
Remote BLOB Storage (RBS)	
shredded storage	

Correct Answer:

Technologies	Answer Area
<input type="text"/> <input type="text" value="object caching"/> <input type="text"/> <input type="text" value="shredded storage"/>	<p>Ensure that files that are larger than 100 MB are stored outside of the Microsoft SQL Server database.</p> <p>Ensure that files that are accessed frequently are cached on the front-end Web servers.</p>
	<input type="text" value="Remote BLOB Storage (RBS)"/> <input type="text" value="BLOB cache"/>

**Section:** [none]

**Explanation**

**Explanation/Reference:**

Ensure that files that are larger than 100 MB are stored outside of the Microsoft SQL Server database.

Remote BLOB Storage (RBS)

Ensure that files that are accessed frequently are cached on the front-end Web servers.

BLOB cache

Note:

\* Remote Blob Storage

SQL Server Remote BLOB Store (RBS) is an optional add-on component that lets database administrators store binary large objects in commodity storage solutions instead of directly on the main database server.

\* SharePoint Server 2013 provides a disk-based cache that stores files that are used by web pages to help them load quickly in the browser, and reduces the load on the database server when it uses those files. These files are known as binary large objects (BLOBs), and the cache is known as the BLOB cache. The BLOB cache is stored directly on the hard disk drive of a front-end web server computer.

#### QUESTION 107

You have a SharePoint Server 2013 server farm.

You plan to create three web applications that must meet the requirements described in the following table.

Web application name	Requirement
WebApp1	The site collection for WebApp1 will be created from Central Administration.
WebApp2	Alternate access mappings must be supported for the site collection.
WebApp3	WebApp3 will host My Site personal sites. The sites will be created by using self-service site creation.

Hot Area:

**Answer Area**

Web application name	Host-named site collection	Path-based site collection
WebApp1	<input type="checkbox"/>	<input type="checkbox"/>
WebApp2	<input type="checkbox"/>	<input type="checkbox"/>
WebApp3	<input type="checkbox"/>	<input type="checkbox"/>

Correct Answer:

**Answer Area**

Web application name	Host-named site collection	Path-based site collection
WebApp1	<input checked="" type="radio"/>	<input type="radio"/>
WebApp2	<input type="radio"/>	<input checked="" type="radio"/>
WebApp3	<input checked="" type="radio"/>	<input type="radio"/>

Section: [none]

Explanation

Explanation/Reference:

**Answer Area**

Web application name	Host-named site collection	Path-based site collection
WebApp1	<input checked="" type="radio"/>	<input type="radio"/>
WebApp2	<input type="radio"/>	<input checked="" type="radio"/>
WebApp3	<input checked="" type="radio"/>	<input type="radio"/>

Note:

\* Host-named site collection

Host-named site collections are the preferred method to deploy sites in SharePoint 2013. Because the Office 365 environment uses host-named site collections, new features are optimized for these site collections and they are expected to be more reliable.

\* Path-named site collection

Use path-named collections when you need to use alternate access mappings (AAMs).

**QUESTION 108**

You have a SharePoint Server 2013 server farm that contains a web application named WebApp1. WebApp1 contains 10 site collections.

All of the users who use the farm belong to the same Active Directory domain.

You plan to assign the Deny All permission policy for WebApp1 to the Domain Users group.

For each of the following statements, select Yes if the statement is true. Otherwise select No.

**Hot Area:**

	Yes	No
Site collection administrators will be able to upload documents to the site collections.	<input type="radio"/>	<input type="radio"/>
Farm administrators will be able to upload documents to the site collections.	<input type="radio"/>	<input type="radio"/>
Site owners will be able to upload documents to the site collections.	<input type="radio"/>	<input type="radio"/>

Correct Answer:

	Yes	No
Site collection administrators will be able to upload documents to the site collections.	<input type="radio"/>	<input checked="" type="radio"/>
Farm administrators will be able to upload documents to the site collections.	<input type="radio"/>	<input checked="" type="radio"/>
Site owners will be able to upload documents to the site collections.	<input type="radio"/>	<input checked="" type="radio"/>

Section: [none]



## Explanation

### Explanation/Reference:

	Yes	No
Site collection administrators will be able to upload documents to the site collections.	<input type="radio"/>	<input checked="" type="radio"/>
Farm administrators will be able to upload documents to the site collections.	<input type="radio"/>	<input checked="" type="radio"/>
Site owners will be able to upload documents to the site collections.	<input type="radio"/>	<input checked="" type="radio"/>

### QUESTION 109

You have a SharePoint Server 2013 server farm.

The farm has four front-end Web servers.

You have a master page named Contoso.master. The master page contains an image file that is 50 KB.

You need to recommend a solution to cache content.

The solution must meet the following requirements:

The image must be stored physically on each front-end Web server.

Authentication information must be cached and replicated on all of the front-end Web servers.

The pages generated by using Contoso.master and all of the page layouts must be stored in the memory of each front-end Web server.

Which caching mechanism should you recommend for each requirement? (To answer, drag the appropriate caching mechanisms to the correct requirements. Each caching mechanism may be used once, more than once, or not at all. You may need to drag the split bar between panes or scroll to view content.)

### Select and Place:

**Caching Mechanisms****Answer Area**

The image must be stored physically on each front-end Web server.

Authentication information must be cached and replicated on all of the front-end Web servers.

The pages generated by using Contoso.master and all of the page layouts must be stored in the memory of each front-end Web server.

Correct Answer:

**Caching Mechanisms****Answer Area**

The image must be stored physically on each front-end Web server.

Authentication information must be cached and replicated on all of the front-end Web servers.

The pages generated by using Contoso.master and all of the page layouts must be stored in the memory of each front-end Web server.

Section: [none]

Explanation

**Explanation/Reference:**

Note:

\* Blob Cache

The BLOB cache is stored directly on the hard disk drive of a front-end web server computer.

\* distributed cache

SharePoint 2013, makes use of distributed cache to cache newsfeeds, microblogging, conversations, security trimming, OneNote client access, and even keeps the FedAuth cookie for claims based authentication on the server side, so it's more secure, load balancer friendly, and works with webkit-based browsers that like to chop off your cookies at 64kb.

\* output cache/page output cache

The page output cache stores the rendered output of a page. It also stores different versions of the cached page, based on the permissions of the users who are requesting the page.

#### QUESTION 110

You are planning the capacity of a SharePoint Server 2013 server farm.

In the table below, identify which requirements can be implemented in SharePoint Server 2013.

Make only one selection in each row.

Hot Area:

Requirement	Can be implemented	Cannot be implemented
A web application that has 10 different zones	<input type="radio"/>	<input checked="" type="radio"/>
A view that displays 3,000 items	<input checked="" type="radio"/>	<input type="radio"/>
A 10-GB video file in a document library	<input checked="" type="radio"/>	<input type="radio"/>
A list that contains 3 million items	<input type="radio"/>	<input checked="" type="radio"/>

Correct Answer:

Requirement	Can be implemented	Cannot be implemented
A web application that has 10 different zones	<input type="radio"/>	<input checked="" type="radio"/>
A view that displays 3,000 items	<input checked="" type="radio"/>	<input type="radio"/>
A 10-GB video file in a document library	<input checked="" type="radio"/>	<input type="radio"/>
A list that contains 3 million items	<input type="radio"/>	<input checked="" type="radio"/>

Section: [none]

Explanation

Explanation/Reference:

Requirement	Can be implemented	Cannot be implemented
A web application that has 10 different zones	<input type="radio"/>	<input checked="" type="radio"/>
A view that displays 3,000 items	<input checked="" type="radio"/>	<input type="radio"/>
A 10-GB video file in a document library	<input checked="" type="radio"/>	<input type="radio"/>
A list that contains 3 million items	<input type="radio"/>	<input checked="" type="radio"/>

#### QUESTION 111

You have a SharePoint Server 2013 server farm.

You need to recommend which tools must be used to identify the causes of the following issues:

Some users report that a specific Web Part page takes longer than 60 seconds to load.

A user reports that a document that was uploaded to a site does not appear in search results.

Which tool should you recommend for each issue? (To answer, drag the appropriate tools to the correct issues. Each tool may be used once, more than once, or not at all. You may need to drag the split bar between panes or scroll to view content.)

**Select and Place:**

**Tools**

the crawl log

the Developer Dashboard

the Microsoft Message Analyzer

the query health reports

the SharePoint Health Analyzer

**Answer Area**

Some users report that a specific Web Part page takes longer than 60 seconds to load.

Tool

A user reports that a document that was uploaded to a site does not appear in search results.

Tool

Correct Answer:

**Tools**

the Microsoft Message Analyzer

the query health reports

the SharePoint Health Analyzer

**Answer Area**

Some users report that a specific Web Part page takes longer than 60 seconds to load.

the Developer Dashboard

A user reports that a document that was uploaded to a site does not appear in search results.

the crawl log

Section: [none]

Explanation

Explanation/Reference:

Some users report that a specific Web Part page takes longer than 60 seconds to load.

the Developer Dashboard

A user reports that a document that was uploaded to a site does not appear in search results.

the crawl log

Note:

\* Developer Dashboard

The Developer Dashboard is an instrumentation framework introduced in Microsoft SharePoint Foundation 2010. Similar in concept to ASP.NET page tracing, it provides diagnostic information that can help a developer or system administrator troubleshoot problems with page components that would otherwise be very difficult to isolate.

\* crawl log

The crawl log tracks information about the status of crawled content. This log lets you determine whether crawled content was successfully added to the index, whether it was excluded because of a crawl rule, or whether indexing failed because of an error. The crawl log also contains information such as the time of the last successful crawl and whether any crawl rules were applied. You can use the crawl log to diagnose problems with the search experience.

#### QUESTION 112

Your network contains an Active Directory forest named adatum.com. The forest contains a SharePoint Server 2013 server farm.

Your company has an Active Directory Federation Services (AD FS) infrastructure that allows users from four partner companies to access resources in adatum.com.

You create a new SharePoint Server 2013 web application named Web1. You configure AD FS to issue claims for Web1. You create an authentication provider for AD FS.

You plan to grant the users access to Web1.

You need to configure the farm to accept authentication requests from AD FS.

Which three actions should you perform in sequence? (To answer, move the appropriate three actions from the list of actions to the answer area and arrange them in the correct order.)

**Select and Place:**

Actions	Answer Area
Configure a claim as a unique identifier for the users.	
Export the token-signing certificate from the farm.	
Import the token-signing certificate to the farm.	
Import the token-signing certificate to AD FS.	
Export the token-signing certificate from AD FS.	

**Correct Answer:**

Actions	Answer Area
	Export the token-signing certificate from AD FS.
Export the token-signing certificate from the farm.	Import the token-signing certificate to the farm.
	Configure a claim as a unique identifier for the users.
Import the token-signing certificate to AD FS.	

**Section:** [none]

**Explanation**

**Explanation/Reference:**

Note:

\* export the token signing certificate of the AD FS server with which you want to establish a trust relationship, and then copy the certificate to a location that SharePoint 2013 can access.



**QUESTION 113**

You have a SharePoint Server 2013 server farm that contains a web application named WebApp1. WebApp1 uses classic-mode authentication.

A company policy states that Central Administration must be used, whenever possible.

In the table below, identify which tasks can be performed from Central Administration and which task can only be performed from Windows PowerShell. Make only one selection in each row.

Hot Area:

**Answer Area**

Web application	PowerShell	Central Administration
Configure WebApp1 to use claims-based authentication.	<input checked="" type="radio"/>	<input type="radio"/>
Create a new web application named WebApp2 and configure WebApp2 to use claims-based authentication.	<input type="radio"/>	<input checked="" type="radio"/>
Create a new web application named WebApp3 and configure WebApp3 to use classic-mode authentication.	<input checked="" type="radio"/>	<input type="radio"/>

Correct Answer:

**Answer Area**

Web application	PowerShell	Central Administration
Configure WebApp1 to use claims-based authentication.	<input checked="" type="radio"/>	<input type="radio"/>
Create a new web application named WebApp2 and configure WebApp2 to use claims-based authentication.	<input type="radio"/>	<input checked="" type="radio"/>
Create a new web application named WebApp3 and configure WebApp3 to use classic-mode authentication.	<input checked="" type="radio"/>	<input type="radio"/>

Section: [none]

Explanation

Explanation/Reference:

**Answer Area**

Web application	PowerShell	Central Administration
Configure WebApp1 to use claims-based authentication.	<input checked="" type="radio"/>	<input type="radio"/>
Create a new web application named WebApp2 and configure WebApp2 to use claims-based authentication.	<input type="radio"/>	<input checked="" type="radio"/>
Create a new web application named WebApp3 and configure WebApp3 to use classic-mode authentication.	<input checked="" type="radio"/>	<input type="radio"/>

\* In Central Administration, you can only configure claims-based authentication when you manage web applications. You can also use Windows PowerShell cmdlets

**QUESTION 114**

A company has a SharePoint environment that contains one front-end web server and one database server.

The company would like to ensure that employees can send email messages to document libraries.

You need to configure the environment to receive email messages.

Which three actions should you perform in sequence? (To answer, move the appropriate actions from the list of actions to the answer area and arrange them in the correct order.)

**Select and Place:**

**Actions**

In Central Administration, configure incoming email settings.

Configure document libraries to store incoming email messages.

Install and configure the SMTP service on the database server.

Configure SharePoint sites to store incoming email messages.

Install and configure the SMTP service on the SharePoint server.

In Central Administration, configure outgoing email settings.

**Answer Area**

**Correct Answer:**

Actions	Answer Area
	Install and configure the SMTP service on the SharePoint server.
Install and configure the SMTP service on the database server.	In Central Administration, configure incoming email settings.
Configure SharePoint sites to store incoming email messages.	Configure document libraries to store incoming email messages.
In Central Administration, configure outgoing email settings.	

**Section:** [none]

**Explanation**

**Explanation/Reference:**

Note:

To Enable a SharePoint 2013 document library to receive emails, follow the following steps:

Configure Incoming email settings:

Launch SharePoint Central Administration, select System Settings, click Configure Incoming Email

Configure a Document Library for Incoming email:

Switch to your document library's settings and click incoming email settings

Set the option Allow This Document Library to Receive Email to Yes

**QUESTION 115**

Contoso, Ltd. Recently merged with Fabrikam, Inc. Each company has an Active Directory

Domain Services (AD RS) domain. You are managing the SharePoint environment in each domain.

You need to enable users in the Fabrikam.com domain to access the Contoso SharePoint farm but prevent users in the Contoso.com domain from accessing resources in the Fabrikam SharePoint farm even if they have been explicitly granted access to a site.

**Select and Place:**

### Elements

Web Application Policy

Two-way Forest Trust

Security Groups

One-way Forest Trust

Result Source

### Answer Area

1. Configure a **Element** from the Contoso.com domain to the fabrikam.com domain

2. Add the Fabrikam.com **Element** to the Contoso SharePoint farm.

3. Configure a **Element** in the Fabrikam SharePoint farm.

**Correct Answer:**

## Elements

Two-way Forest Trust
Result Source

## Answer Area

1. Configure a One-way Forst Trust from the Contoso.com domain to the fabrikam.com domain
2. Add the Fabrikam.com Security Groups to the to the Contoso SharePoint farm.
3. Configure a Web Application Policy in the Fabrikam SharePoint farm.

**Section:** [none]

**Explanation**

**Explanation/Reference:**

On-way forest trust  
Security groups  
web application policy

### QUESTION 116

You have a SharePoint server 2013 server farm.  
Users report that the past week, some pages were slow to render.  
You need to identify the 10 pages in the farm that take the longest to load.  
Which link should you select? (To answer, select the appropriate link in the answer area.)

**Hot Area:**

## Answer Area

### Monitoring



#### Health Analyzer

[Review problems and solutions](#) | [Review rule definitions](#)



#### Timer Jobs

[Review job definitions](#) | [Check job status](#)



#### Reporting

[View administrative reports](#) |  
[Configure diagnostic logging](#) |  
[Configure usage and health data collection](#) |  
[View health reports](#)

Correct Answer:



## Answer Area

### Monitoring



#### Health Analyzer

[Review problems and solutions](#) | [Review rule definitions](#)



#### Timer Jobs

[Review job definitions](#) | [Check job status](#)



#### Reporting

[View administrative reports](#) |  
[Configure diagnostic logging](#) |  
[Configure usage and health data collection](#) |  
[View health reports](#)

Section: [none]

Explanation

Explanation/Reference:

view health reports



<http://www.gratisexam.com/>