

Microsoft.Braindumps.70-410.v2014-05-08.by.VERONICA.380q

Number: 70-410
Passing Score: 800
Time Limit: 120 min
File Version: 12.5



<http://www.gratisexam.com/>

Exam Code: 70-410

Exam Name: Installing and Configuring Windows Server 2012



Testlet 1

Topic 1, Install Servers

Plan for a server installation; plan for server roles; plan for a server upgrade; install Server Core; optimize resource utilization by using Features on Demand; migrate roles from previous versions of Windows Server

QUESTION 1

You have a server named Server1 that runs Windows Server 2012 R2.

You plan to create an image of Server1.

You need to remove the source files for all server roles that are not installed on Server1.

Which tool should you use?

- A. servermanagercmd.exe
- B. imagex.exe
- C. dism.exe
- D. ocsetup.exe

Correct Answer: C

Section: [none]

Explanation

Explanation/Reference:

QUESTION 2

A network technician installs Windows Server 2012 R2 Standard on a server named Server1.

A corporate policy states that all servers must run Windows Server 2012 R2 Enterprise.

You need to ensure that Server1 complies with the corporate policy. You want to achieve this goal by using the minimum amount of administrative effort.

What should you perform?

- A. A clean installation of Windows Server 2012 R2
- B. An upgrade installation of Windows Server 2012 R2
- C. Online servicing by using Dism
- D. Offline servicing by using Dism

Correct Answer: C

Section: [none]

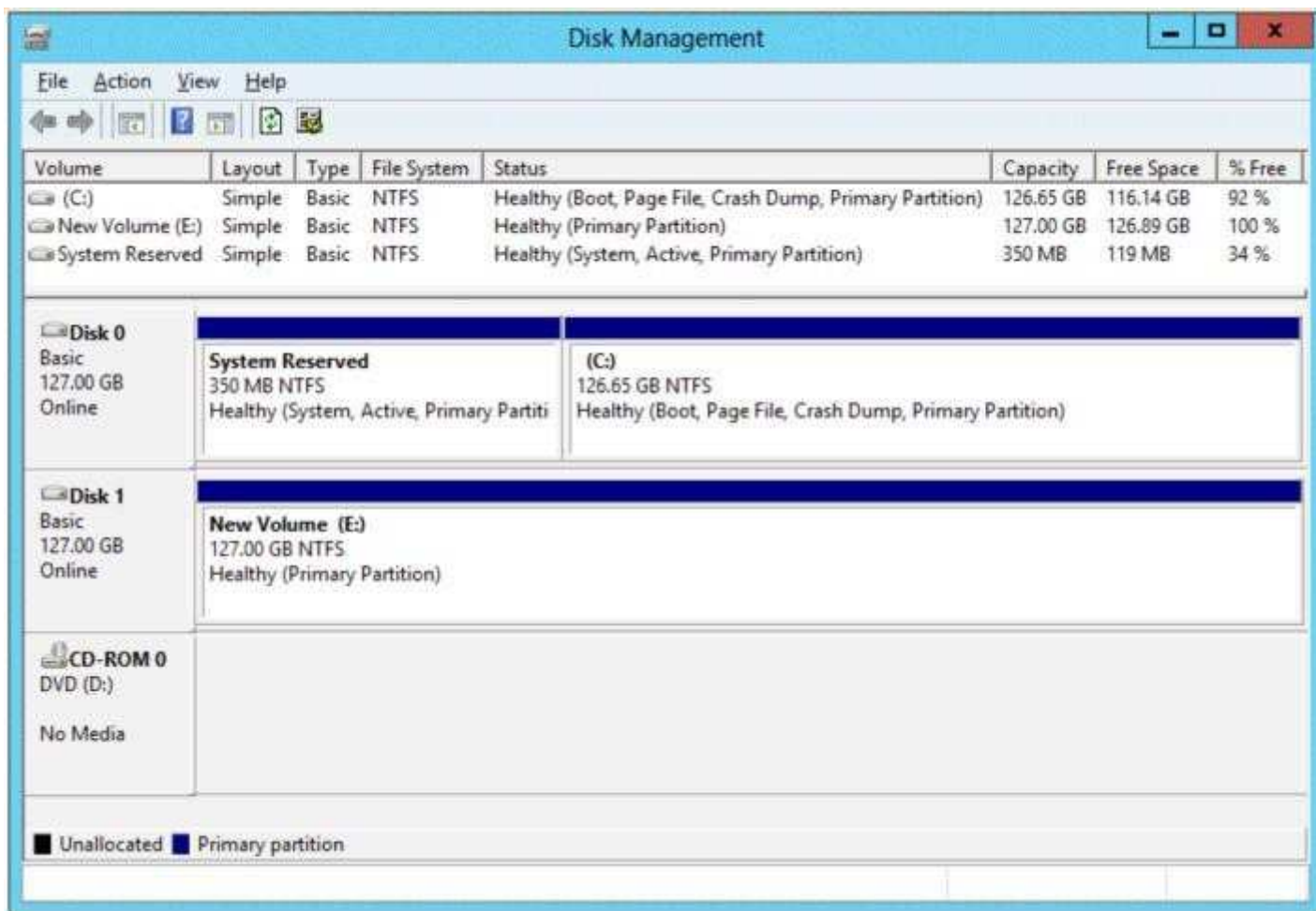
Explanation

Explanation/Reference:

QUESTION 3

You have a server named Server1 that runs Windows Server 2012 R2. Server1 has the Hyper-V server role installed.

The disks on Server1 are configured as shown in the exhibit. (Click the Exhibit button.)



You create a virtual machine on Server1.

You need to ensure that you can configure a pass-through disk for the virtual machine.

What should you do?

- A. Delete partition E.
- B. Convert Disk 1 to a GPT disk.
- C. Convert Disk 1 to a dynamic disk.
- D. Take Disk 1 offline.

Correct Answer: D

Section: [none]

Explanation

Explanation/Reference:

QUESTION 4

Your network contains an Active Directory domain named contoso.com. The network contains a server named Server1 that runs Window Server 8 and a server named Server2 that runs Windows Server 2008 R2 Service Pack 1 (SP1). Server1 and Server2 are member servers.

You need to ensure that you can manage Server2 from Server1 by using Server Manager.

Which two tasks should you perform? (Each correct answer presents part of the solution. Choose two.)

- A. Install Remote Server Administration Tools on Server1.
- B. Install Windows Management Framework 3.0 on Server2.

- C. Install the Windows PowerShell 2.0 engine on Server1.
- D. Install Microsoft .NET Framework 4 on Server2.
- E. Install Remote Server Administration Tools on Server2.

Correct Answer: BD

Section: [none]

Explanation

Explanation/Reference:

QUESTION 5

Your network contains an Active Directory domain named contoso.com. The domain contains two domain controllers. The domain controllers are configured as shown in the following table.

Name	Operating system	Operation master role
DC1	Windows Server 8	<ul style="list-style-type: none"> • Domain naming master • Schema master
DC2	Windows Server 2008 R2	<ul style="list-style-type: none"> • PDC emulator • RID master • Infrastructure master

In the perimeter network, you install a new server named Server1 that runs a Server Core Installation of Windows Server 8.

You need to join Server1 to the contoso.com domain.



<http://www.gratisexam.com/>

What should you use?

- A. The New-ADComputer cmdlet
- B. The djoin.exe command
- C. The dsadd.exe command
- D. The Add-Computer cmdlet

Correct Answer: B

Section: [none]

Explanation

Explanation/Reference:

QUESTION 6

Your network contains a Windows Server 2012 R2 image named Server12.wim. Server12.wim contains the images shown in the following table.

Index number	Image name
1	Windows Server 2012 Server Standard Core
2	Windows Server 2012 Server Standard
3	Windows Server 2012 Server Datacenter Core
4	Windows Server 2012 Server Datacenter

Server12.wim is located in C:\.

You need to enable the Windows Server Migration Tools feature in the Windows Server 2012 R2 Server Datacenter image.

You want to achieve this goal by using the minimum amount of Administrative effort.

Which command should you run first?

- A. `dism.exe /mount-wim /wimfile:c:\Server12.wim /index:4 /mountdir:c:\mount`
- B. `imagex.exe /capture c: c:\Server12.wim "Windows Server 2012 R2server datacenter"`
- C. `dism.exe /image: c:\Server12.wim /enable-feature /featurename: servermigration`
- D. `imagex.exe /apply c:\Server12.wim 4 c:\`

Correct Answer: A

Section: [none]

Explanation

Explanation/Reference:

QUESTION 7

You have a virtual machine named VM1. You install Windows Server 2012 R2 on VM1.

You plan to use VM1 as an image that will be distributed to sales users to demonstrate the features of a custom application. The custom application only requires the Web Server (IIS) server role to be installed. You need to ensure that the VHD file for VM1 only contains the required Windows Server 2012 R2 source files.

Which tool should you use?

- A. `dism.exe`
- B. `ocsetup.exe`
- C. `imagex.exe`
- D. `servermanagercmd.exe`

Correct Answer: A

Section: [none]

Explanation

Explanation/Reference:

QUESTION 8

Your network contains three servers. The servers are configured as shown in the following table.

Server name	CPU type	Operating system	Installation type
Server1	x86	32-bit Windows Server 2008 Service Pack 2 (SP2)	Full
Server2	X86	32-bit Windows Server 2008 Service Pack 2 (SP2)	Server Core
Server3	x64	64-bit Windows Server 2008 R2	Full

Your company plans to standardize all of the servers on Windows Server 2012 R2.

You need to recommend an upgrade path for each server.

The solution must meet the following requirements:

- Upgrade the existing operating system whenever possible.
- Minimize hardware purchases.

Which upgrade path should you recommend for each server?

To answer, drag the appropriate upgrade path to each server in the answer area. Each upgrade path may be used once, more than once, or not at all.

Select and Place:

Click here to enter text.	Answer Area
Clean installation on new hardware	Server1
Clean installation on existing hardware	Server2
Upgrade on existing hardware	Server3

Correct Answer:

Click here to enter text.	Answer Area
Clean installation on new hardware	Server1
Clean installation on existing hardware	Server2
Upgrade on existing hardware	Server3

Section: [none]

Explanation

Explanation/Reference:

QUESTION 9

Your network contains an Active Directory domain named corp.contoso.com. The domain contains a domain controller named DC1.

When you run ping dc1.corp.contoso.com, you receive the result as shown in the exhibit. (Click the Exhibit button.)

```
Administrator: C:\Windows\system32\cmd.exe

C:\Windows\System32>ping dc1

Pinging DC1.corp.contoso.com [10.0.0.1] with 32 bytes of data:
Request timed out.
Request timed out.
Request timed out.
Request timed out.

Ping statistics for 10.0.0.1:
    Packets: Sent = 4, Received = 0, Lost = 4 (100% loss),
C:\Windows\System32>_
```

You need to ensure that DC1 can respond to the Ping command.

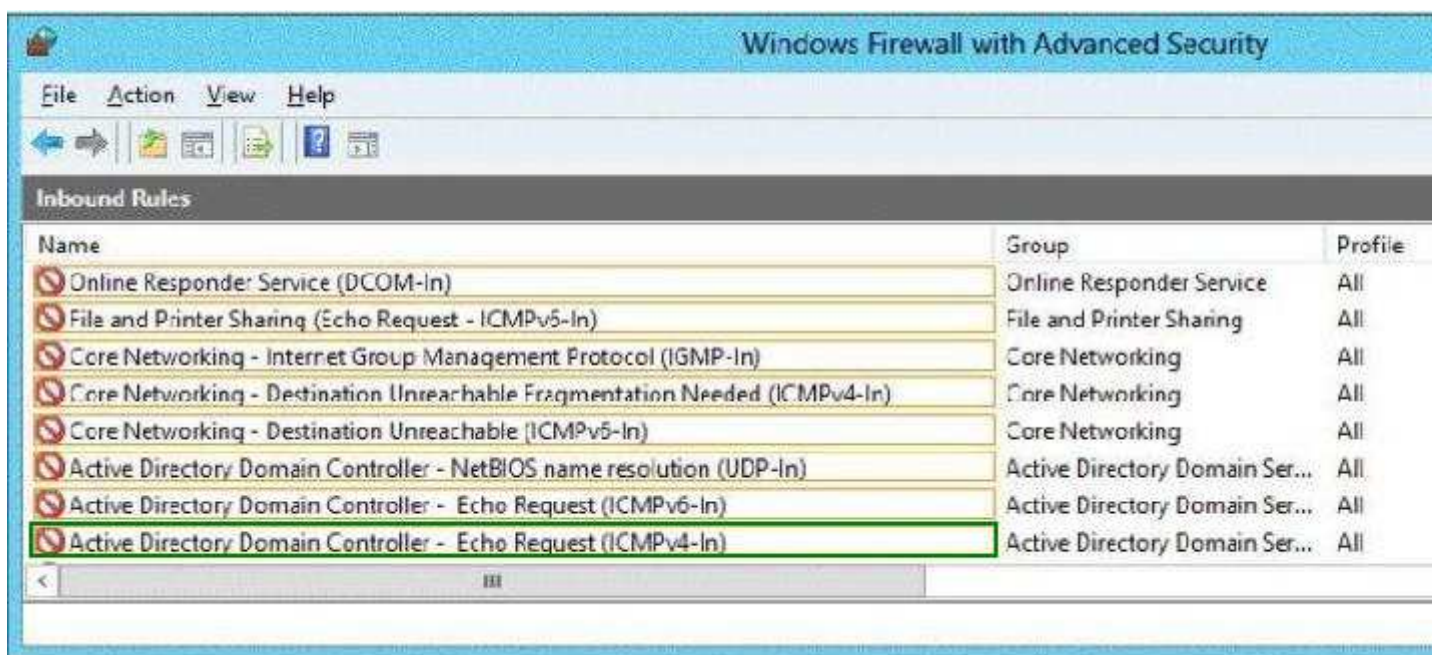
Which rule should you modify?

To answer, select the appropriate rule in the answer area.

Point and Shoot:

Name	Group	Profile
Online Responder Service (DCOM-In)	Online Responder Service	All
File and Printer Sharing (Echo Request - ICMPv5-In)	File and Printer Sharing	All
Core Networking - Internet Group Management Protocol (IGMP-In)	Core Networking	All
Core Networking - Destination Unreachable Fragmentation Needed (ICMPv4-In)	Core Networking	All
Core Networking - Destination Unreachable (ICMPv5-In)	Core Networking	All
Active Directory Domain Controller - NetBIOS name resolution (UDP-In)	Active Directory Domain Ser...	All
Active Directory Domain Controller - Echo Request (ICMPv6-In)	Active Directory Domain Ser...	All
Active Directory Domain Controller - Echo Request (ICMPv4-In)	Active Directory Domain Ser...	All

Correct Answer:

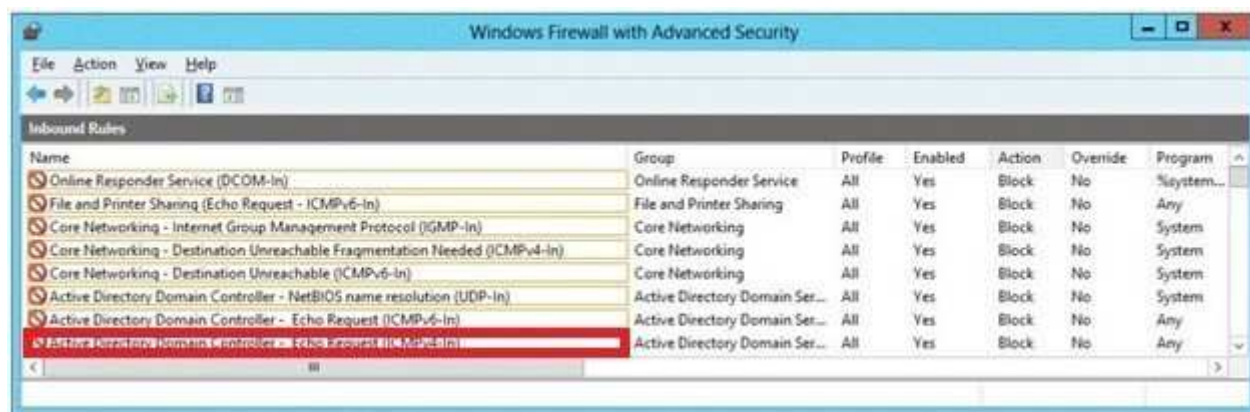


Section: [none]

Explanation

Explanation/Reference:

Explanation:



QUESTION 10

You have a server named DHCP1 that runs Windows Server 2012 R2. DHCP1 does not have access to the Internet.

All roles are removed completely from DHCP1.

You mount a Windows Server 2012 R2 installation image to the C:\Mount folder.

You need to install the DHCP Server server role on DHCP1 by using Server Manager.

Which folder should you specify as the alternate path for the source files? To answer, select the appropriate folder in the answer area

Point and Shoot:



Correct Answer:



Section: [none]
Explanation

Explanation/Reference:
Explanation:



QUESTION 11

Your network contains three servers. The servers are configured as shown in the following table.

Server name	CPU type	Operating system	Installation type
Server1	x86	32-bit Windows Server 2008 Service Pack 2 (SP2)	Full
Server2	X86	32-bit Windows Server 2008 Service Pack 2 (SP2)	Server Core
Server3	x64	64-bit Windows Server 2008 R2	Full

Your company plans to standardize all of the servers on Windows Server 8. You need to recommend an upgrade path for each server.

The solution must meet the following requirements:

- Upgrade the existing operating system whenever possible.
- Minimize hardware purchases.

Which upgrade path should you recommend for each server?

To answer, drag the appropriate upgrade path to each server in the answer area. Each upgrade path may be used once, more than once, or not at all.

Select and Place:

Answer Area	
Server1	
Server2	
Server3	

Clean installation on new hardware

Clean installation on existing hardware

Upgrade on existing hardware

Correct Answer:

Answer Area	
Server1	Clean installation on new hardware
Server2	Clean installation on new hardware
Server3	Upgrade on existing hardware

Clean installation on new hardware

Clean installation on existing hardware

Upgrade on existing hardware

Section: [none]

Explanation

Explanation/Reference:

Testlet 1

Topic 2, Configure servers

Configure Server Core; delegate administration; add and remove features in offline images; deploy roles on remote servers; convert Server Core to/from full GUI; configure services; configure NIC teaming

QUESTION 1

You have a server named Server1 that runs Windows Server 2012 R2.

You need to remove Windows Explorer, Windows Internet Explorer, and all related components and files from Server1.

What should you run on Server1?

- A. Uninstall-WindowsFeature Server-Gui-Mgmt-Infra Remove
- B. Uninstall-WindowsFeature Server-Gui-Shell Remove
- C. `msiexec.exe /uninstall iexplore.exe /x`
- D. `msiexec.exe /uninstall explorer.exe /x`

Correct Answer: B

Section: [none]

Explanation

Explanation/Reference:

QUESTION 2

You perform a Server Core Installation of Windows Server 2012 R2 on a server named Server1.

You need to add a graphical user interface (GUI) to Server1.

Which tool should you use?

- A. The `setup.exe` command
- B. The `dism.exe` command
- C. The `imagex.exe` command
- D. The `Add-WindowsPackage` cmdlet

Correct Answer: B

Section: [none]

Explanation

Explanation/Reference:

QUESTION 3

You have a server named Server1 that runs Windows Server 2012 R2. Server1 has five network adapters. Three of the network adapters are connected to a network named LAN1. The two other network adapters are connected to a network named LAN2.

You need to create a network adapter team from the three network adapters connected to LAN 1.

Which tool should you use?

- A. Routing and Remote Access
- B. Network and Sharing Center
- C. Server Manager
- D. Network Load Balancing Manager

Correct Answer: C

Section: [none]

Explanation

Explanation/Reference:

QUESTION 4

Your company's security policy states that all of the servers deployed to a branch office must not have the graphical user interface (GUI) installed.

In a branch office, a support technician installs a server with a GUI installation of Windows Server 2012 R2 on a new server, and then configures the server as a DHCP server.

You need to ensure that the new server meets the security policy. You want to achieve this goal by using the minimum amount of Administrative effort.

What should you do?

- A. Reinstall Windows Server 2012 R2 on the server.
- B. From Windows PowerShell, run `Uninstall-WindowsFeature Desktop-Experience`.
- C. From Windows PowerShell, run `Uninstall-WindowsFeature PowerShell-ISE`.
- D. From Server Manager, uninstall the User Interfaces and Infrastructure feature.

Correct Answer: D

Section: [none]

Explanation

Explanation/Reference:

QUESTION 5

You have a server named Server1 that has a Server Core installation of Windows Server 2008 R2.

Server1 has the DHCP Server server role and the File Server server role installed. You need to upgrade Server1 to Windows Server 8 with the graphical user interface (GUI).

The solution must meet the following requirements:

- Preserve the server roles and their configurations.
- Minimize Administrative effort.

What should you do?

- A. On Server1, run `setup.exe` from the Windows Server 8 installation media and select Server with a GUI.
- B. Start Server1 from the Windows Server 8 installation media and select Server Core Installation. When the installation is complete, add the Server Graphical Shell feature.
- C. Start Server1 from the Windows Server 8 installation media and select Server with a GUI.
- D. On Server1, run `setup.exe` from the Windows Server 8 installation media and select Server Core Installation. When the installation is complete, add the Server Graphical Shell feature.

Correct Answer: D

Section: [none]

Explanation

Explanation/Reference:

QUESTION 6

Your network contains two servers named Server1 and Server2 that run Windows Server 2012 R2.

You need to install the Remote Desktop Services server role on Server2 remotely from Server1.

Which tool should you use?

- A. The dsadd.exe command
- B. The Server Manager console
- C. The Remote Desktop Gateway Manager console
- D. The Install-RemoteAccess cmdlet

Correct Answer: B

Section: [none]

Explanation

Explanation/Reference:

QUESTION 7

You have a server named Server1 that runs a full installation of Windows Server 2012 R2.

You need to uninstall the graphical user interface (GUI) on Server1. You must achieve this goal by using the minimum amount of Administrative effort.

What should you do?

- A. Reinstall Windows Server 2012 R2 on the server.
- B. From Server Manager, uninstall the User Interfaces and Infrastructure feature.
- C. From Windows PowerShell, run Uninstall-WindowsFeature PowerShell-ISE.
- D. From Windows PowerShell, run Uninstall-WindowsFeature Desktop-Experience.

Correct Answer: B

Section: [none]

Explanation

Explanation/Reference:

QUESTION 8

You perform a Server Core Installation of Windows Server 2012 R2 on a server named Server1.

You need to add a graphical user interface (GUI) to Server1.

Which tool should you use?

- A. the dism.exe command
- B. the Add-WindowsFeature cmdlet
- C. the imagex.exe command
- D. the setup.exe command
- E. the ocsetup.exe command
- F. the Add-WindowsPackage cmdlet
- G. the Install-Module cmdlet
- H. the Install-RoleService cmdlet

Correct Answer: AB

Section: [none]

Explanation

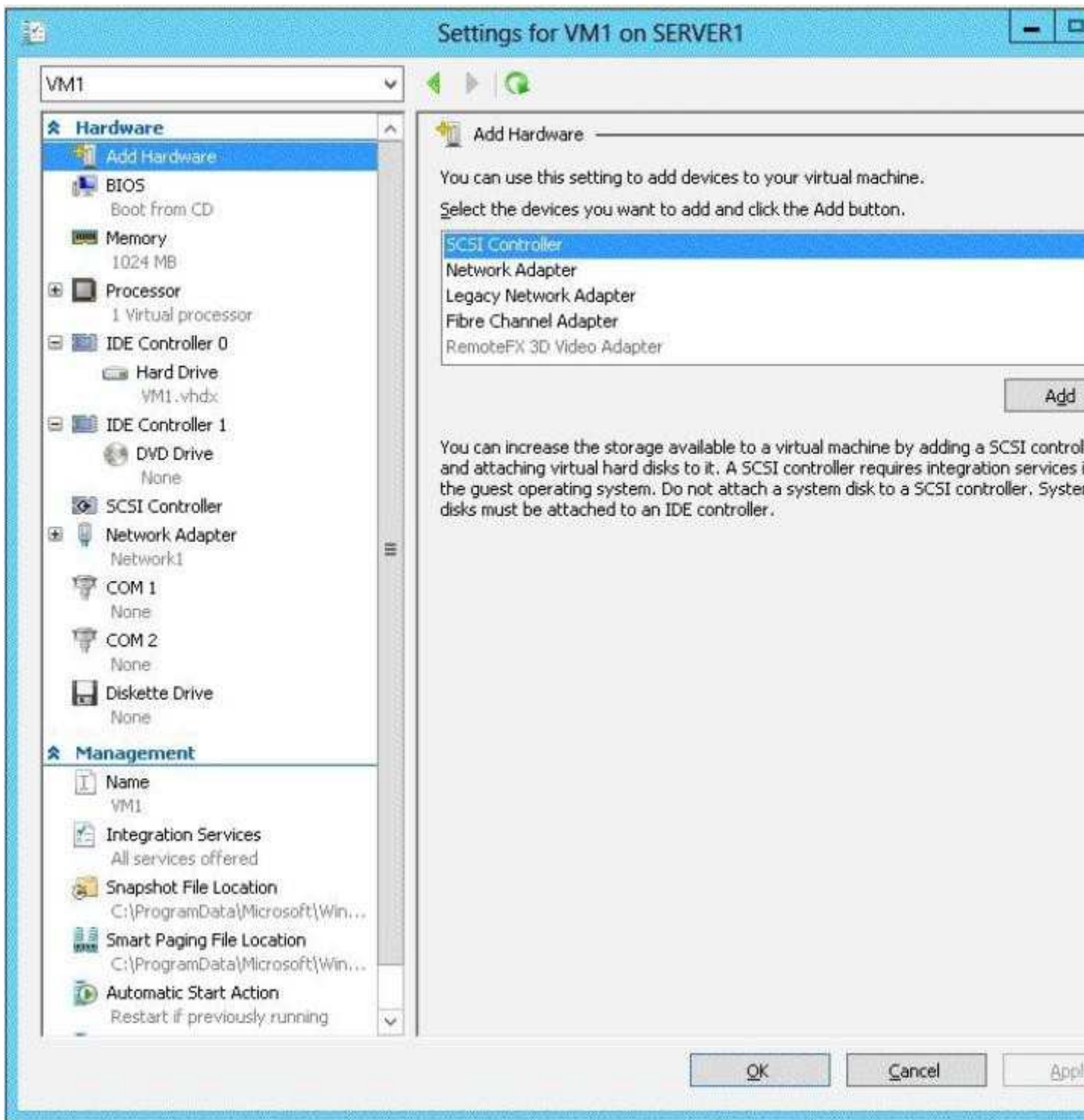
Explanation/Reference:

QUESTION 9

Your network contains an Active Directory domain named contoso.com. The domain contains a server named Server1. Server1 runs Windows Server 2012 R2 and has the Hyper-V server role installed.

On Server1, you create a virtual machine named VM1.

When you try to add a RemoteFX 3D Video Adapter to VM1, you discover that the option is unavailable as shown in the following exhibit. (Click the Exhibit button.)



You need to add the RemoteFX 3D Video Adapter to VM1.

What should you do first?

- A. On Server1, install the Media Foundation feature.
- B. On Server1, install the Remote Desktop Visualization Host (RD Visualization Host) role service.
- C. On Server1, run the Enable-VMRemoteFxPhysicalVideoAdapter cmdlet.

D. On Server1, run the Add-VMRemoteFx3dVideoAdapter cmdlet.

Correct Answer: B

Section: [none]

Explanation

Explanation/Reference:

QUESTION 10

You perform a Server Core Installation of Windows Server 2012 R2 on a server named Server1.

You need to add a graphical user interface (GUI) to Server1.

Which tool should you use?

- A. The Add-WindowsPackage cmdlet
- B. The ocsetup.exe command
- C. The Add-WindowsFeature cmdlet
- D. The Install-RoleService cmdlet

Correct Answer: C

Section: [none]

Explanation

Explanation/Reference:

QUESTION 11

You have a server named Server1 that runs a Server Core Installation of Windows Server 2012 R2 Datacenter.

You have a WIM file that contains the four images of Windows Server 2012 R2 as shown in the Images exhibit. (Click the Exhibit button.)

```
Administrator: Windows PowerShell
PS C:\> dism /get-imageinfo /imagefile:d:\sources\install.wim

Deployment Image Servicing and Management tool
Version: 6.3.9600.16384

Details for image : d:\sources\install.wim

Index : 1
Name : Windows Server 2012 R2 SERVERSTANDARDCORE
Description : Windows Server 2012 R2 SERVERSTANDARDCORE
Size : 6,836,711,203 bytes

Index : 2
Name : Windows Server 2012 R2 SERVERSTANDARD
Description : Windows Server 2012 R2 SERVERSTANDARD
Size : 11,676,579,164 bytes

Index : 3
Name : Windows Server 2012 R2 SERVERDATACENTERCORE
Description : Windows Server 2012 R2 SERVERDATACENTERCORE
Size : 6,837,191,915 bytes

Index : 4
Name : Windows Server 2012 R2 SERVERDATACENTER
Description : Windows Server 2012 R2 SERVERDATACENTER
Size : 11,676,661,826 bytes

The operation completed successfully.
PS C:\> _
```

You review the installed features on Server1 as shown in the Features exhibit. (Click the Exhibit button.)

```
Administrator: C:\Windows\system32\cmd.exe - powershell

[ ] Telnet Server
[ ] IFTP Client
[X] User Interfaces and Infrastructure
    [ ] Graphical Management Tools and Infrastructure
    [ ] Desktop Experience
    [ ] Server Graphical Shell
[ ] Windows Biometric Framework
[ ] Windows Feedback Forwarder
[ ] Windows Identity Foundation 3.5
```

Feature Name	Feature ID
Telnet Server	Telnet-Server
IFTP Client	IFIP-Client
User Interfaces and Infrastructure	User-Interfaces-Infra
Graphical Management Tools and Infrastructure	Server-Gui-Mgmt-Infra
Desktop Experience	Desktop-Experience
Server Graphical Shell	Server-Gui-Shell
Windows Biometric Framework	Biometric-Framework
Windows Feedback Forwarder	WFF
Windows Identity Foundation 3.5	Windows-Identity-Fou...

You need to install the Server Graphical Shell feature on Server1. Which two possible sources can you use to achieve this goal? (Each correct answer presents a complete solution. Choose two.)

- A. Index 1
- B. Index 2
- C. Index 3
- D. Index 4

Correct Answer: BD

Section: [none]

Explanation

Explanation/Reference:

QUESTION 12

You perform a Server Core Installation of Windows Server 2012 R2 on a server named Server1.

You need to add a graphical user interface (GUI) to Server1.

Which tool should you use?

- A. the setup.exe command
- B. the dism.exe command
- C. the Install-RoleService cmdlet
- D. the Install-Module cmdlet

Correct Answer: B

Section: [none]

Explanation

Explanation/Reference:

QUESTION 13

You have a server named Server1 that runs a Server Core installation of Windows Server 2012 R2 Standard.

You establish a Remote Desktop session to Server1.

You need to identify which task can be performed on Server1 from within the Remote Desktop session.

What should you identify?

- A. Modify the network settings by using Sconfig.
- B. Join a domain by using the System Properties.
- C. Disable services by using Msconfig.
- D. Install a feature by using Server Manager.

Correct Answer: A

Section: [none]

Explanation

Explanation/Reference:

QUESTION 14

Your network contains two servers named Server1 and Server2 that run Windows Server 2012 R2. Server1 and Server2 are part of a workgroup.

On Server1 and Server2, you create a local user account named Admin1. You add the account to the local Administrators group. On both servers, Admin1 has the same password.

You log on to Server1 as Admin1. You open Computer Management and you connect to Server2. When you attempt to create a scheduled task, view the event logs, and manage the shared folders, you receive Access Denied messages.

You need to ensure that you can administer Server2 remotely from Server1 by using Computer Management.

What should you configure on Server2?

- A. From Registry Editor, configure the LocalAccountTokenFilterPolicy registry value.
- B. From Local Users and Groups, modify the membership of the Remote Management Users group.
- C. From Server Manager, modify the Remote Management setting.

D. From Windows Firewall, modify the Windows Management Instrumentation (WMI) firewall rule.

Correct Answer: A

Section: [none]

Explanation

Explanation/Reference:

QUESTION 15

You have a server named Data1 that runs a Server Core Installation of Windows Server 2012 R2 Standard.

You need to configure Data1 to run a Server Core Installation of Windows Server 2012 R2 Enterprise.

You want to achieve this goal by using the minimum amount of administrative effort.

What should you perform?

- A. a clean installation of Windows Server 2012 R2
- B. an offline servicing by using Dism
- C. an online servicing by using Dism
- D. an upgrade installation of Windows Server 2012 R2

Correct Answer: C

Section: [none]

Explanation

Explanation/Reference:

QUESTION 16

Your network contains an Active Directory domain named contoso.com. The domain contains two servers named Server1 and Server2. Server1 and Server2 run a Server with a GUI installation of Windows Server 2012 R2.

You remove the Graphical Management Tools and Infrastructure feature on Server2.

You need to restart Server2.

What should you do? (To answer, drag the appropriate tools to the correct statements. Each tool may be used once, more than once, or not at all. You may need to drag the split bar between panes or scroll to view content.)

Select and Place:

The screenshot shows a 'Select and Place' interface. On the left, under the 'Tools' header, there are four yellow buttons: 'Netsh', 'Power Options', 'Sconfig', and 'Server Manager'. On the right, under the 'Answer Area' header, there are two statements. The first statement is 'You can restart Server2 locally by using' followed by a light blue box labeled 'Tool'. The second statement is 'You can restart Server2 from Server1 by using' followed by a light blue box labeled 'Tool'.

Correct Answer:

Tools	Answer Area
Netsh	You can restart Server2 locally by using Sconfig
Power Options	You can restart Server2 from Server1 by using Server Manager

Section: [none]

Explanation

Explanation/Reference:

QUESTION 17

You deploy a Server with a GUI installation of Windows Server 2012 R2 Datacenter.

From Windows PowerShell, you run the following command: Remove-WindowsFeature Server- Gui-Shell.

In the table below, identify which tools are available on Server1 and which tools are unavailable on Server1.

Make only one selection in each row. Each correct selection is worth one point.

Hot Area:

Tool	Available	Unavailable
File Explorer	<input type="radio"/>	<input type="radio"/>
Internet Explorer 10	<input type="radio"/>	<input type="radio"/>
Microsoft Management Console (MMC)	<input type="radio"/>	<input type="radio"/>
Server Manager	<input type="radio"/>	<input type="radio"/>

Correct Answer:

Tool	Available	Unavailable
File Explorer	<input type="radio"/>	<input type="radio"/>
Internet Explorer 10	<input type="radio"/>	<input type="radio"/>
Microsoft Management Console (MMC)	<input type="radio"/>	<input type="radio"/>
Server Manager	<input type="radio"/>	<input type="radio"/>

Section: [none]

Explanation

Explanation/Reference:

Explanation:

Tool	Available	Unavailable
File Explorer	<input type="radio"/>	<input checked="" type="radio"/>
Internet Explorer 10	<input type="radio"/>	<input checked="" type="radio"/>
Microsoft Management Console (MMC)	<input checked="" type="radio"/>	<input type="radio"/>
Server Manager	<input checked="" type="radio"/>	<input type="radio"/>

Testlet 1

Topic 3, Configure local storage

Design storage spaces; configure basic and dynamic disks; configure MBR and GPT disks; manage volumes; create and mount virtual hard disks (VHDs); configure storage pools and disk pools

QUESTION 1

You have a server named Server1 that runs Windows Server 2012 R2. Server1 has following storage spaces:

- Data
- Users
- Backups
- Primordial

You add an additional hard disk to Server1.

You need to identify which storage space contains the new hard disk.

Which storage space contains the new disk?

- A. Data
- B. Primordial
- C. Users
- D. Backups

Correct Answer: B

Section: [none]

Explanation

Explanation/Reference:

QUESTION 2

You have a server named Server1. Server1 runs Windows Server 2012 R2 and has the File and Storage Services server role installed.

You attach four 500-GB disks to Server1.

You need to configure the storage to meet the following requirements:

- Storage for an application named Application1 must be provided. Application1 requires 20 GB and will require a maximum of 800 GB in three years.
- Storage for an application named Application2 must be provided. Application2 requires 20 GB and will require a maximum of 900 GB in three years.
- The solution must provide the ability to dynamically add storage without requiring configuration changes to the applications.
- The storage must be available if a single disk fails.

Which two actions should you perform? (Each correct answer presents part of the solution. Choose two.)

- A. From File and Storage Services, create virtual disks by using fixed provisioning.
- B. From File and Storage Services, create a storage pool that uses all four disks.
- C. From Disk Management, create two new mirror volumes that use two disks each.
- D. From Disk Management, create a new RAID-5 volume that uses all four disks.
- E. From File and Storage Services, create virtual disks by using thin provisioning.

Correct Answer: AB

Section: [none]

Explanation

Explanation/Reference:

QUESTION 3

You have a server named Server 1. Server1 runs Windows Server 2012 R2.

Server1 has a thin provisioned disk named Disk1.

You need to expand Disk1.

Which two actions should you perform? (Each correct answer presents part of the solution. Choose two.)

- A. From File and Storage Services, extend Disk1.
- B. From File and Storage Services, add a physical disk to the storage pool.
- C. From Disk Management, extend the volume.
- D. From Disk Management, delete the volume, create a new volume, and then format the volume.
- E. From File and Storage Services, detach Disk1.

Correct Answer: AB

Section: [none]

Explanation

Explanation/Reference:

QUESTION 4

Your network contains an Active Directory domain named contoso.com. The domain contains a server named Server1. Server1 runs Windows Server 2012 R2.

You need to create 3-TB virtual hard disk (VHD) on Server1.

Which tool should you use?

- A. Server Manager
- B. Diskpart
- C. New-StoragePool
- D. New-VirtualDisk

Correct Answer: B

Section: [none]

Explanation

Explanation/Reference:

QUESTION 5

Your network contains an Active Directory domain named contoso.com. The domain contains a server named Server1. Server1 runs Windows Server 2012 R2.

You need to create 3-TB virtual hard disk (VHD) on Server1.

Which tool should you use?

- A. New-StoragePool
- B. New-VirtualDisk
- C. Diskpart
- D. Share and Storage Management

Correct Answer: C

Section: [none]

Explanation

Explanation/Reference:

QUESTION 6

Your network contains an Active Directory domain named contoso.com. The domain contains a server named Server1. Server1 runs Windows Server 2012 R2.

You need to create 3-TB virtual hard disk (VHD) on Server1.

Which tool should you use?

- A. New-StorageSubsytemVirtualDisk
- B. File Server Resource Manager (FSRM)
- C. Server Manager
- D. Disk Management

Correct Answer: D

Section: [none]

Explanation

Explanation/Reference:

QUESTION 7

Your network contains an Active Directory domain named contoso.com. The domain contains a server named Server1. Server1 runs Windows Server 2012 R2.

You need to create 3-TB virtual hard disk (VHD) on Server1.

Which tool should you use?

- A. File Server Resource Manager (FSRM)
- B. New-StoragePool
- C. Diskpart
- D. Share and Storage Management

Correct Answer: C

Section: [none]

Explanation

Explanation/Reference:

QUESTION 8

Your network contains an Active Directory domain named contoso.com. The domain contains a server named Server 1. Server1 runs Windows Server 2012 R2.

You need to create 3-TB virtual hard disk (VHD) on Server1.

Which tool should you use?

- A. New-StorageSubsytemVirtualDisk
- B. Share and Storage Management
- C. Computer Management
- D. File Server Resource Manager (FSRM)

Correct Answer: B

Section: [none]

Explanation

Explanation/Reference:

QUESTION 9

Your network contains an Active Directory domain named contoso.com. The domain contains a server named Server1. Server1 runs Windows Server 2012 R2. You need to create 3-TB virtual hard disk (VHD) on Server1.

Which tool should you use? Select two.

- A. Diskpart
- B. Server Manager
- C. Computer Management
- D. New-VirtualDisk
- E. Share and Storage Management
- F. File Server Resource Manager (FSRM)
- G. New-StorageSubsytemVirtualDisk
- H. New-StoragePool

Correct Answer: AE

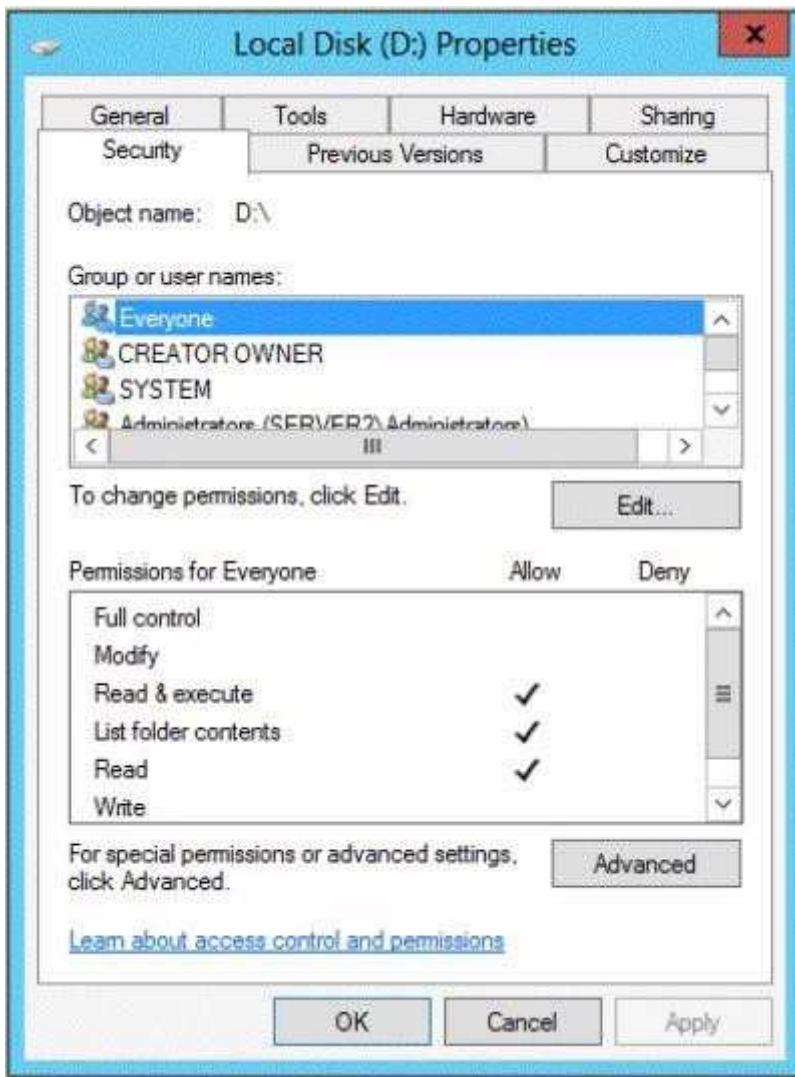
Section: [none]

Explanation

Explanation/Reference:

QUESTION 10

You have a server named Server1 that runs Windows Server 2012 R2. A network technician installs a new disk onServer1 and creates a new volume. The properties of the new volume in exhibit. (Click the Exhibit button.)



You need to ensure that you can restore files on volume D by using the Previous Versions tab.

What should you do first?

- A. Convert the disk to a dynamic disk.
- B. Format volume D.
- C. Install the File Server Resource Manager role service.
- D. Run the convert.exe command.

Correct Answer: B

Section: [none]

Explanation

Explanation/Reference:

QUESTION 11

You have a server named Server1 that runs Windows Server 2012 R2.

You plan to create a storage pool that will contain a new volume.

You need to create a new 600-GB volume by using thin provisioning. The new volume must use the parity layout.

What is the minimum number of 256-GB disks required for the storage pool?

- A. 2
- B. 3
- C. 4
- D. 5

Correct Answer: C

Section: [none]

Explanation

Explanation/Reference:

QUESTION 12

Your network contains an Active Directory domain named contoso.com. The domain contains a server named Server1. Server1 runs Windows Server 2012 R2.

You plan to create a shared folder. The shared folder will have a quota limit.

You discover that when you run the New Share Wizard, you cannot select the SMB Share - Advanced option.

You need to ensure that you can use SMB Share - Advanced to create the new share.

What should you do on Server1 before you run the New Share Wizard?

- A. Configure the Advanced system settings.
- B. Run the Install-WindowsFeaturecmdlet.
- C. Run the Set-SmbSharecmdlet.
- D. Install the Share and Storage Management tool.

Correct Answer: B

Section: [none]

Explanation

Explanation/Reference:

QUESTION 13

You have a server named Server1 that runs Windows Server 2012 R2.

You need to enable access-based enumeration for a file share on Server1.

Which tool should you use?

- A. File Server Resource Manager (FSRM)
- B. File Explorer
- C. Share and Storage Management
- D. Server Manager

Correct Answer: CD

Section: [none]

Explanation

Explanation/Reference:

QUESTION 14

You plan to deploy a file server to a temporary location.

The temporary location experiences intermittent power failures.

The file server will contain a dedicated volume for shared folders.

You need to create a volume for the shared folders. The solution must minimize the likelihood of file corruption if a power failure occurs.

Which file system should you use?

- A. ReFS
- B. NFS
- C. NTFS
- D. FAT32

Correct Answer: A

Section: [none]

Explanation

Explanation/Reference:

QUESTION 15

You have a server named Server1 that runs Windows Server 8.

You connect three new hard disks to Server1.

You need to create a storage space that contains the three disks.

The solution must meet the following requirements:

- Provide fault tolerance if a single disk fails.
- Maximize the amount of files that can be stored in the storage space.

What should you create?

- A. A simple space
- B. A spanned volume
- C. A mirrored space
- D. A parity space

Correct Answer: D

Section: [none]

Explanation

Explanation/Reference:

QUESTION 16

You have a server that runs Windows Server 2012 R2.

The server contains the disks configured as shown in the following table.

Disk name	Partition table type	Disk storage type	Unallocated disk space
Disk 0	GPT	Dynamic	2 TB
Disk 1	MBR	Basic	4 TB
Disk 2	GPT	Dynamic	4 TB
Disk 3	GPT	Dynamic	4 TB
Disk 4	MBR	Basic	2 TB

You need to create a volume that can store up to 3 TB of user files. The solution must ensure that the user files are available if one of the disks in the volume fails.

What should you create?

- A. a mirrored volume on Disk 1 and Disk 4
- B. a mirrored volume on Disk 2 and Disk 3
- C. a RAID-5 volume on Disk 1, Disk 2, and Disk 3
- D. a spanned volume on Disk 0 and Disk 4

Correct Answer: B

Section: [none]

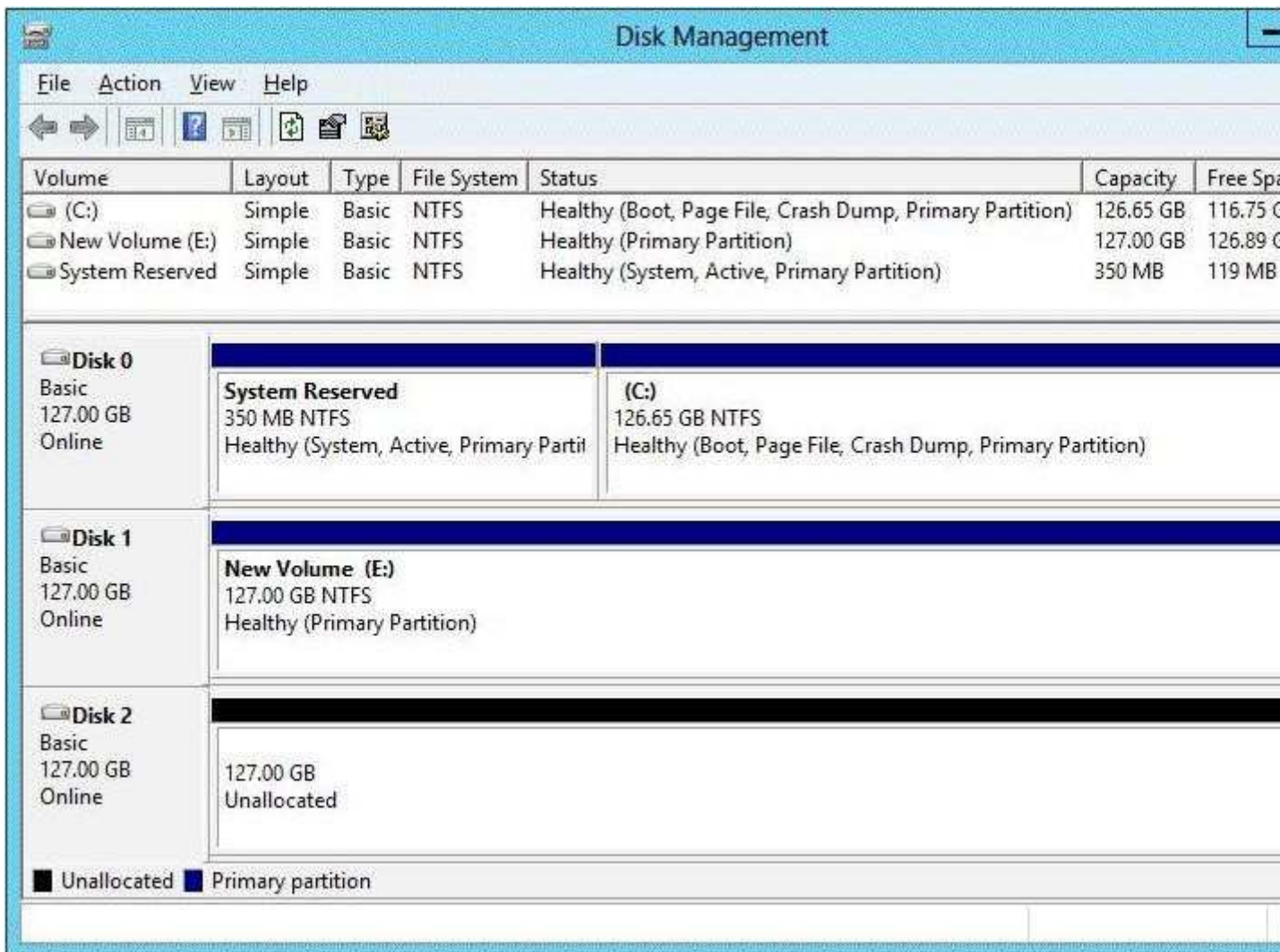
Explanation

Explanation/Reference:

QUESTION 17

You have a server that runs Windows Server 2012 R2.

The disks on the server are configured as shown in the exhibit. (Click the Exhibit button.)



You need to create a storage pool that contains Disk 1 and Disk 2.

What should you do first?

- A. Delete volume E
- B. Convert Disk 1 and Disk 2 to dynamic disks
- C. Convert Disk 1 and Disk 2 to GPT disks
- D. Create a volume on Disk 2

Correct Answer: A

Section: [none]

Explanation

Explanation/Reference:

QUESTION 18

You have a server named Server1 that runs Windows Server 2012 R2.

You add a 4-TB disk named Disk 5 to Server1.

You need to ensure that you can create a 3-TB volume on Disk 5.

What should you do?

- A. Create a storage pool.
- B. Convert the disk to a dynamic disk.
- C. Create a VHD, and then attach the VHD.
- D. Convert the disk to a GPT disk.

Correct Answer: D

Section: [none]

Explanation

Explanation/Reference:

QUESTION 19

You have a server that runs Windows Server 2012 R2. The server contains the disks configured as shown in the following table.

Disk name	Partition table type	Disk storage type	Unallocated disk space
Disk 0	GPT	Dynamic	2 TB
Disk 1	MBR	Basic	4 TB
Disk 2	GPT	Dynamic	4 TB
Disk 3	GPT	Dynamic	4 TB
Disk 4	MBR	Basic	2 TB

You need to create a volume that can store up to 3 TB of user files. The solution must ensure that the user files are available if one of the disks in the volume fails.

What should you create?

- A. a storage pool on Disk 2 and Disk 3
- B. a spanned volume on Disk 2 and Disk 3
- C. a mirrored volume on Disk 1 and Disk 3
- D. a mirrored volume on Disk 2 and Disk 3
- E. a RAID-5 volume on Disk 1, Disk 2, and Disk 3
- F. a storage pool on Disk 1 and Disk 3
- G. a spanned volume on Disk 0 and Disk 4
- H. a mirrored volume on Disk 1 and Disk 4

Correct Answer: D

Section: [none]

Explanation

Explanation/Reference:

QUESTION 20

You have a server that runs Windows Server 2012 R2.

The server contains the disks configured as shown in the following table.

Disk name	Partition table type	Disk storage type	Unallocated disk space
Disk 0	GPT	Dynamic	2 TB
Disk 1	MBR	Basic	4 TB
Disk 2	GPT	Dynamic	4 TB
Disk 3	GPT	Dynamic	4 TB
Disk 4	MBR	Basic	2 TB

You need to create a volume that can store up to 3 TB of user files. The solution must ensure that the user files are available if one of the disks in the volume fails.

What should you create?

- A. A mirrored volume on Disk 1 and Disk 4
- B. A storage pool on Disk 2 and Disk 3
- C. A storage pool on Disk 1 and Disk 3
- D. A mirrored volume on Disk 2 and Disk 3

Correct Answer: D

Section: [none]

Explanation

Explanation/Reference:

QUESTION 21

You have a server named Server1 that runs a Server Core Installation of Windows Server 2012 R2.

You attach a 4-TB disk to Server1. The disk is configured as an MBR disk. You need to ensure that you can create a 4-TB volume on the disk.

Which Diskpart command should you use?

- A. Automount
- B. Convert
- C. Expand
- D. Attach

Correct Answer: B

Section: [none]

Explanation

Explanation/Reference:

QUESTION 22

You have a server that runs Windows Server 2012 R2.

The server contains the disks configured as shown in the following table.

Disk name	Partition table type	Disk storage type	Unallocated disk space
Disk 0	GPT	Dynamic	2 TB
Disk 1	MBR	Basic	4 TB
Disk 2	GPT	Dynamic	4 TB
Disk 3	GPT	Dynamic	4 TB
Disk 4	MBR	Basic	2 TB

You need to create a volume that can store up to 3 TB of user files. The solution must ensure that the user files are available if one of the disks in the volume fails. What should you create?

- A. A RAID-5 volume on Disk 1, Disk 2, and Disk 3
- B. A storage pool on Disk 2 and Disk 3
- C. A mirrored volume on Disk 1 and Disk 4
- D. A mirrored volume on Disk 1 and Disk 3

Correct Answer: A

Section: [none]

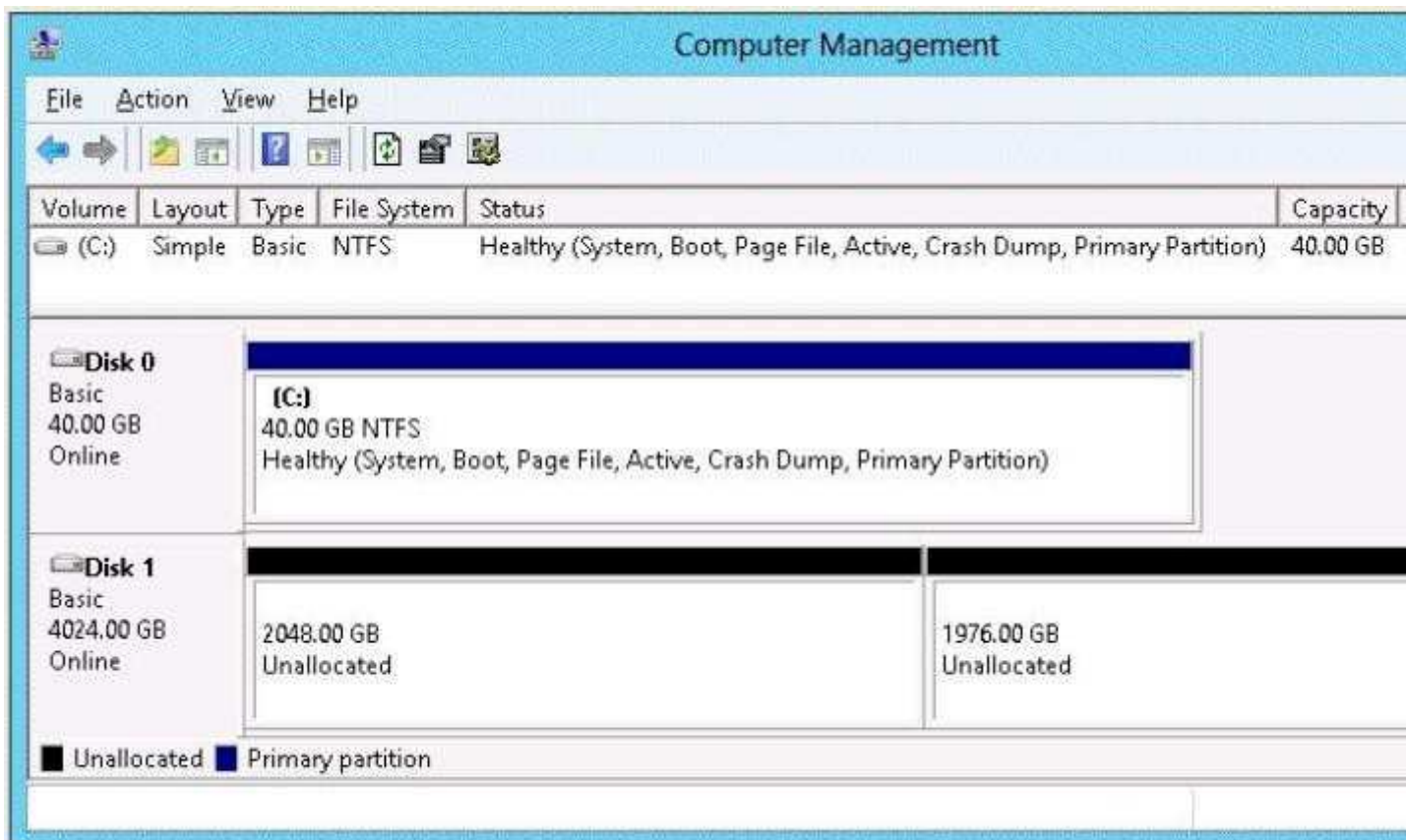
Explanation

Explanation/Reference:

QUESTION 23

You have a server named Server1 that runs Windows Server 2012 R2.

On Server1, you open Computer Management as shown in the exhibit. (Click the Exhibit button.)



You need to ensure that you can create a 3-TB volume on Disk 1.

What should you do first?

- A. Create a storage pool.
- B. Convert the disk to a GPT disk.
- C. Create a VHD, and then attach the VHD.
- D. Convert the disk to a dynamic disk.

Correct Answer: B

Section: [none]

Explanation

Explanation/Reference:

QUESTION 24

You have a server that runs Windows Server 2012 R2.

You need to create a volume that will remain online if two disks in the volume fail. The solution must minimize the number of disks used to create the volume.

Which three actions should you perform in sequence? (To answer, move the appropriate three actions from the list of actions to the answer area and arrange them in the correct order.)

Select and Place:

Actions	Answer Area
Add five physical disks.	
Create a storage space and set the disk allocation of one of the disks to Hot Spare .	
Create a virtual disk.	
Create a storage space by using the default disk allocation.	
Add three physical disks.	

Correct Answer:

Actions	Answer Area
	Create a virtual disk.
Create a storage space and set the disk allocation of one of the disks to Hot Spare .	Add five physical disks.
	Create a storage space by using the default allocation.
Add three physical disks.	

Section: [none]

Explanation

Explanation/Reference:

Explanation:

Box 1: Create a virtual disk.

Box 2: Add five physical disks.

Box 3: Create a storage space by using the default disk allocation.

Testlet 1

Topic 4, Configure file and share access

Create and configure shares; configure share permissions; configure offline files; configure NTFS permissions; configure access-based enumeration (ABE); configure Volume Shadow Copy Service (VSS); configure NTFS quotas

QUESTION 1

Your network contains a file server named Server1 that runs Windows Server 2012 R2. All client computers run Windows 8.

Server1 contains a folder named Folder1. Folder1 contains the installation files for the company's desktop applications.

A network technician shares Folder1 as Share 1.

You need to ensure that the share for Folder1 is not visible when users browse the network.

What should you do?

- A. From the properties of Folder1, deny the List Folder Contents permission for the Everyone group.
- B. From the properties of Folder1, remove Share1, and then share Folder1 as Share1\$.
- C. From the properties of Folder1, configure the hidden attribute.
- D. From the properties of Share1, configure access-based enumeration.

Correct Answer: B

Section: [none]

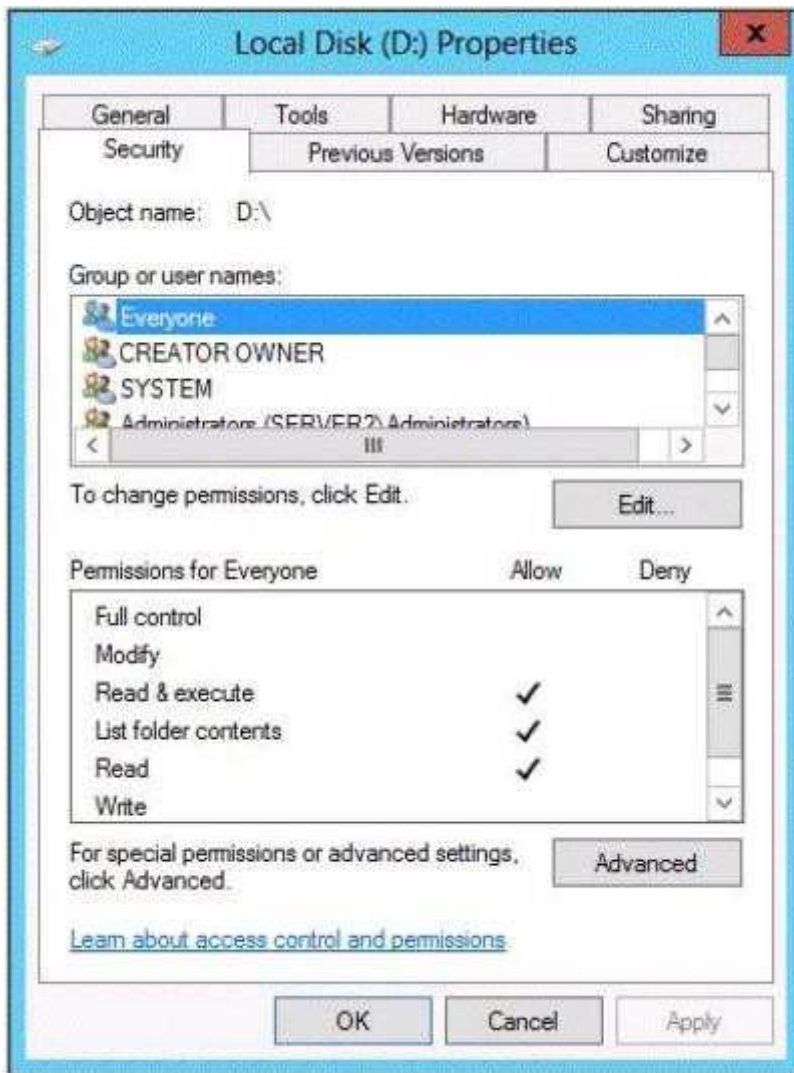
Explanation

Explanation/Reference:

QUESTION 2

You have a server named Server1 that runs Windows Server 2012 R2.

A network technician installs a new disk on Server1 and creates a new volume. The properties of the new volume are shown in the exhibit. (Click the Exhibit button.)



You need to ensure that you can enable NTFS disk quotas for volume D.

What should you do first?

- A. Install the File Server Resource Manager role service.
- B. Format volume D.
- C. Run the convert.exe command.
- D. Convert the disk to a dynamic disk.

Correct Answer: B

Section: [none]

Explanation

Explanation/Reference:

QUESTION 3

Your network contains an Active Directory domain named contoso.com. The domain contains a server named Server1. Server1 runs Windows Server 2012 R2.

You plan to create a shared folder. The shared folder will have a quota limit.

You discover that when you run the New Share Wizard, you cannot select the SMB Share - Advanced option.

You need to ensure that you can use SMB Share - Advanced to create the new share.

What should you do on Server1 before you run the New Share Wizard?

- A. Run the Set-SmbSharecmdlet.
- B. Install the File Server Resource Manager role service.
- C. Configure Dynamic Access Control and Apply a central access policy.
- D. Configure the Advanced system settings.

Correct Answer: B

Section: [none]

Explanation

Explanation/Reference:

QUESTION 4

Your network contains an Active Directory domain named contoso.com. All servers run either Windows Server 2008 R2 or Windows Server 2012. All client computers run either Windows 7 or Windows 8.

The domain contains a member server named Server1 that runs Windows Server 2012 R2. Server1 has the File and Storage Services server role installed.

On Server1, you create a share named Share1.

You need to ensure that users can use Previous Versions to restore the files in Share1.

What should you configure on Server1?

- A. The Shadow Copies settings
- B. A Windows Server Backup schedule
- C. A data recovery agent
- D. The Recycle Bin properties

Correct Answer: A

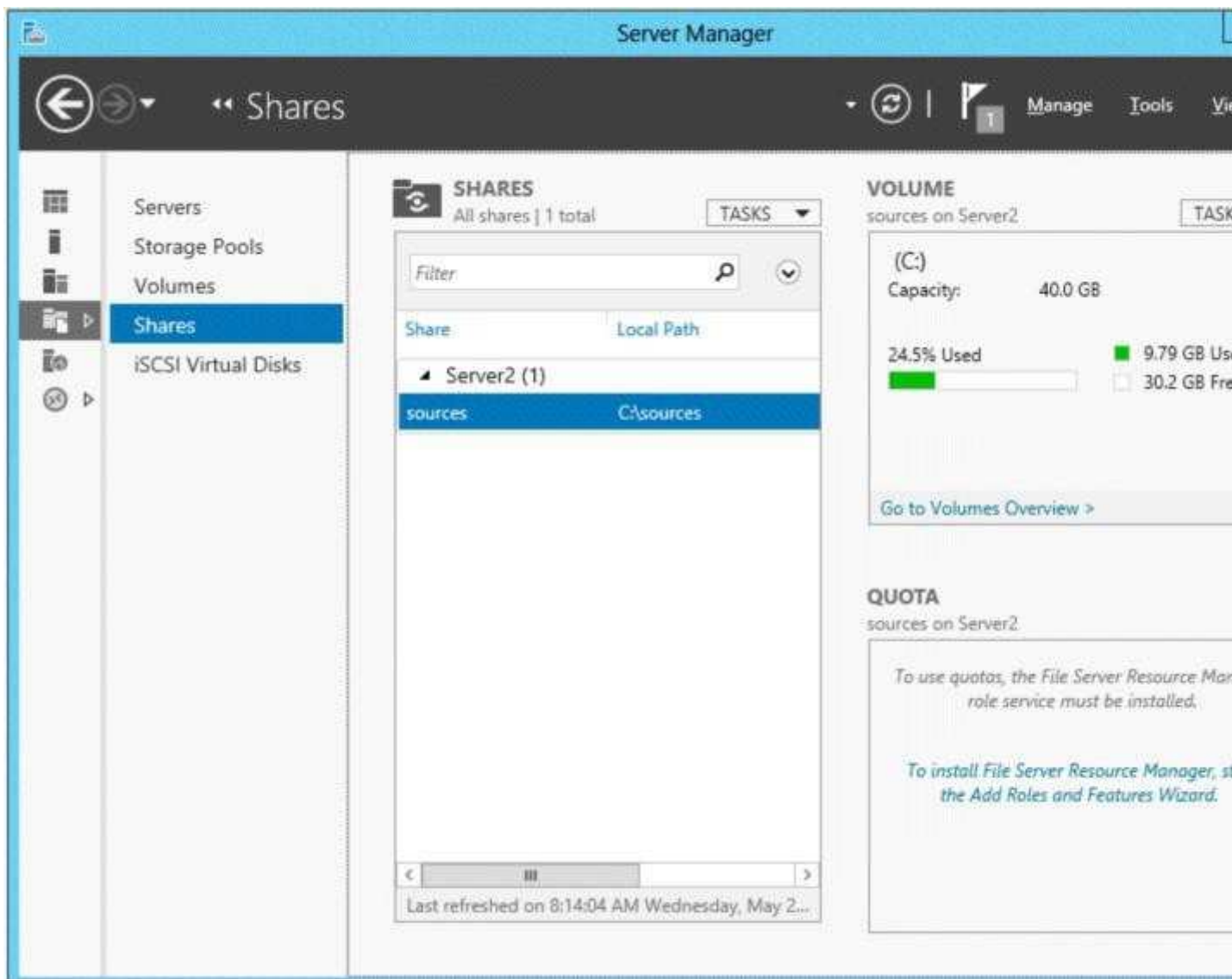
Section: [none]

Explanation

Explanation/Reference:

QUESTION 5

You have a server named Server2 that runs Windows Server 2012 R2. You open Server Manager on Server2 as shown in the exhibit. (Click the Exhibit button.)



The Everyone group has read share permission and read NTFS permission to Sources.

You need to ensure that when users browse the network, the Sources share is not visible.

What should you do?

- A. From the properties of the Sources folder, remove the Sources share, and then share the Sources folder as Sources\$.
- B. From the properties of the Sources folder, deny the List Folder Contents permission for the Everyone group.
- C. From the properties of the Sources share, configure access-based enumeration.
- D. From the properties of the Sources folder, configure the hidden attribute.

Correct Answer: A

Section: [none]

Explanation

Explanation/Reference:

QUESTION 6

Your network contains an Active Directory domain named contoso.com. All servers run Windows Server 2012 R2. The domain contains a member server named Server1. Server1 has the File Server server role installed.

On Server1, you create a share named Documents. The Documents share will contain the files and folders of all users.

You need to ensure that when the users connect to Documents, they only see the files to which they have access.

What should you do?

- A. Modify the NTFS permissions.
- B. Modify the Share permissions.
- C. Enable access-based enumeration.
- D. Configure Dynamic Access Control.

Correct Answer: C

Section: [none]

Explanation

Explanation/Reference:

QUESTION 7

You have a file server named Server1 that runs Windows Server 2012 R2. Server1 contains a folder named Folder1.

You share Folder1 as Share1 by using Advanced Sharing. Access-based enumeration is enabled. Share1 contains an application named Appl.exe.

You configure the NTFS permissions on Folder1 as shown in the following table.

Group name	NTFS permission
Group1	Read & Execute
Group2	Read & Execute, Write

The members of Group2 report that they cannot make changes to the files in Share1. The members of Group1 and Group2 run Appl.exe successfully.

You need to ensure that the members of Group2 can edit the files in Share1.

What should you do?

- A. Edit the Share permissions.



<http://www.gratisexam.com/>

- B. Disable access-based enumeration.
- C. Replace the NTFS permissions on all of the child objects.
- D. Edit the NTFS permissions.

Correct Answer: A

Section: [none]

Explanation

Explanation/Reference:

QUESTION 8

You have a server named Server1. Server1 runs Windows Server 2012 R2 and is located in a perimeter network.

You need to configure a custom connection security rule on Server1. The rule must encrypt network communications across the Internet to a computer at another company.

Which authentication method should you configure in the connection security rule?

- A. Advanced
- B. User (Kerberos V5)
- C. Computer (Kerberos V5)
- D. Computer and user (Kerberos V5)
- E. Default

Correct Answer: A

Section: [none]

Explanation

Explanation/Reference:

QUESTION 9

You have a file server named File1 that runs Windows Server 2012 R2. File1 contains a shared folder named Share1. Share1 contains an Application named SalesApp1.exe.

The NTFS permissions for Share1 are shown in the following table.

Group name	NTFS permission
L_Sales	Read & Execute, Write
Domain Users	Read & Execute

The members of L_Sales discover that they cannot add files to Share1.

Domain users can run SalesApp1.exe successfully.

You need to ensure that the members of L_Sales can add files to Share1.

What should you do?

- A. Add the Domain Users group to L_Sales.
- B. Add L_Sales to the Domain Users group.
- C. Edit the Share permissions.
- D. Edit the NTFS permissions.

Correct Answer: D

Section: [none]

Explanation

Explanation/Reference:

QUESTION 10

You have a server named Server1 that runs Windows Server 2012 R2.

You need to create a new volume on Server1. The new volume must have the following configurations:

- Be stored on a new virtual hard disk

- Be assigned the drive letter G
- Have the NTFS file system

In which order should you run the Diskpart commands?

To answer, move all the Diskpart commands from the list of commands to the answer area and arrange them in the correct order.

Select and Place:

Diskpart Commands	Answer Area
create vdisk	
attach vdisk	
assign	
format	
create partition	

Correct Answer:

Diskpart Commands	Answer Area
	create vdisk
	attach vdisk
	create partition
	assign
	format

Section: [none]

Explanation

Explanation/Reference:

Explanation:

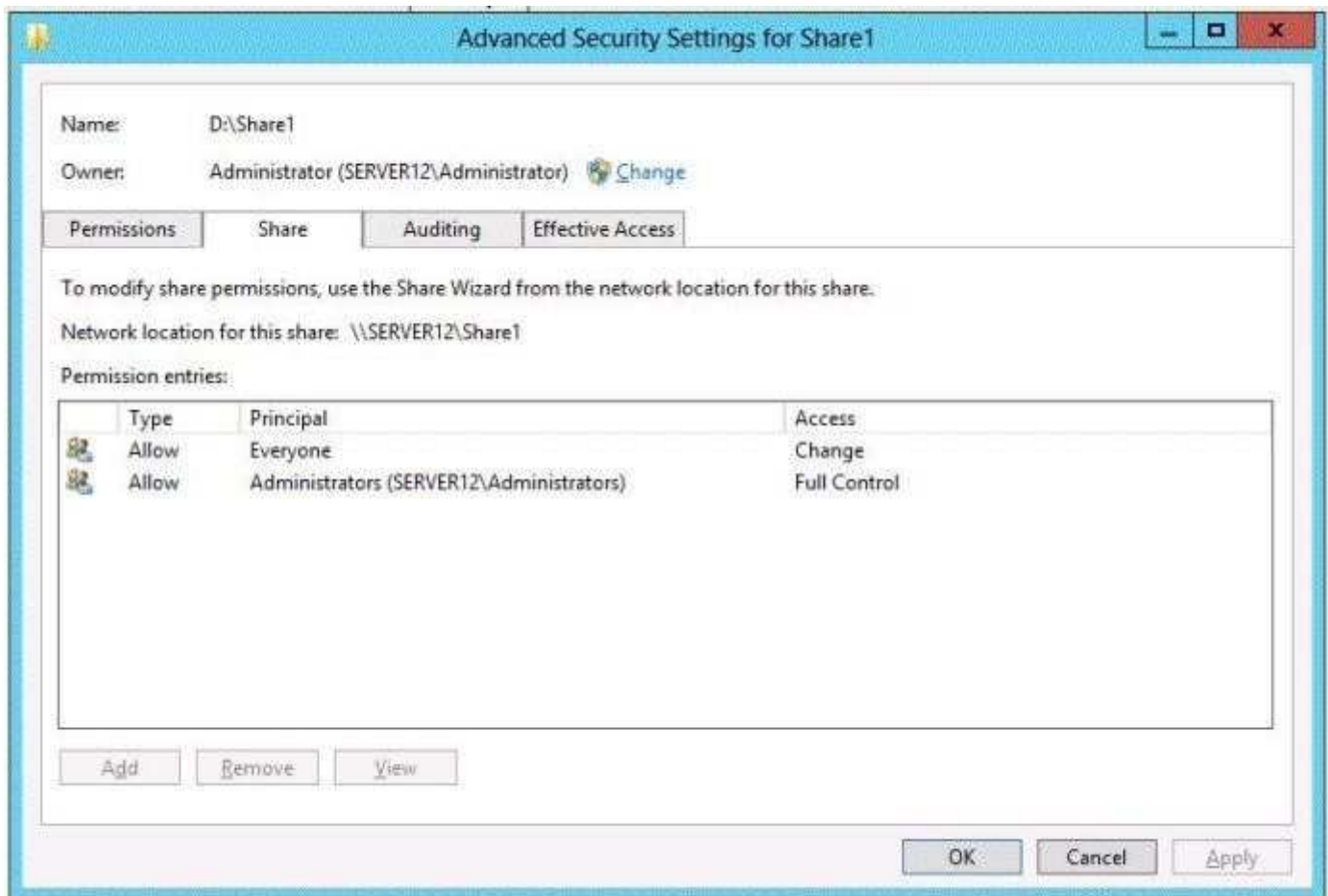
- Box 1: create vdisk
- Box 2: attach vdisk
- Box 3: create partition
- Box 4: assign
- Box 5: format

QUESTION 11

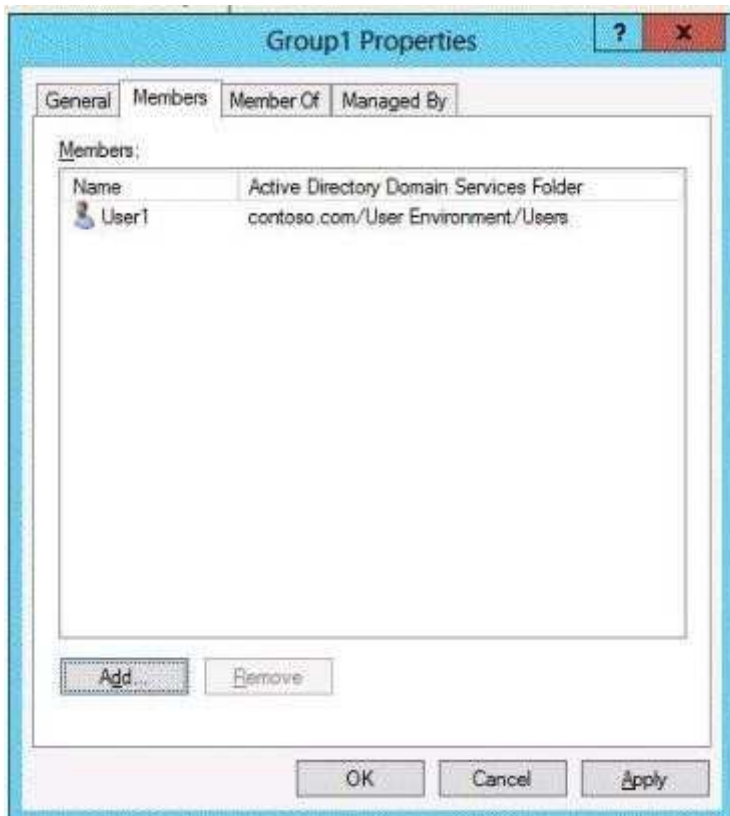
You have a shared folder named Share1. The folder permissions of Share1 are configured as shown in the Folder Permissions exhibit. (Click the Exhibit button.)



The Share permissions of Share1 are configured as shown in the Share Permissions exhibit. (Click the Exhibit button.)



You have a group named Group1. The members of Group1 are shown in the Group1 exhibit. (Click the Exhibit button.)



Select Yes if the statement can be shown to be true based on the available information; otherwise select No. Each correct selection is worth one point.

Hot Area:

	Yes	No
CONTOSO\User1 will be able to delete the files in Share1.	<input type="radio"/>	<input type="checkbox"/>
CONTOSO\User2 will be able to delete the files in Share1.	<input type="checkbox"/>	
CONTOSO\Administrator will be able to delete the files in Share1.	<input type="checkbox"/>	

Correct Answer:

	Yes	No
CONTOSO\User1 will be able to delete the files in Share1.	<input type="radio"/>	<input type="checkbox"/>
CONTOSO\User2 will be able to delete the files in Share1.	<input type="checkbox"/>	
CONTOSO\Administrator will be able to delete the files in Share1.	<input type="checkbox"/>	

Section: [none]

Explanation

Explanation/Reference:

Explanation:

	Yes	No
CONTOSO\User1 will be able to delete the files in Share1.	<input type="radio"/>	<input checked="" type="radio"/>
CONTOSO\User2 will be able to delete the files in Share1.	<input checked="" type="radio"/>	<input type="radio"/>
CONTOSO\Administrator will be able to delete the files in Share1.	<input checked="" type="radio"/>	<input type="radio"/>

QUESTION 12

You have a file server named Server1 that runs Windows Server 2012 R2. Server1 contains a folder named Folder1.

Group name	Folder permission	Share permission
Group1	Read and Write	Full Control
Group2	Read	Read
Group3	Read & Execute	Change

A user named User1 is a member of Group1 and Group2. A user named User2 is a member of Group2 and Group3.

You need to identify which actions the users can perform when they access the files in Share1.

What should you identify?

To answer, select the appropriate actions for each user in the answer area.

Hot Area:

Actions	User1	User2
Read the files.	<input type="checkbox"/>	<input type="checkbox"/>
Edit the contents of the files.	<input type="checkbox"/>	<input type="checkbox"/>
Delete files created by other users.	<input type="checkbox"/>	<input type="checkbox"/>
Modify the permissions on the files.	<input type="checkbox"/>	<input type="checkbox"/>
Run executable files.	<input type="checkbox"/>	<input type="checkbox"/>

Correct Answer:

Actions	User1	User2
Read the files.	<input type="checkbox"/>	<input type="checkbox"/>
Edit the contents of the files.	<input type="checkbox"/>	<input type="checkbox"/>
Delete files created by other users.	<input type="checkbox"/>	<input type="checkbox"/>
Modify the permissions on the files.	<input type="checkbox"/>	<input type="checkbox"/>
Run executable files.	<input type="checkbox"/>	<input type="checkbox"/>

Section: [none]

Explanation

Explanation/Reference:

Testlet 1

Topic 5, Configure print and document services

Configure the Easy Print print driver; configure Enterprise Print Management; configure drivers; configure printer pooling; configure print priorities; configure printer permissions

QUESTION 1

You have a server named Server1 that runs Windows Server 2012 R2. Server1 has the Print and Document Services server role installed.

Server1 is connected to two identical print devices.

You need to ensure that users can submit print jobs to the print devices. The solution must ensure that if one print device fails, the print jobs will print automatically on the other print device.

What should you do on Server1?

- A. Add two printers and configure the priority of each printer.
- B. Add one printer and configure printer pooling.
- C. Install the Network Load Balancing (NLB) feature, and then add one printer.
- D. Install the Failover Clustering feature, and then add one printer.

Correct Answer: B

Section: [none]

Explanation

Explanation/Reference:

QUESTION 2

Your network contains a server named Server1 that runs Windows Server 2012 R2. Server1 has the Print and Document Services server role installed.

You connect a new print device to the network. The marketing department and the sales department will use the print device.

You need to provide users from both departments with the ability to print to the network print device. The solution must ensure that if there are multiple documents queued to print, the documents from the sales users print before the documents from the marketing users.

What should you do on Server1?

- A. Add two printers. Modify the priorities of each printer and the security settings of each printer.
- B. Add two printers and configure printer pooling.
- C. Add one printer and configure printer pooling.
- D. Add one printer. Modify the printer priority and the security settings.

Correct Answer: A

Section: [none]

Explanation

Explanation/Reference:

QUESTION 3

Your network contains an Active Directory forest. The forest functional level is Windows Server 2012 R2. The forest contains a single domain.

The domain contains a member server named Server1. Server1 runs Windows Server 2012 R2.

You purchase a network scanner named Scanner1 that supports Web Services on Devices (WSD).

You need to share the network scanner on Server1.

Which server role should you install on Server1?

- A. Web Server (IIS)
- B. Fax Server
- C. File and Storage Services
- D. Print and Document Services

Correct Answer: D

Section: [none]

Explanation

Explanation/Reference:

QUESTION 4

Your network contains an Active Directory domain named contoso.com. The domain contains a server named Server1. Server1 runs Windows Server 2012 R2.

On Server1, you create a printer named Printer1. You share Printer1 and publish Printer1 in Active Directory.

You need to provide a group named Group1 with the ability to manage Printer1.

What should you do?

- A. From Print Management, configure the Sharing settings of Printer1.
- B. From Active Directory Users and Computers, configure the Security settings of Server1-Printer1.
- C. From Print Management, configure the Security settings of Printer1.
- D. From Print Management, configure the Advanced settings of Printer1.

Correct Answer: C

Section: [none]

Explanation

Explanation/Reference:

QUESTION 5

Your network contains an Active Directory domain named contoso.com. The domain contains a print server named Server1 that runs Windows Server 2012 R2. Server1 contains a local group named Group1.

You share a printer named Printer1 on Server1.

You need to configure Printer1 to meet the following requirements:

Ensure that the members of Group1, the Server Operators group, the Administrators group, and the Print Operators group can send print jobs to Printer1.

Prevent other users from sending print jobs to Printer1.

Which two actions should you perform? (Each correct answer presents part of the solution. Choose two.)

- A. Assign the Print permission to the Server Operators group
- B. Remove the permissions for the Creator Owner group.
- C. Remove the permissions for the Everyone group.
- D. Assign the Print permission to Group1.
- E. Assign the Print permission to the Administrators group.

Correct Answer: CD

Section: [none]

Explanation

Explanation/Reference:

QUESTION 6

Your network contains an Active Directory domain named contoso.com. The domain contains a server named Server1. Server1 runs Windows Server 2012 R2.

On Server1, you create a printer named Printer1. You share Printer1 and publish Printer1 in Active Directory.

You need to provide a group named Group1 with the ability to manage Printer1.

What should you do?

- A. From Devices and Printers, configure the Sharing settings of Printer1.
- B. From Print Management, configure the Sharing settings of Printer1.
- C. From Print Management, configure the Security settings of Printer1.
- D. From Devices and Printers, configure the Advanced settings of Printer1.

Correct Answer: C

Section: [none]

Explanation

Explanation/Reference:

QUESTION 7

You have a print server named Server1 that runs Windows Server 2012 R2.

You discover that when there are many pending print jobs, the system drive occasionally runs out of free space.

You add a new hard disk to Server1. You create a new NTFS volume.

You need to prevent the print jobs from consuming disk space on the system volume.

What should you modify?

- A. the properties of the Print Spooler service
- B. the Print Server Properties
- C. the properties of each shared printer
- D. the properties on the new volume

Correct Answer: B

Section: [none]

Explanation

Explanation/Reference:

QUESTION 8

Your network contains an Active Directory domain named contoso.com. The domain contains three member servers. The servers are configured as shown in the following table.

Server name	Operating system	Server role
Server1	Windows Server 2012 R2	Windows Deployment Services
Server2	Windows Server 2008 R2	Windows Server Update Services
Server3	Windows Server 2012 R2	Print and Document Services

All client computers run Windows 8. All client computers receive updates from Server2.

On Servers, you add a shared printer named Printer1. Printer1 uses a Type 4 driver that is not included in the Windows 8 installation media.

You need to ensure that when users connect to the printer for the first time, the printer driver is installed automatically on their client computer.

What should you do?

- A. From the Windows Deployment Services console on Server1, add the driver package for Printer1.
- B. From the Update Services console on Server2, import and approve updates.
- C. From Windows PowerShell on Server3, run the Add-PrinterDriver cmdlet.
- D. From the Print Management console on Server3, add additional drivers for Printer1.

Correct Answer: B

Section: [none]

Explanation

Explanation/Reference:

QUESTION 9

You have a network printer connected to print server. You need to be able to print if print server goes down. What should you chose?

- A. branch office direct printing
- B. printer pooling
- C. spooling
- D. Print forwarding

Correct Answer: A

Section: [none]

Explanation

Explanation/Reference:

QUESTION 10

You have a print server named Server1.

You install a printer on Server1. You share the printer as Printer1.

You need to configure Printer1 to be available only from 19:00 to 05:00 every day.

Which settings from the properties of Printer1 should you modify?

- A. Device Settings
- B. Advanced
- C. Security
- D. Ports
- E. Sharing

Correct Answer: B

Section: [none]

Explanation

Explanation/Reference:

QUESTION 11

You have a server named Server1 that has the Print and Document Services server role installed. You need to provide users with the ability to manage print jobs on Server1 by using a web browser.

What should you do?

- A. Start the Computer Browser service and set the service to start automatically.
- B. Install the LPD Service role service.
- C. Install the Internet Printing role service.
- D. Start the Printer Extensions and Notifications service and set the service to start automatically.

Correct Answer: C

Section: [none]

Explanation

Explanation/Reference:

QUESTION 12

Your network contains an Active Directory domain named contoso.com. The domain contains two servers named Server1 and Server2 that run Windows Server 2012 R2. Server1 has the Group Policy Management feature installed. Server2 has the Print and Document Services server role installed.

On Server2, you open Print Management and you deploy a printer named Printer1 by using a Group Policy object (GPO) named GPO1.

When you open GPO1 on Server1, you discover that the Deployed Printers node does not appear.

You need to view the Deployed Printers node in GPO1.

What should you do?

- A. On Server1, modify the Group Policy filtering options of GPO1.
- B. On a domain controller, create a Group Policy central store.
- C. On Server2, install the Group Policy Management feature.
- D. On Server1, configure the security filtering of GPO1.

Correct Answer: C

Section: [none]

Explanation

Explanation/Reference:

QUESTION 13

Your network contains an Active Directory domain named contoso.com. The domain contains a print server named Server1 that runs Windows Server 2012 R2.

You share several printers on Server1.

You need to ensure that you can view the printer objects associated to Server1 in Active Directory Users and Computers.

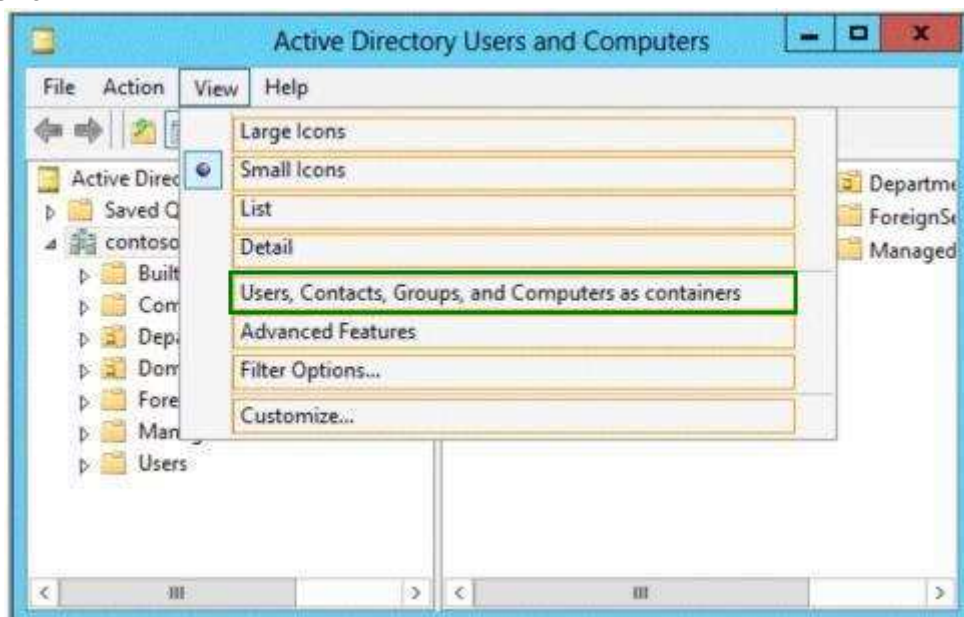
Which option should you select?

To answer, select the appropriate option in the answer area.

Point and Shoot:



Correct Answer:



Section: [none]

Explanation

Explanation/Reference:

Explanation:



QUESTION 14

Your network contains a server named Server1 that runs Windows Server 2012 R2. App1 has the Print and Document Services server role installed.

All client computers run Windows 8.

The network contains a network-attached print device named Printer1.

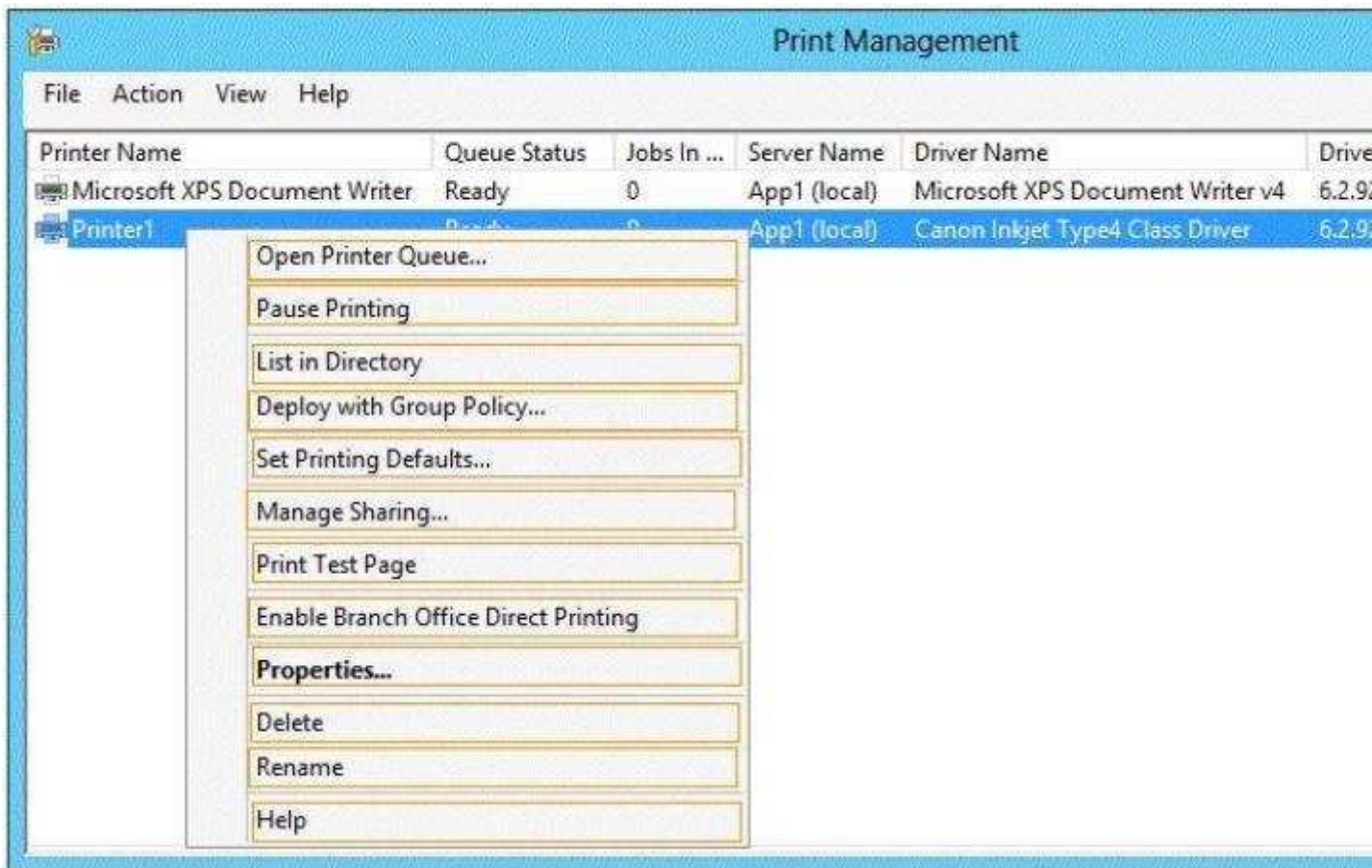
From App1, you share Printer1.

You need to ensure that users who have connected to Printer1 previously can print to Printer1 if App1 fails.

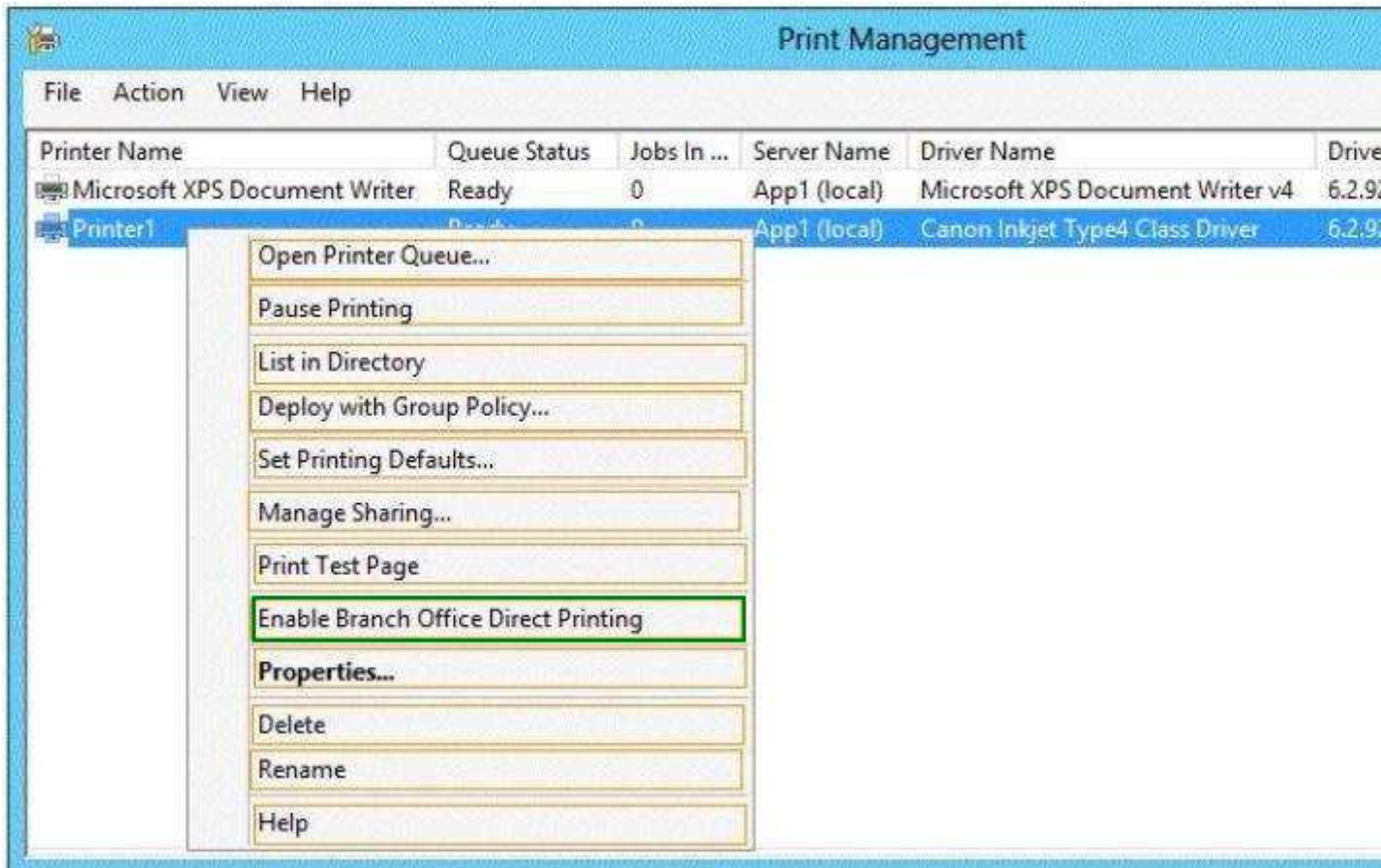
What should you configure?

To answer, select the appropriate option in the answer area.

Point and Shoot:



Correct Answer:

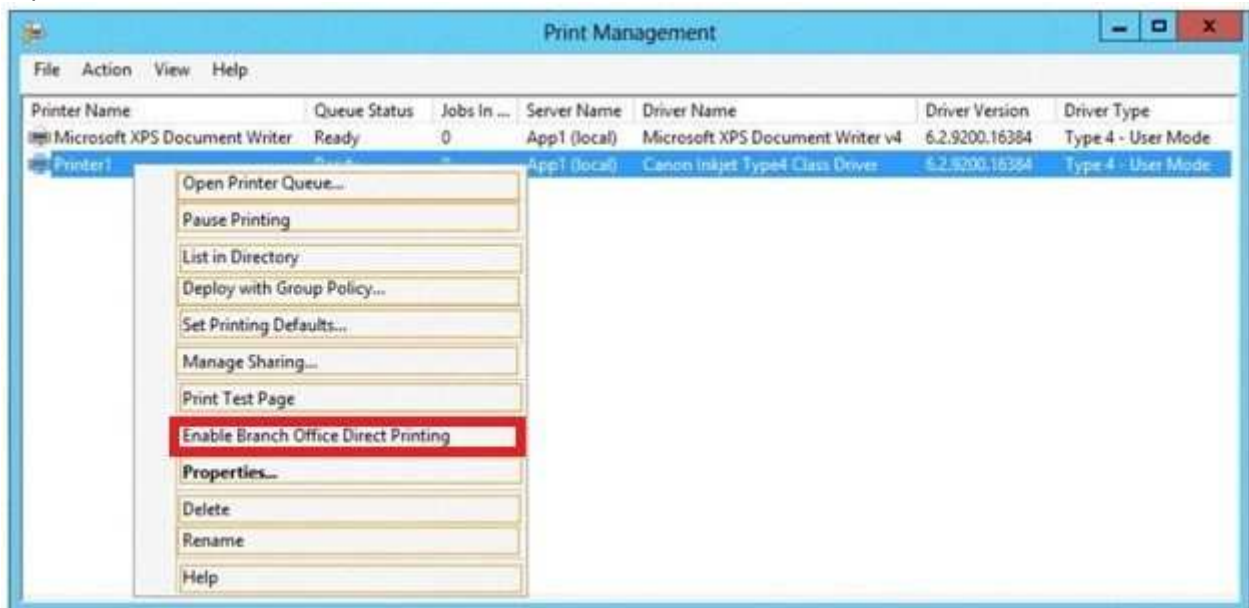


Section: [none]

Explanation

Explanation/Reference:

Explanation:



QUESTION 15

You have a print server named Server1. Server1 runs Windows Server 2008 R2. You have a file server named Server2. Server2 runs Windows Server 2012 R2.

You need to migrate all of the printers on Server1 to Server2.

Which actions should you perform on the servers?

Select and Place:

Actions	Answer Area
Run smigdeploy.exe .	Server1: Action
Run printbrm.exe -p all:org .	Server2: Action
Install the Print and Document Services feature.	Server2: Action
Install the Windows Server Migration Tools feature.	
From the Print Management console, import the printers.	
From the Print Management console, export the printers.	

Correct Answer:

Actions	Answer Area
Run smigdeploy.exe .	Server1 From the Print Management console, export the printers.
Run printbrm.exe -p all:org .	
	Server2 Install the Print and Document Services feature.
Install the Windows Server Migration Tools feature.	From the Print Management console, import the printers.

Section: [none]

Explanation

Explanation/Reference:

QUESTION 16

Your company has a main office and a sales office. The main office has 2,000 users. The sales office has 20 users. All client computers in the sales office run Windows 8.

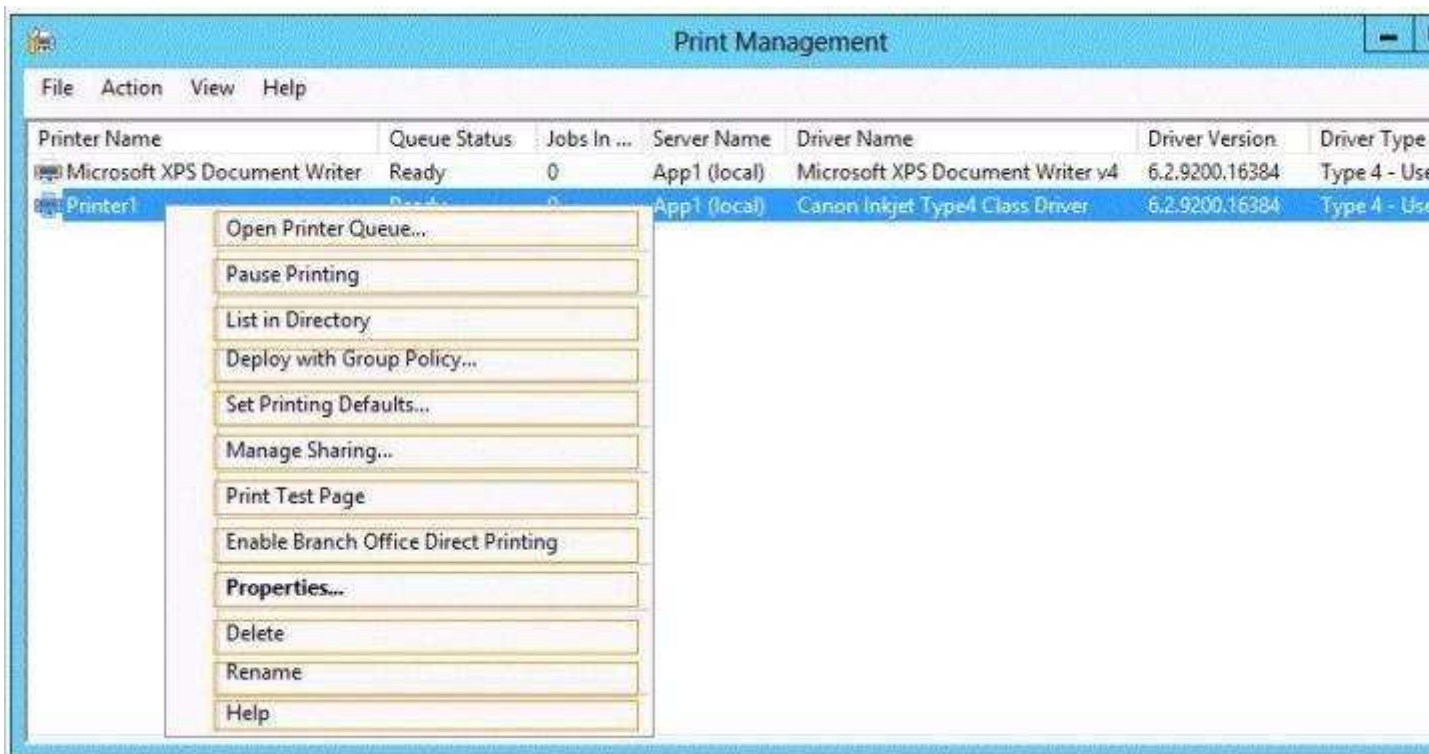
The sales office contains a print server named App1 that runs Windows Server 2012 R2. App1 has a shared printer named Printer1. Printer1 connects to a network-attached print device.

You plan to connect all of the users in the sales office to Printer1 on App1.

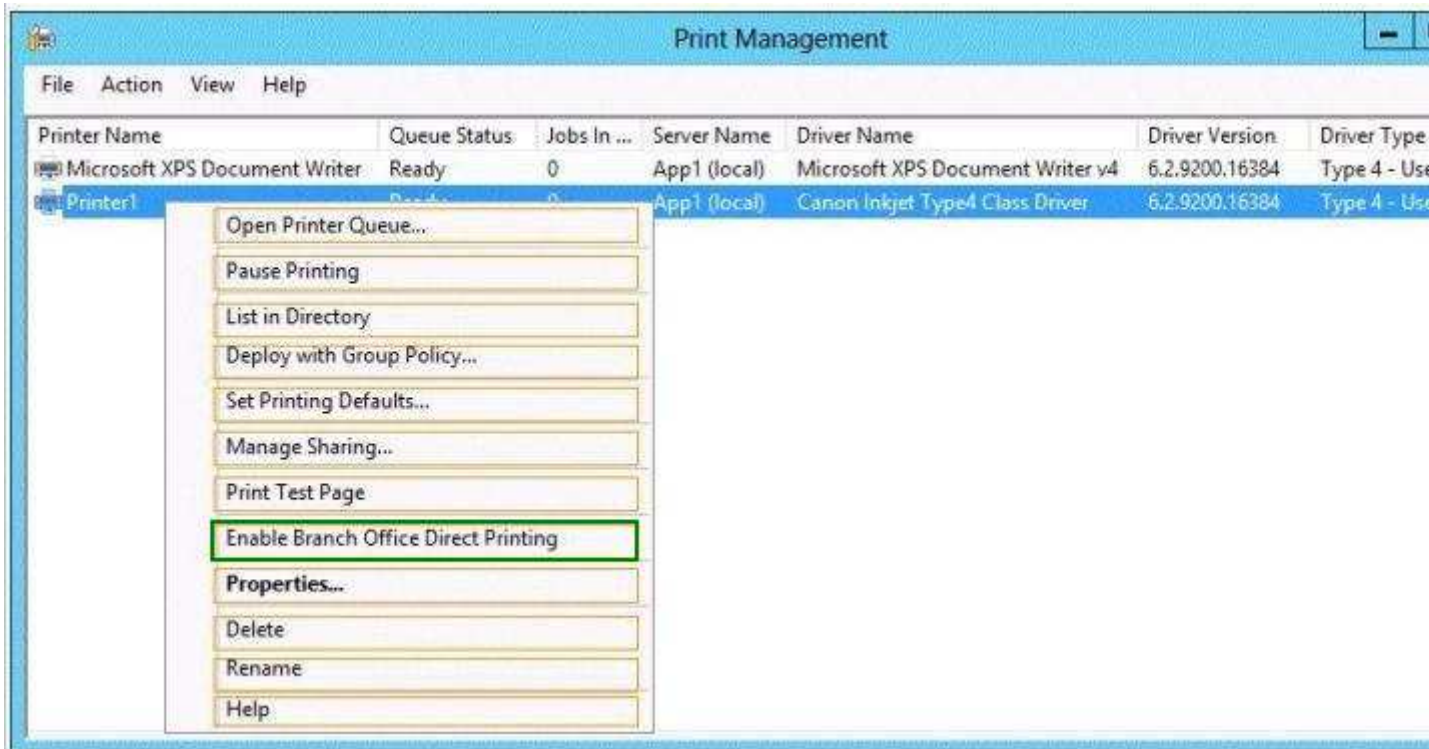
You need to ensure that if App1 fails, the users can continue to print to Printer1.

What should you configure on App1? To answer, select the appropriate option in the answer area.

Point and Shoot:

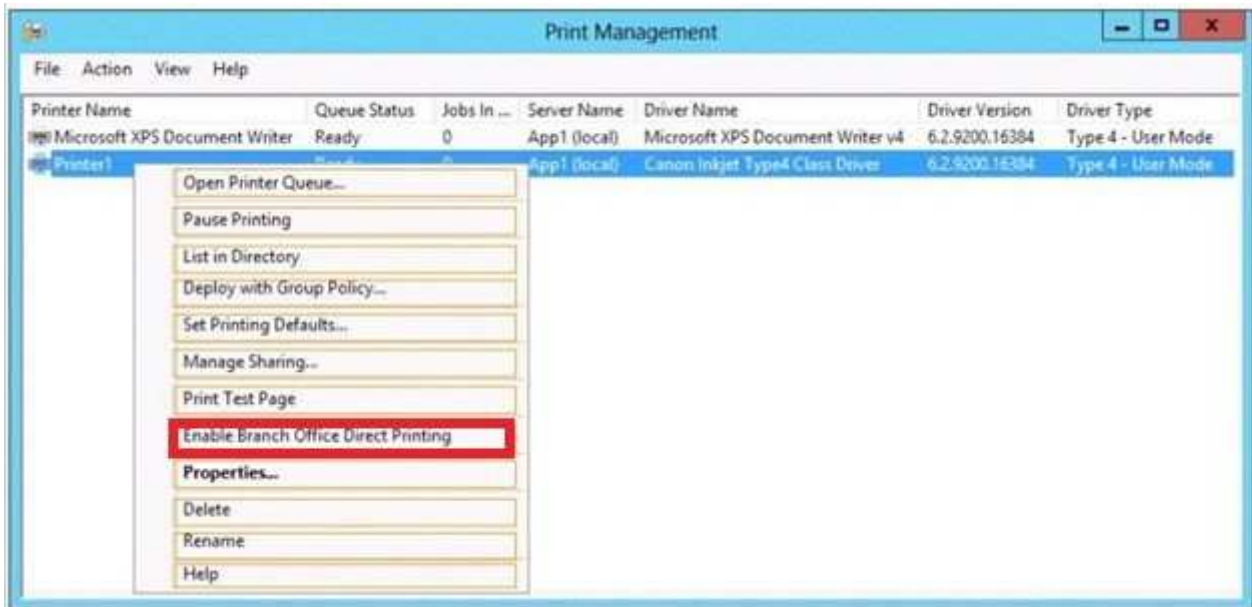


Correct Answer:



Section: [none]
Explanation

Explanation/Reference:
Explanation:



Testlet 1

Topic 6, Configure servers for remote management

Configure WinRM; configure down-level server management; configure servers for day-to-day management tasks; configure multi-server management; configure Server Core; configure Windows Firewall

QUESTION 1

Your network contains an Active Directory forest named contoso.com. The forest contains a child domain named europe.contoso.com. The europe.contoso.com child domain contains a server named Server1 that runs Windows Server 2012 R2.

You install the DHCP Server server role on Server1.

You have access to the administrative accounts shown in the following table.

Account name	Account location	Member of
Admin1	Server1	Server1\Administrators
Admin2	Europe.contoso.com	Europe\Domain Admins
Admin3	Europe.contoso.com	Europe\Administrators
Admin4	Contoso.com	Contoso\Enterprise Admins

You need to authorize Server1.

Which user account should you use?

- A. Admin1
- B. Admin2
- C. Admin3
- D. Admin4

Correct Answer: D

Section: [none]

Explanation

Explanation/Reference:

QUESTION 2

What should you do for server core so it can be managed from another server 2012?

- A. 1
- B. 2
- C. 3
- D. 4
- E. 5
- F. 6
- G. 7
- H. 8
- I. 9
- J. 10
- K. 11
- L. 12
- M. 13
- N. 14

O. 15

Correct Answer: H

Section: [none]

Explanation

Explanation/Reference:

QUESTION 3

Your network contains an Active Directory domain named contoso.com. The domain contains two servers named Server1 and Server2. Server1 runs Windows Server 2012 R2. Server2 runs Windows Server 2008 R2 Service Pack 1 (SP1) and has the DHCP Server server role installed.

You need to manage DHCP on Server2 by using the DHCP console on Server1.

What should you do first?

- A. From the Microsoft Management Console on Server1, add a snap-in.
- B. From Windows PowerShell on Server1, run Install-WindowsFeature.
- C. From Windows Firewall with Advanced Security on Server2, create an inbound rule.
- D. From Internet Explorer on Server2, download and install Windows Management Framework 3.0.

Correct Answer: A

Section: [none]

Explanation

Explanation/Reference:

QUESTION 4

Your network contains an Active Directory domain named contoso.com. The domain contains a server named Server1 that runs Windows Server 2012 R2 and has the Remote Access server role installed.

A user named User1 must connect to the network remotely. The client computer of User1 requires Challenge Handshake Authentication Protocol (CHAP) for remote connections. CHAP is enabled on Server1.

You need to ensure that User1 can connect to Server1 and authenticate to the domain.

What should you do from Active Directory Users and Computers?

- A. From the properties of Server1, select Trust this computer for delegation to any service (Kerberos only).
- B. From the properties of Server1, assign the Allowed to Authenticate permission to User1.
- C. From the properties of User1, select Use Kerberos DES encryption types for this account.
- D. From the properties of User1, select Store password using reversible encryption.

Correct Answer: D

Section: [none]

Explanation

Explanation/Reference:

QUESTION 5

Your network contains an Active Directory domain named contoso.com. The domain contains two servers named Server1 and Server2.

Server1 runs Windows Server 2012 R2. Server2 runs Windows Server 2008 R2 Service Pack 1 (SP1) and has the DHCP Server server role installed.

You need to manage DHCP on Server2 by using the DHCP console on Server1.

What should you do first?

- A. From Windows Firewall with Advanced Security on Server2, create an inbound rule.
- B. From Internet Explorer on Server2, download and install Windows Management Framework 3.0.
- C. From Server Manager on Server1, install a feature.
- D. From Windows PowerShell on Server2, run Enable PSRemoting.

Correct Answer: D

Section: [none]

Explanation

Explanation/Reference:

QUESTION 6

Your network contains an Active Directory domain named contoso.com. The domain contains two servers named Server1 and Server2. Server1 runs Windows Server 2012 R2. Server2 runs Windows Server 2008 R2 Service Pack 1 (SP1) and has the DHCP Server server role installed.

You need to manage DHCP on Server2 by using the DHCP console on Server1.

What should you do first?

- A. From Internet Explorer on Server2, download and install Windows Management Framework 3.0.
- B. From the Microsoft Management Console on Server1, add a snap-in.
- C. From Windows PowerShell on Server1, run Install-Windows Feature.
- D. From Server Manager on Server2, enable Windows Remote Management.

Correct Answer: D

Section: [none]

Explanation

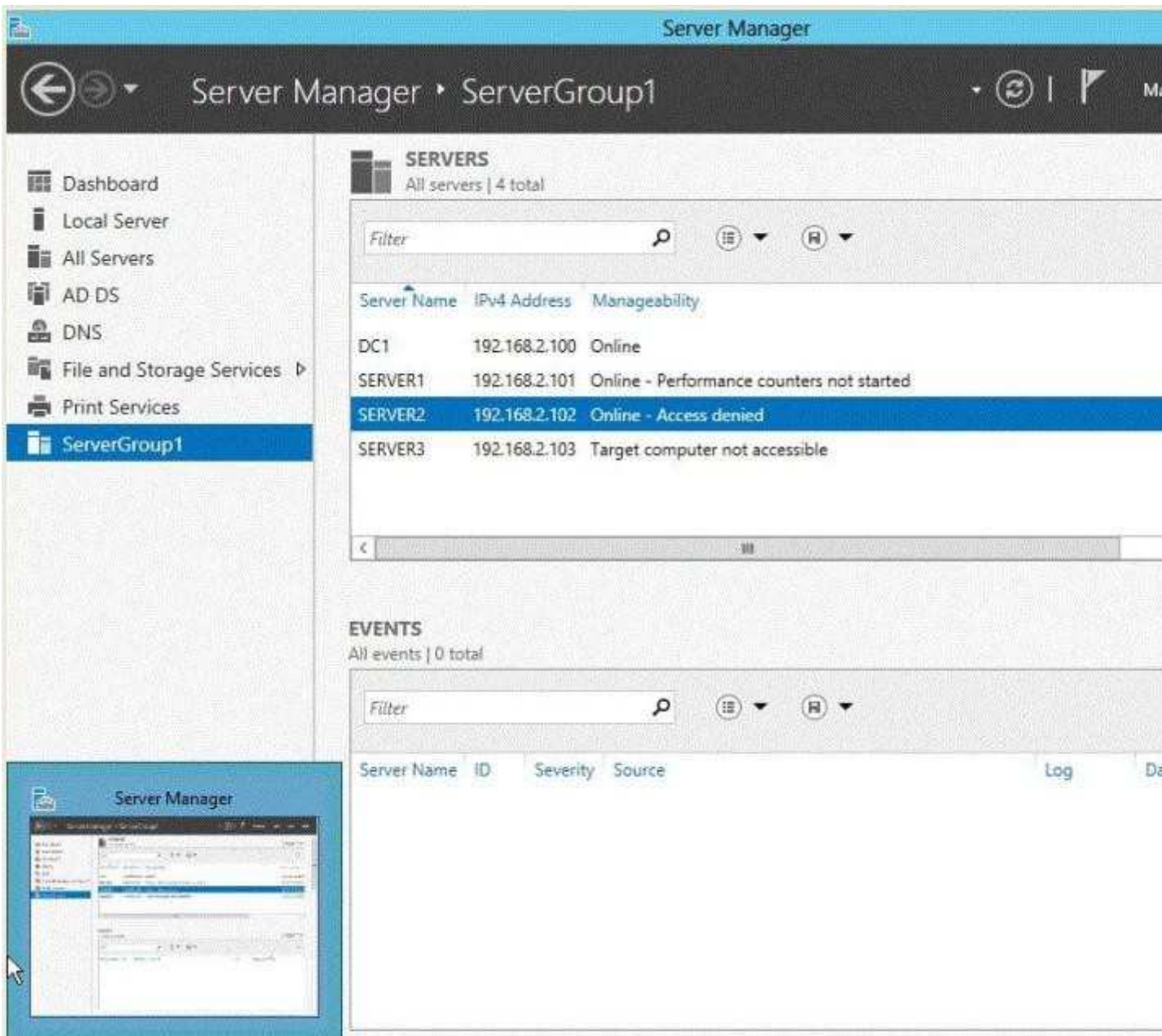
Explanation/Reference:

QUESTION 7

Your network contains an Active Directory domain named contoso.com. The domain contains three servers named Server1, Server2, and Server3.

You create a server group named ServerGroup1.

You discover the error message shown in the following exhibit. (Click the Exhibit button.)



You need to ensure that Server2 can be managed remotely by using Server Manager.

What should you do?

- A. On DC1, run the Enable-PSSessionConfiguration cmdlet.
- B. On Server2, run the Add-Computer cmdlet.
- C. On Server2/ modify the membership of the Remote Management Users group.
- D. From Active Directory Users and Computers, add a computer account named Server2, and then restart Server2.

Correct Answer: C

Section: [none]

Explanation

Explanation/Reference:

QUESTION 8

Your network contains an Active Directory domain named contoso.com. The domain contains a domain

controller named DC1 that runs Windows Server 2012 R2.

A user named User1 attempts to log on to DC1, but receives the error message shown in the exhibit.
(Click the Exhibit button.)



You need to ensure that User1 can log on to DC1.

What should you do?

- A. Modify the Account is sensitive and cannot be delegated setting of the User1 account.
- B. Grant User1 the Allow log on locally user right.
- C. Modify the Logon Workstations setting of the User1 account.
- D. Add User1 to the Remote Management Users group.

Correct Answer: B

Section: [none]

Explanation

Explanation/Reference:

QUESTION 9

Your network contains an Active Directory domain named contoso.com.

All client computers run Windows 8.

You deploy a server named Server1 that runs Windows Server 2012 R2.

You install a new client-server application named App1 on Server1 and on the client computers. The client computers must use TCP port 6444 to connect to App1 on Server1. Server1 publishes the information of App1 to an intranet server named Server2 by using TCP port 3080.

You need to ensure that all of the client computers can connect to App1. The solution must ensure that the application can connect to Server2.

Which Windows Firewall rule should you create on Server1?

- A. An inbound rule to allow a connection to TCP port 6444
- B. An outbound rule to allow a connection to TCP port 6444
- C. An inbound rule to allow a connection to TCP port 3080
- D. An outbound rule to allow a connection to TCP port 3080

Correct Answer: A

Section: [none]

Explanation

Explanation/Reference:

QUESTION 10

Your network contains an Active Directory domain named contoso.com. The domain contains 500 servers that run Windows Server 2012 R2.

You have a written security policy that states the following:

- Only required ports must be open on the servers.
- All of the servers must have Windows Firewall enabled.
- Client computers used by Administrators must be allowed to access all of the ports on all of the servers.
- Client computers used by the Administrators must be authenticated before the client computers can access the servers.

You have a client computer named Computer1 that runs Windows 8.

You need to ensure that you can use Computer1 to access all of the ports on all of the servers successfully.

The solution must adhere to the security policy.

Which three actions should you perform? (Each correct answer presents part of the solution. Choose three.)

- A. On Computer1, create a connection security rule.
- B. On all of the servers, create an outbound rule and select the Allow the connection if it is secure option.
- C. On all of the servers, create an inbound rule and select the Allow the connection if it is secure option.
- D. On Computer1, create an inbound rule and select the Allow the connection if it is secure option.
- E. On Computer1, create an outbound rule and select the Allow the connection if it is secure option.
- F. On all of the servers, create a connection security rule.

Correct Answer: ACF

Section: [none]

Explanation

Explanation/Reference:

QUESTION 11

Your network contains a server named Server1 that runs Windows Server 2012 R2. Server1 is located on the same subnet as all of the client computers.

A network technician reports that he receives a "Request timed out" error message when he attempts to

use the ping utility to connect to Server1 from his client computer.

The network technician confirms that he can access resources on Server1 from his client computer.

You need to configure Windows Firewall with Advanced Security on Server1 to allow the ping utility to connect.

Which rule should you enable?

- A. File and Printer Sharing (Echo Request - ICMPv4-In)
- B. Network Discovery (WSD-In)
- C. File and Printer Sharing (NB-Session - In)
- D. Network Discovery (SSDP - In)

Correct Answer: A

Section: [none]

Explanation

Explanation/Reference:

QUESTION 12

Your network contains an Active Directory domain named contoso.com. The domain contains a server named Server1 that runs Windows Server 2012 R2 and a server named Server2 that runs Windows Server 2008 R2 Service Pack 1 (SP1). Both servers are member servers.

On Server2, you install all of the software required to ensure that Server2 can be managed remotely from Server Manager.

You need to ensure that you can manage Server2 from Server1 by using Server Manager.

Which two tasks should you perform on Server2? (Each correct answer presents part of the solution. Choose two.)

- A. Run the systempropertiesremote.exe command.
- B. Run the FnabLe-PsRemotingcmdlet.
- C. Run the Enable-PsSessionConfigurationcmdlet.
- D. Run the Configure-SMRemoting.ps1 script.
- E. Run the Set-ExecutionPolicycmdlet.

Correct Answer: DE

Section: [none]

Explanation

Explanation/Reference:

QUESTION 13

You install Windows Server 2012 R2 on a standalone server named Server1. You configure Server1 as a VPN server.

You need to ensure that client computers can establish PPTP connections to Server1. Which two firewall rules should you create? (Each correct answer presents part of the solution. Choose two.)

- A. An inbound rule for protocol 47
- B. An outbound rule for protocol 47
- C. An inbound rule for TCP port 1723
- D. An inbound rule for TCP port 1701
- E. An outbound rule for TCP port 1723
- F. An outbound rule for TCP port 1701

Correct Answer: AC

Section: [none]

Explanation

Explanation/Reference:

QUESTION 14

Your network contains an Active Directory domain named adatum.com. The domain contains a server named Server1 that runs Windows Server 2012 R2.

On a server named Core1, you perform a Server Core Installation of Windows Server 2012 R2. You join Core1 to the adatum.com domain.

You need to ensure that you can use Event Viewer on Server1 to view the event logs on Core1.

What should you do on Core1?

- A. Run the Disable-NetFirewallRule cmdlet.
- B. Install Remote Server Administration Tools (RSAT).
- C. Install Windows Management Framework.
- D. Run the Enable-NetFirewallRule cmdlet.

Correct Answer: D

Section: [none]

Explanation

Explanation/Reference:

QUESTION 15

Your network contains an Active Directory domain named adatum.com. The domain contains a server named Server1 that runs Windows Server 2012 R2.

On a server named Core1, you perform a Server Core Installation of Windows Server 2012 R2. You join Core1 to the adatum.com domain.

You need to ensure that you can use Event Viewer on Server1 to view the event logs on Core1.

What should you do on Core1?

- A. Run the Enable-NetFirewallRulecmdlet.
- B. Run sconfig.exeand configure remote management.
- C. Run the Disable-NetFirewallRulecmdlet.
- D. Run sconfig.exeand configure the network settings.

Correct Answer: A

Section: [none]

Explanation

Explanation/Reference:

QUESTION 16

Your network contains two servers named Server1 and Server2 that run Windows Server 2012 R2. Server1 is a DHCP server that is configured to have a scope named Scope1. Server2 is configured to obtain an IP address automatically.

In Scope1, you create a reservation named Res_Server2 for Server2.

A technician replaces the network adapter on Server2.

You need to ensure that Server2 can obtain the same IP address.

What should you modify on Server1?

- A. The Advanced settings of Res_Server2
- B. The MAC address of Res Server2
- C. The Network Access Protection Settings of Scope1
- D. The Name Protection settings of Scope1

Correct Answer: B

Section: [none]

Explanation

Explanation/Reference:

QUESTION 17

A laptop with server 2012 OS, you need to ensure that server 2012 can use wireless network adapter. What should you do first?

- A. use server manager to install the Wireless Lan Service Role
- B. use server manager to install the Wireless Network Role
- C. use server manager to install the Wireless Lan Service Feature
- D. use server manager to install the Wireless Network Feature

Correct Answer: C

Section: [none]

Explanation

Explanation/Reference:

QUESTION 18

You have two servers named Server1 and Server2 that run Windows Server 2012 R2. Server1 and Server2 are part of a workgroup.

On Server1, you add Server2 to Server Manager.

When you attempt to connect to Server2 from Server Manager, you receive the following error message: "Credentials not valid."

You need to ensure that you can manage Server2 from Server1 by using Server Manager on Server1.

What should you do?

- A. On Server 2, run the Configure-SmRemotingcmdlet.
- B. On Server 1, run the Set-NetFirewallRulecmdlet.
- C. On Server 1, run the Set-Item cmdlet.
- D. On Server 2, install the Remote Server Administration Tools (RSAT).

Correct Answer: A

Section: [none]

Explanation

Explanation/Reference:

QUESTION 19

You have a server named Server1 that runs Windows Server 2012 R2.

You try to install the Microsoft .NET Framework 3.5 Features feature on Server1, but the installation fails

repeatedly.

You need to ensure that the feature can be installed on Server1.

What should you do?

- A. Install the Web Server (IIS) server role.
- B. Run the Add-WindowsPackagecmdlet.
- C. Run the Add-AppxProvisionedPackagecmdlet.
- D. Connect Server1 to the Internet.

Correct Answer: D

Section: [none]

Explanation

Explanation/Reference:

QUESTION 20

Your network contains an Active Directory domain named contoso.com. The domain contains two member servers named Server1 and Server2 that run Windows Server 2012 R2.

You log on to Server1.

You need to retrieve a list of the active TCP connections on Server2.

Which command should you run from Server1?

- A. winrm get server2
- B. dsquery * -scope base -attrip,server2
- C. winrs -r:server2netstat
- D. netstat> server2

Correct Answer: C

Section: [none]

Explanation

Explanation/Reference:

QUESTION 21

You have a laptop named Computer1. Computer1 runs Windows 8 Enterprise.

Computer1 has a wired network adapter and a wireless network adapter. Computer1 connects to a wireless network named Network1.

For testing purposes, you install Windows Server 2012 R2 on Computer1 as a second operating system. You install the drivers for the wireless network adapter.

You need to ensure that you can connect to Network1 from Windows Server 2012 R2.

What should you do?

- A. From a local Group Policy object (GPO), configure the Wireless Network (IEEE 802.11) Policies settings.
- B. From a local Group Policy object (GPO), configure the settings of Windows Connection Manager.
- C. From Server Manager, install the Wireless LAN Service feature.
- D. Restart the WLAN AutoConfig service.

Correct Answer: C

Section: [none]

Explanation

Explanation/Reference:

QUESTION 22

Your network contains an Active Directory domain named contoso.com. You install Windows Server 2012 R2 on a new server named Server1 and you join Server1 to the domain.

You need to ensure that you can view processor usage and memory usage information in Server Manager.

What should you do?

- A. From Server Manager, click Configure Performance Alerts.
- B. From Server Manager, click Start Performance Counters.
- C. From Performance Monitor, start the System Performance Data Collector Set (DCS).
- D. From Performance Monitor, create a Data Collector Set (DCS).

Correct Answer: B

Section: [none]

Explanation

Explanation/Reference:

QUESTION 23

Your network contains an Active Directory domain named contoso.com. The domain contains a server named Server1 that runs Windows Server 2012 R2.

On a server named Server2, you perform a Server Core Installation of Windows Server 2012 R2. You join Server2 to the contoso.com domain.

You need to ensure that you can manage Server2 by using the Computer Management console on Server1. What should you do on Server2?

- A. Install Remote Server Administration Tools (RSAT).
- B. Install Windows Management Framework.
- C. Run sconfig.exe and configure remote management.
- D. Run sconfig.exe and configure Remote Server Administration Tools (RSAT).

Correct Answer: C

Section: [none]

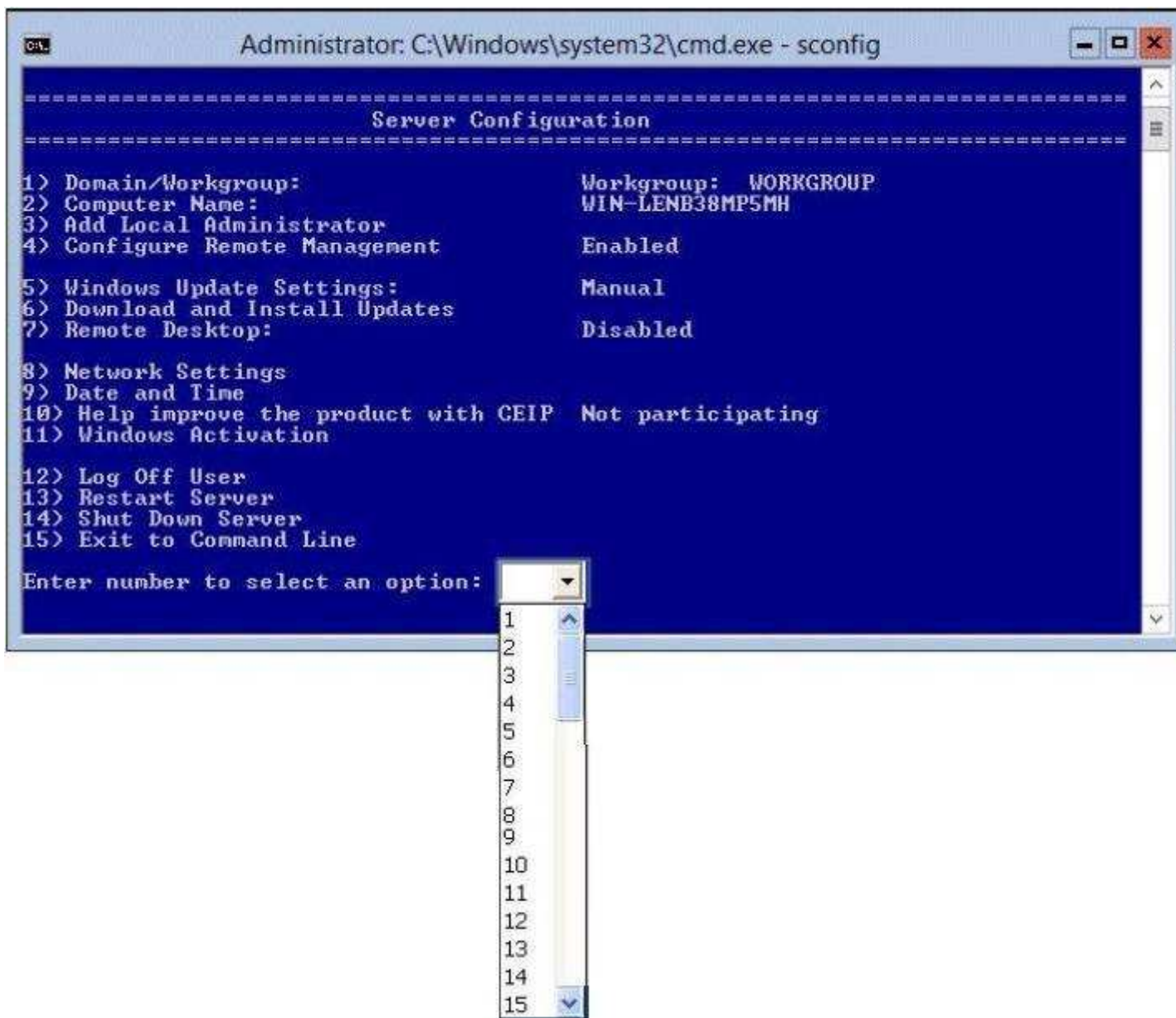
Explanation

Explanation/Reference:

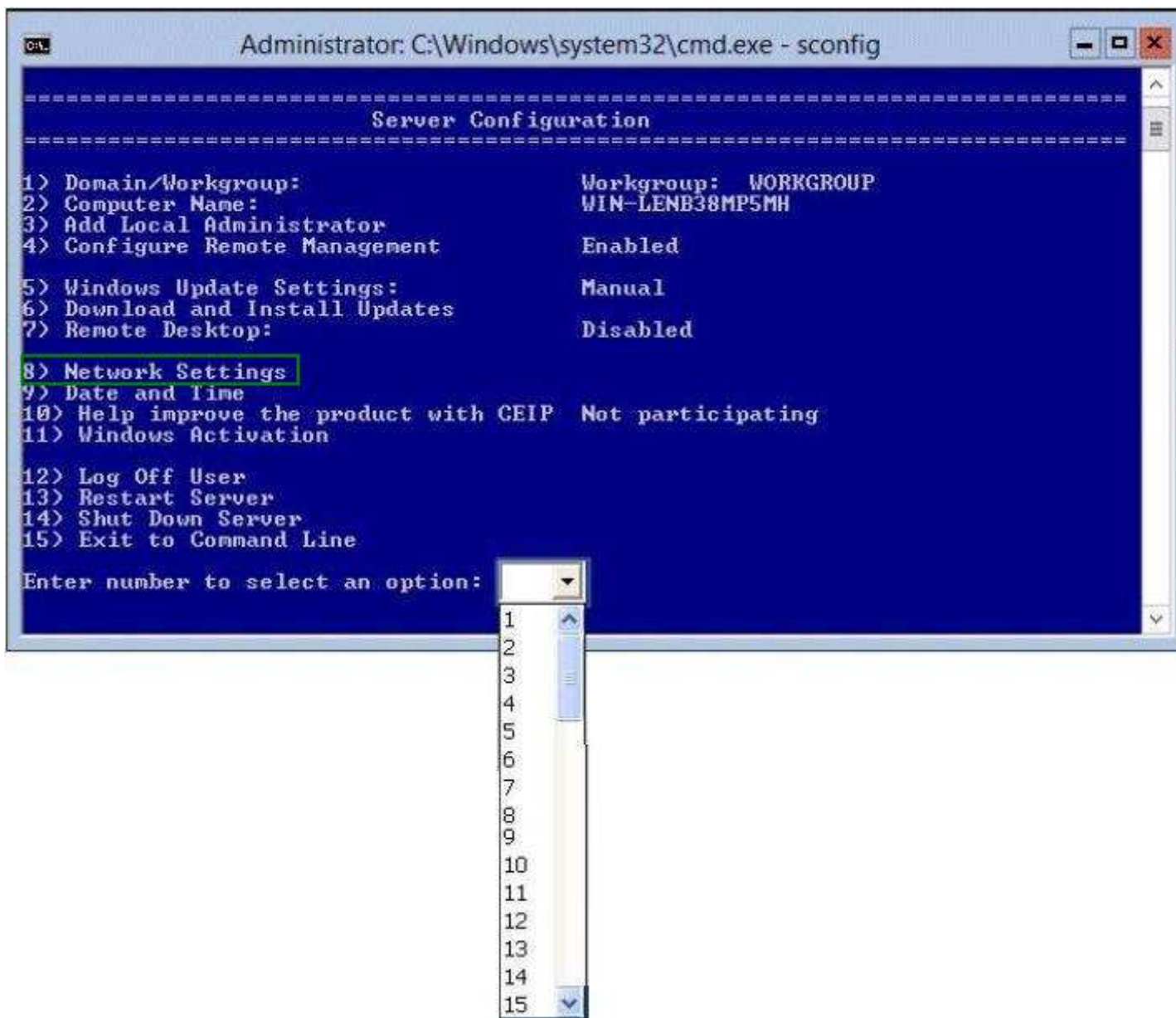
QUESTION 24

How can you manage a newly installed server 2012 core from a another server 2012 with computer manager?

Point and Shoot:



Correct Answer:



Section: [none]

Explanation

Explanation/Reference:

Explanation:



QUESTION 25

You have a server named Server1. Server1 runs Windows Server 2012 R2 and has the Windows Deployment Services (WDS) server role installed.

You install the DHCP Server server role on Server1.

You need to ensure that Server1 can respond to DHCP clients and WDS clients.

What should you configure for the DHCP service and the WDS service?

To answer, configure the appropriate options in the answer area.

DHCP service:

WDS service:

Hot Area:

DHCP service:

- Enable Option 60 PXEClient.
- Enable Option 067 Bootfile name.
- Enable Option 082 Relay Agent Information

WDS service:

- Enable the Do not listen on DHCP ports option
- Disable the Do not listen on DHCP ports option

Correct Answer:

DHCP service:

Enable Option 60 PXEClient.
 Enable Option 067 Bootfile name.
 Enable Option 082 Relay Agent Information

WDS service:

Enable the Do not listen on DHCP ports option
 Disable the Do not listen on DHCP ports option

Section: [none]

Explanation

Explanation/Reference:

Explanation:

DHCP service:

Enable Option 60 PXEClient.
 Enable Option 067 Bootfile name.
 Enable Option 082 Relay Agent Information

WDS service:

Enable the Do not listen on DHCP ports option
 Disable the Do not listen on DHCP ports option

QUESTION 26

You have two servers that run Windows Server 2012 R2. The servers are configured as shown in the following table.

Server name	Domain name or workgroup	Network profile
Server1	Contoso.com	Domain
Server2	Workgroup	Public

You need to ensure that Server2 can be managed by using Server Manager from Server1.

In the table below, identify which actions must be performed on Server1 and Server2. Make only one selection in each row. Each correct selection is worth one point.

Hot Area:

	Server1	Server2
Modify the TrustedHosts list.	<input type="checkbox"/>	<input type="checkbox"/>
Set the network profile to Private.	<input type="checkbox"/>	<input type="checkbox"/>
Override the User Account Control (UAC) restrictions by using the LocalAccountTokenFilterPolicy registry entry.	<input type="checkbox"/>	<input type="checkbox"/>

Correct Answer:

	Server1	Server2
Modify the TrustedHosts list.	<input type="checkbox"/>	<input type="checkbox"/>
Set the network profile to Private.	<input type="checkbox"/>	<input type="checkbox"/>
Override the User Account Control (UAC) restrictions by using the LocalAccountTokenFilterPolicy registry entry.	<input type="checkbox"/>	<input type="checkbox"/>

Section: [none]

Explanation

Explanation/Reference:

QUESTION 27

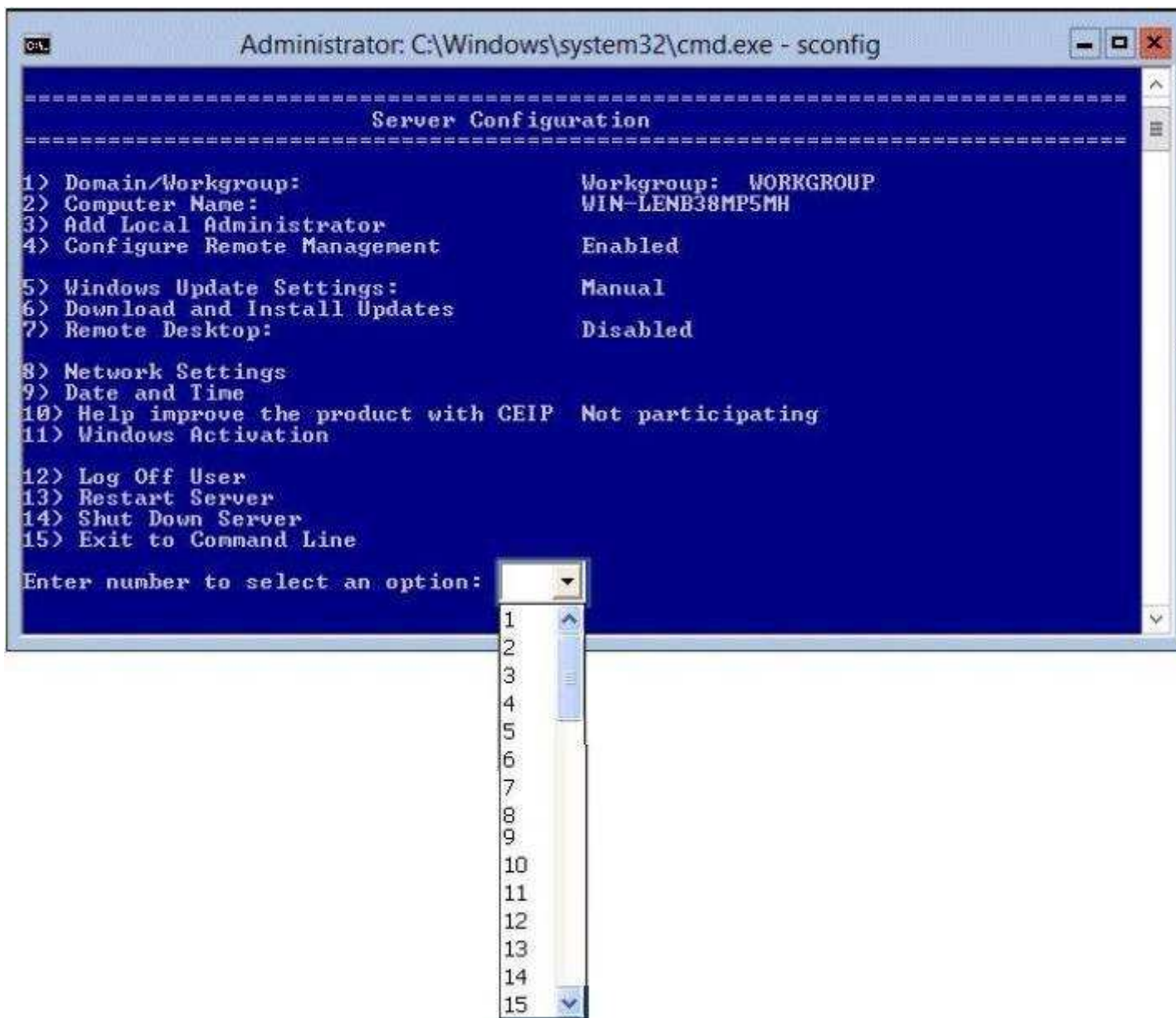
Your network contains an Active Directory domain named contoso.com. The domain contains a server named Server that runs Windows Server 2012 R2.

You perform a Server Core Installation of Windows Server 2012 R2 on a new server.

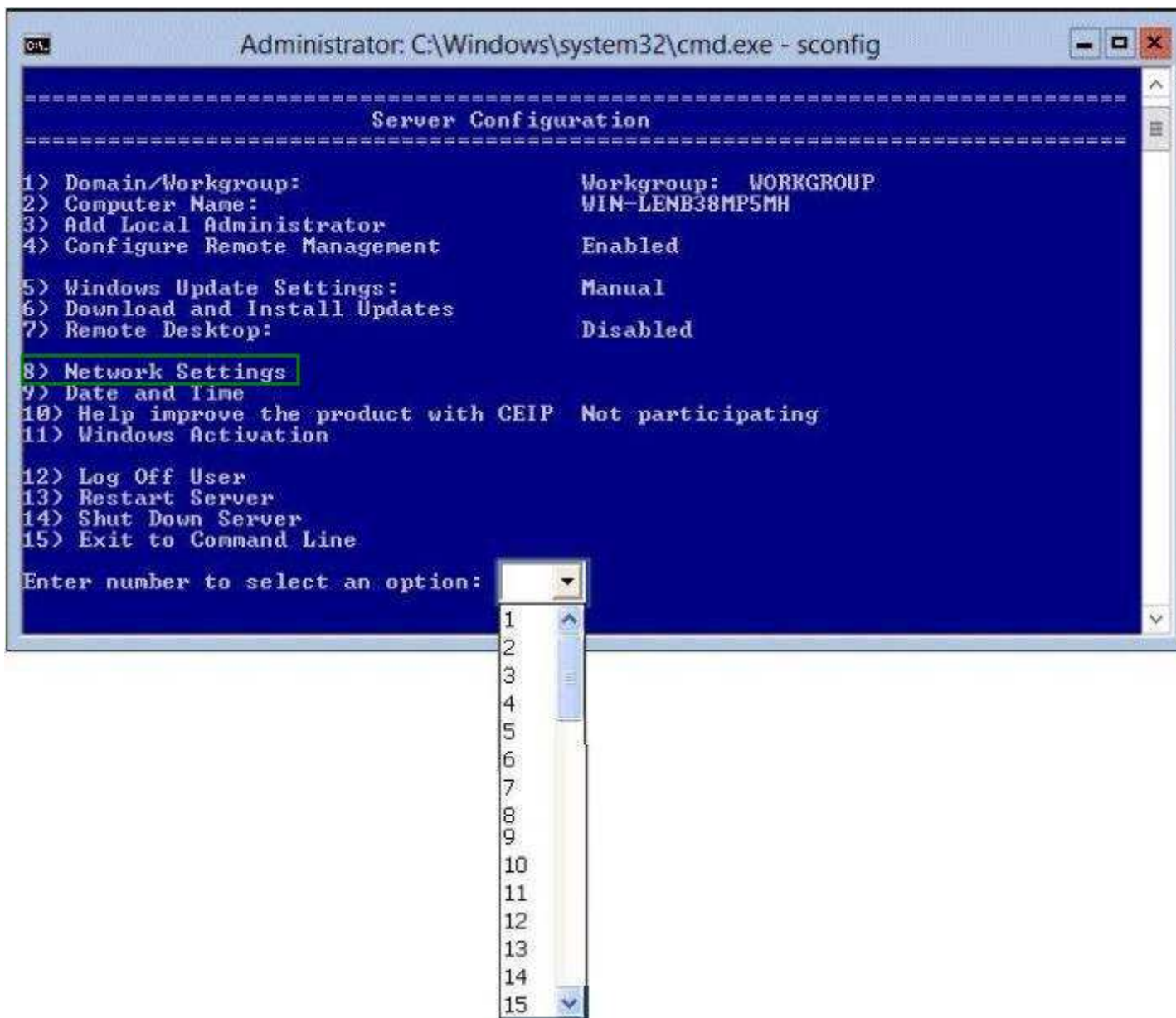
You need to ensure that you can add the new server to Server Manager on Server1.

What should you configure on the new server? To answer, select the appropriate setting in the answer area.

Point and Shoot:



Correct Answer:



Section: [none]

Explanation

Explanation/Reference:

Explanation:

OK

Administrator: C:\Windows\system32\cmd.exe - sconfig

=====

Server Configuration

=====

1> Domain/Workgroup:	Workgroup: WORKGROUP
2> Computer Name:	WIN-UJ8HPBRUG65
3> Add Local Administrator	
4> Configure Remote Management	Enabled
5> Windows Update Settings:	Manual
6> Download and Install Updates	
7> Remote Desktop:	Disabled
8> Network Settings	
9> Date and Time	
10> Help improve the product with CEIP	Not participating
11> Windows Activation	
12> Log Off User	
13> Restart Server	
14> Shut Down Server	
15> Exit to Command Line	

Enter number to select an option:

Testlet 1

Topic 7, Create and configure virtual machine settings

Configure dynamic memory; configure smart paging; configure Resource Metering; configure guest integration services

QUESTION 1

Your network contains a server named Server1 that runs Windows Server 2012 R2. Server1 has the Hyper-V server role installed.

Server1 hosts four virtual machines named VM1, VM2, VM3, and VM4. Server1 is configured as shown in the following table.

Hardware component	Configuration
Processor	Eight quad-core CPUs that have non-uniform memory access (NUMA)
Memory	32 GB of RAM
Disk	Two local 4-TB disks
Network	Eight network adapters VMQ-supported PCI-SIG-supported

VM3 is used to test applications.

You need to prevent VM3 from synchronizing its clock to Server1.

What should you configure?

- A. NUMA topology
- B. Resource control
- C. Resource metering
- D. Virtual Machine Chimney
- E. The VLAN ID
- F. Processor Compatibility
- G. The startup order
- H. Automatic Start Action
- I. Integration Services
- J. Port mirroring
- K. Single-root I/O virtualization

Correct Answer: I

Section: [none]

Explanation

Explanation/Reference:

QUESTION 2

Your network contains a server named Server1 that runs Windows Server 2012 R2. Server1 has the Hyper-V server role installed.

Server1 hosts four virtual machines named VM1, VM2, VM3, and VM4. Server1 is configured as shown in the following table.

Hardware component	Configuration
Processor	Eight quad-core CPUs that have non-uniform memory access (NUMA)
Memory	32 GB of RAM
Disk	Two local 4-TB disks
Network	Eight network adapters VMQ-supported PCI-SIG-supported

You need to configure VM4 to track the CPU, memory, and network usage.

What should you configure?

- A. NUMA topology
- B. Resource control
- C. Resource metering
- D. Virtual Machine Chimney
- E. The VLAN ID
- F. Processor Compatibility
- G. The startup order
- H. Automatic Start Action
- I. Integration Services
- J. Port mirroring
- K. Single-root I/O virtualization

Correct Answer: C

Section: [none]

Explanation

Explanation/Reference:

QUESTION 3

Your network contains a server named Server1 that runs Windows Server 2012 R2. Server1 has the Hyper-V server role installed.

Server1 hosts four virtual machines named VM1, VM2, VM3, and VM4.

Server1 is configured as shown in the following table.

Hardware component	Configuration
Processor	Eight quad-core CPUs that have non-uniform memory access (NUMA)
Memory	32 GB of RAM
Disk	Two local 4-TB disks
Network	Eight network adapters VMQ-supported PCI-SIG-supported

You install Windows Server 2012 R2 on VM2 by using Windows Deployment Services (WDS).

You need to ensure that the next time VM2 restarts, you can connect to the WDS server by using PXE.

Which virtual machine setting should you configure for VM2?

- A. NUMA topology
- B. Resource control
- C. Resource metering
- D. Virtual Machine Chimney
- E. The VLAN ID
- F. Processor Compatibility
- G. The startup order
- H. Automatic Start Action
- I. Integration Services
- J. Port mirroring
- K. Single-root I/O virtualization

Correct Answer: G

Section: [none]

Explanation

Explanation/Reference:

QUESTION 4

Your network contains a server named Server1 that runs Windows Server 8. Server1 has the Hyper-V server role installed.

Server1 hosts four virtual machines named VM1, VM2, VM3, and VM4.

Server1 is configured as shown in the following table.

Hardware component	Configuration
Processor	Eight quad-core CPUs that have non-uniform memory access (NUMA)
Memory	32 GB of RAM
Disk	Two local 4-TB disks
Network	Eight network adapters VMQ-supported PCI-SIG-supported

VM2 sends and receives large amounts of data over the network.

You need to ensure that the network traffic of VM2 bypasses the virtual switches of the parent partition.

What should you configure?

- A. NUMA topology
- B. Resource control
- C. Resource metering
- D. Virtual Machine Chimney
- E. The VLAN ID
- F. Processor Compatibility
- G. The startup order
- H. Automatic Start Action
- I. Integration Services
- J. Port mirroring

K. Single-root I/O virtualization

Correct Answer: K

Section: [none]

Explanation

Explanation/Reference:

QUESTION 5

Your network contains a server named Server1 that runs Windows Server 2012 R2. Server1 has the Hyper-V server role installed.

Server1 hosts four virtual machines named VM1, VM2, VM3, and VM4. Server1 is configured as shown in the following table.

Hardware component	Configuration
Processor	Eight quad-core CPUs that have non-uniform memory access (NUMA)
Memory	32 GB of RAM
Disk	Two local 4-TB disks
Network	Eight network adapters VMQ-supported PCI-SIG-supported

You need to ensure that VM1 can use more CPU time than the other virtual machines when the CPUs on Server1 are under a heavy load.

What should you configure?

- A. NUMA topology
- B. Resource control
- C. resource metering
- D. Virtual Machine Chimney
- E. The VLAN ID
- F. Processor Compatibility
- G. The startup order
- H. Automatic Start Action
- I. Integration Services
- J. Port mirroring
- K. Single-root I/O virtualization

Correct Answer: B

Section: [none]

Explanation

Explanation/Reference:

QUESTION 6

Your network contains two Hyper-V hosts named Host1 and Host2. Host1 contains a virtual machine named VM1. Host2 contains a virtual machine named VM2. VM1 and VM2 run Windows Server 2012 R2.

You install the Network Load Balancing feature on VM1 and VM2. You need to ensure that the virtual machines are configured to support Network Load Balancing (NLB).

Which virtual machine settings should you configure on VM1 and VM2?

- A. Port mirroring
- B. Router guard
- C. DHCP guard
- D. MAC address

Correct Answer: D

Section: [none]

Explanation

Explanation/Reference:

QUESTION 7

You have a new server named Server1 that runs Windows Server 2012 R2.

Server1 has two dual-core processors and 32 GB of RAM.

You install the Hyper-V server role on Server1.

You create two virtual machines on Server1 that each have 8 GB of memory.

You need to minimize the amount of time it takes for both virtual machines to access memory.

What should you configure on each virtual machine?

- A. Resource control
- B. Dynamic Memory
- C. NUMA topology
- D. Memory weight

Correct Answer: B

Section: [none]

Explanation

Explanation/Reference:

QUESTION 8

Your network contains a server named Server1 that runs Windows Server 2012 R2. Server1 has the Hyper-V server role installed.

Server1 hosts four virtual machines named VM1, VM2, VM3, and VM4.

Server1 is configured as shown in the following table.

Hardware component	Configuration
Processor	Eight quad-core CPUs that have non-uniform memory access (NUMA)
Memory	32 GB of RAM
Disk	Two local 4-TB disks
Network	Eight network adapters VMQ-supported PCI-SIG-supported

You plan to schedule a complete backup of Server1 by using Windows Server Backup.

You need to ensure that the state of VM1 is saved before the backup starts.

What should you configure?

- A. NUMA topology
- B. Resource control
- C. Resource metering
- D. Virtual Machine Chimney
- E. The VLAN ID
- F. Processor Compatibility
- G. The startup order
- H. Automatic Start Action
- I. Integration Services
- J. Port mirroring
- K. Single-root I/O virtualization

Correct Answer: I

Section: [none]

Explanation

Explanation/Reference:

QUESTION 9

You have a server named Server1 that runs Windows Server 2012 R2.

Server1 has 2 dual-core processors and 16 GB of RAM.

You install the Hyper-V server role in Server1.

You plan to create two virtual machines on Server1.

You need to ensure that both virtual machines can use up to 8 GB of memory. The solution must ensure that both virtual machines can be started simultaneously.

What should you configure on each virtual machine?

- A. Dynamic Memory
- B. NUMA topology
- C. Memory weight
- D. Resource Control

Correct Answer: A

Section: [none]

Explanation

Explanation/Reference:

QUESTION 10

Your network contains an Active Directory domain named contoso.com. The domain contains a server named Server1 that runs Windows Server 2012 R2. Server1 has the Hyper-V server role installed. The domain contains a virtual machine named VM1.

A developer wants to attach a debugger to VM1.

You need to ensure that the developer can connect to VM1 by using a named pipe.

Which virtual machine setting should you configure?

- A. Network Adapter
- B. BIOS
- C. Processor
- D. COM 1

Correct Answer: D

Section: [none]

Explanation

Explanation/Reference:

QUESTION 11

Your network contains an Active Directory domain named contoso.com. The domain contains a server named Server1. Server1 runs Windows Server 2012 R2 and has the Hyper-V server role installed.

You need to log the amount of system resources used by each virtual machine.

What should you do?

- A. From Windows PowerShell, run the Enable-VMResourceMetering cmdlet.
- B. From Windows System Resource Manager, enable Accounting.
- C. From Windows System Resource Manager, add a resource allocation policy.
- D. From Windows PowerShell, run the Measure-VM cmdlet.

Correct Answer: A

Section: [none]

Explanation

Explanation/Reference:

QUESTION 12

Your network contains an Active Directory domain named contoso.com. The domain contains a server named Server1. Server1 runs Windows Server 2012 R2 and has the Hyper-V server role installed.

You need to log the amount of system resources used by each virtual machine.

What should you do?

- A. From Windows PowerShell, run the Enable-VMResourceMetering cmdlet.
- B. From Windows System Resource Manager, enable Accounting.
- C. From Windows System Resource Manager, add a resource allocation policy.
- D. From Windows PowerShell, run the Measure-VM cmdlet.

Correct Answer: A

Section: [none]

Explanation

Explanation/Reference:

QUESTION 13

Your network contains two servers named Server1 and Server2 that run Windows Server 2012 R2. Server1 has the Hyper-V server role installed. Server2 has the Windows Deployment Services server role installed.

On Server1, you have a virtual machine named VM1.

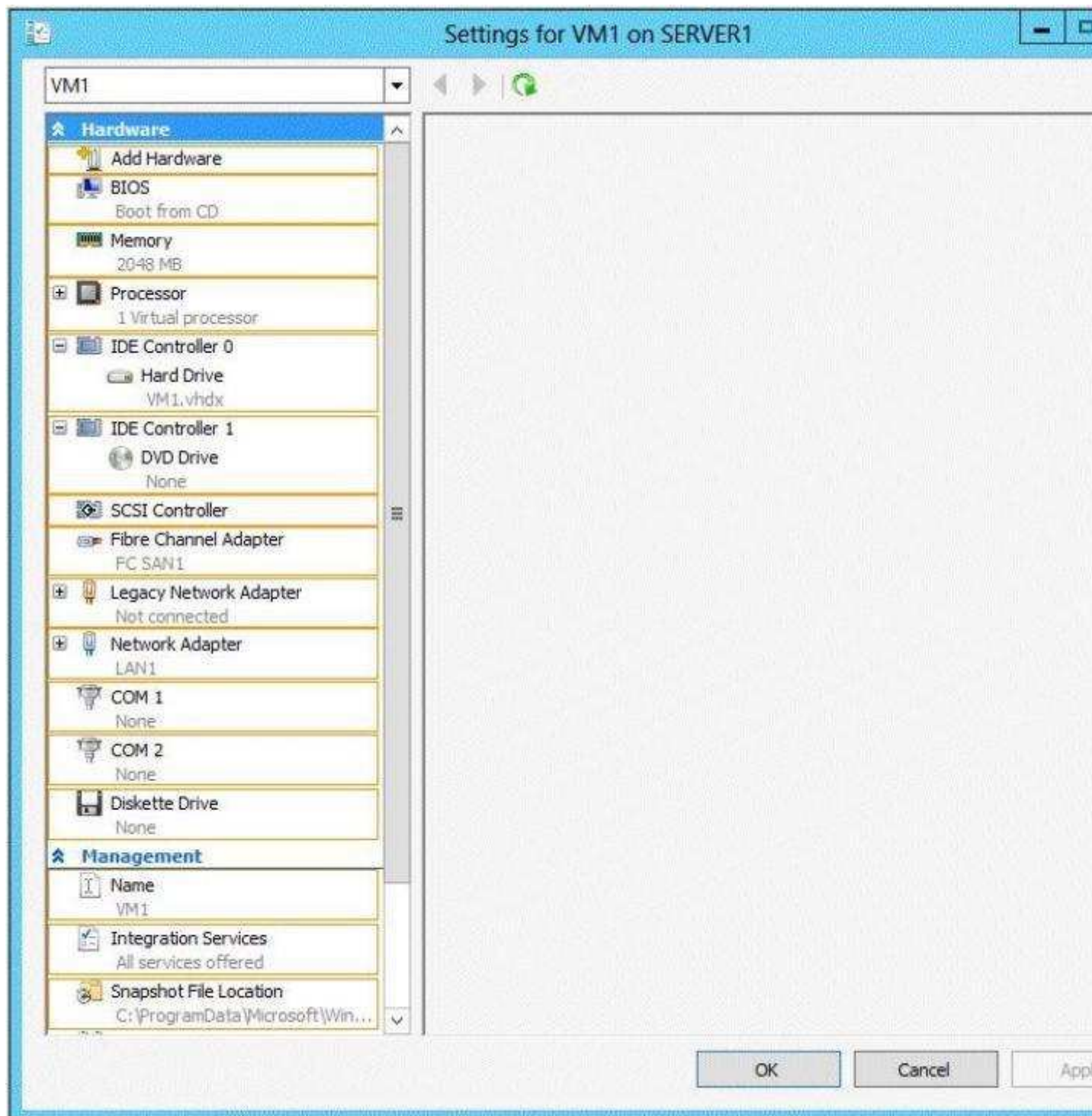
You plan to deploy an image to VM1 by using Windows Deployment Services (WDS).

You need to ensure that VM1 can connect to Server1 by using PXE.

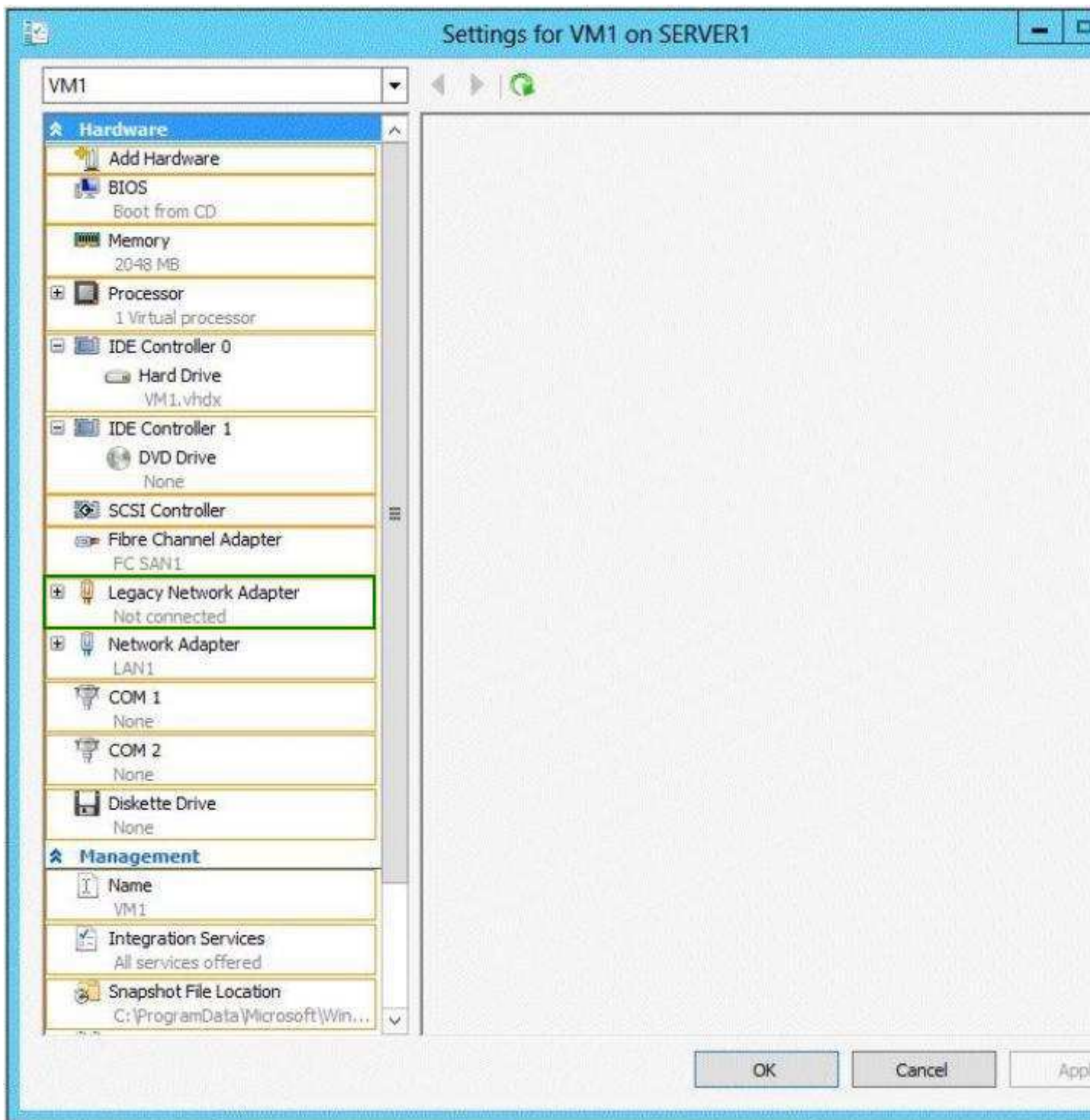
Which settings should you configure on VM1?

To answer, select the appropriate settings in the answer area.

Point and Shoot:



Correct Answer:

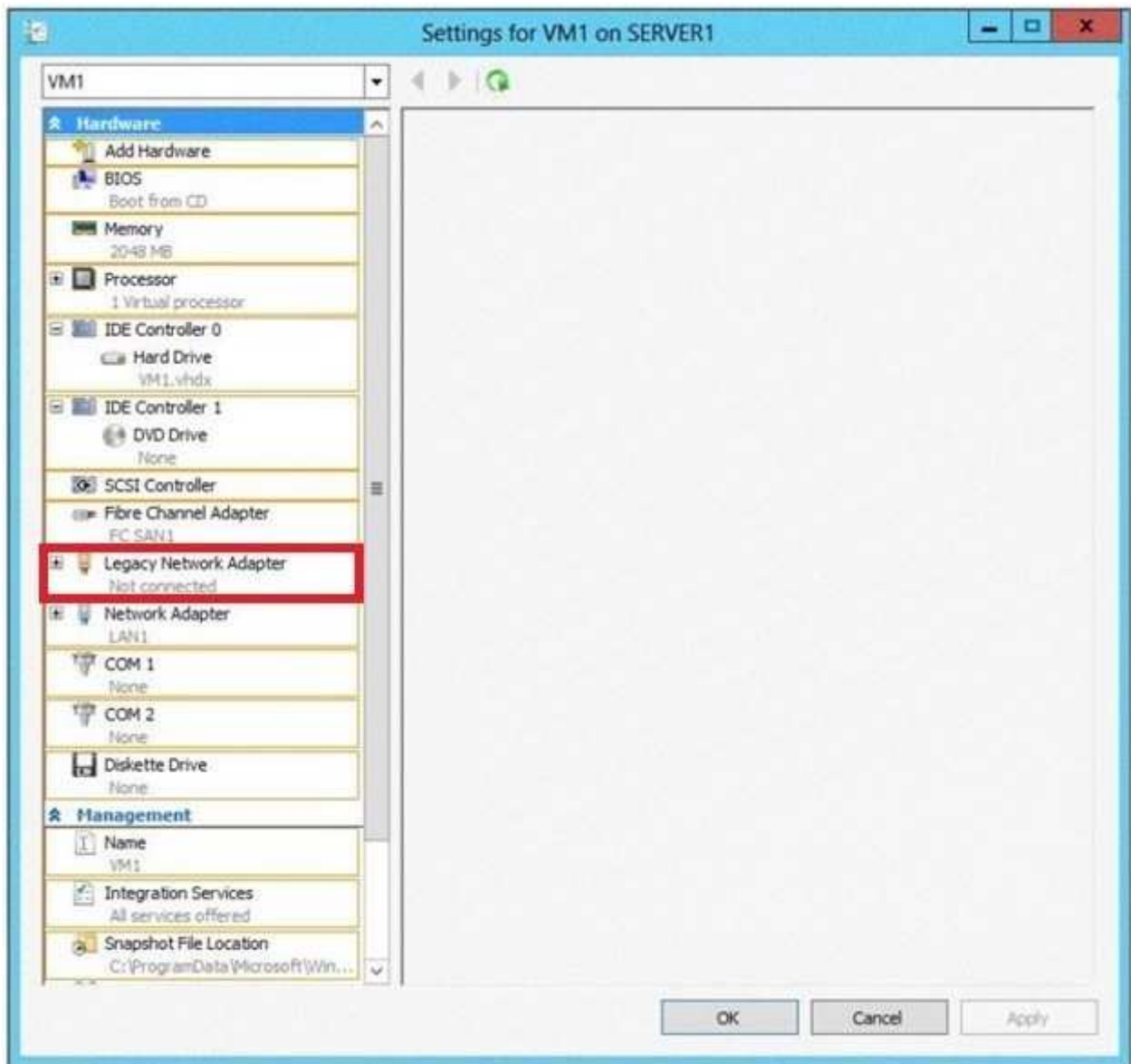


Section: [none]

Explanation

Explanation/Reference:

Explanation:



QUESTION 14

Your network contains an Active Directory domain named contoso.com.

Technicians use Windows Deployment Services (WDS) to deploy Windows Server 2012 R2.

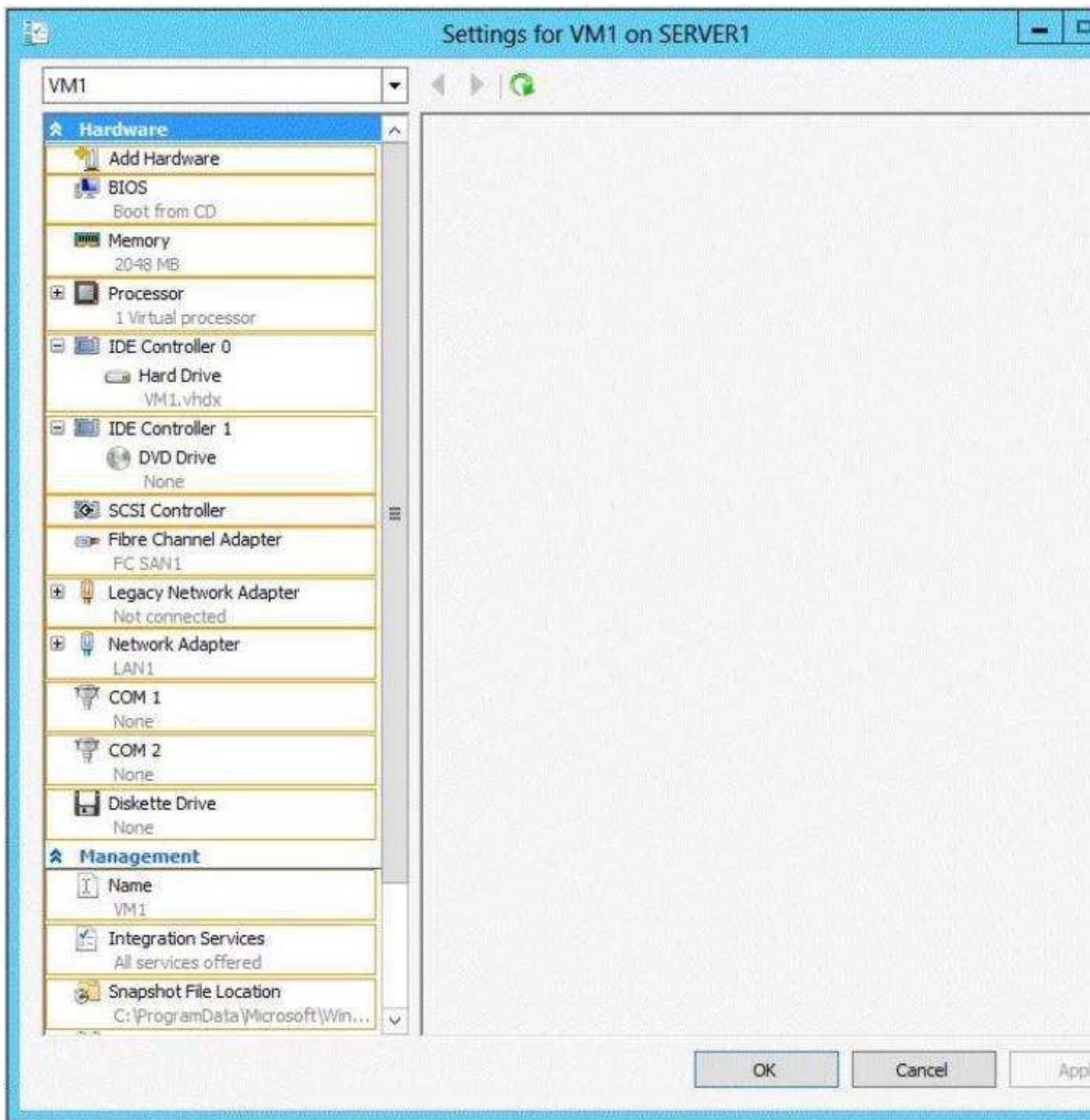
The network contains a server named Server1 that runs Windows Server 2012 R2. Server1 has the Hyper-V server role installed.

You need to ensure that you can use WDS to deploy Windows Server 2012 R2 to a virtual machine named VM1.

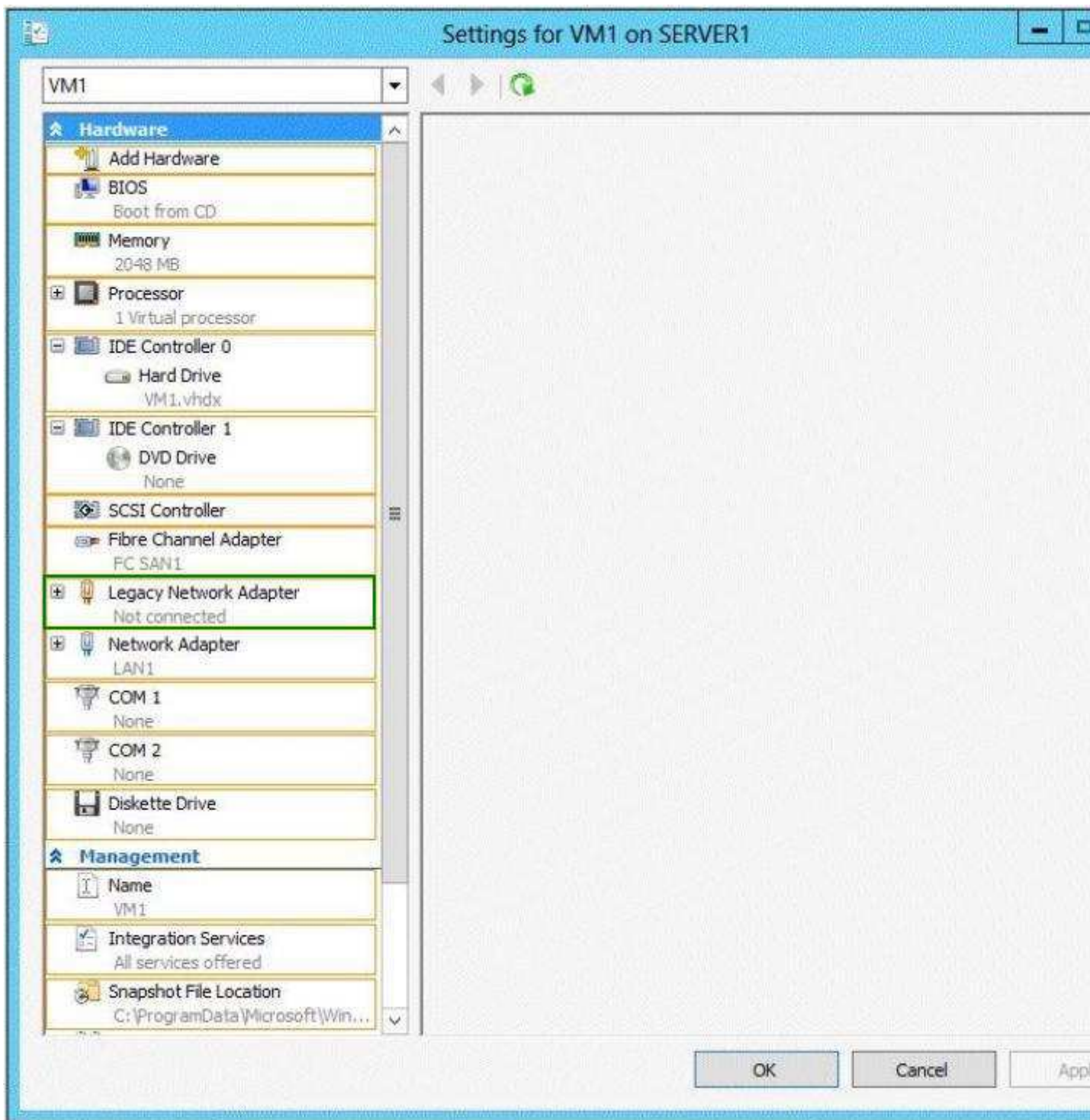
Which settings should you configure?

To answer, select the appropriate settings in the answer area.

Point and Shoot:



Correct Answer:

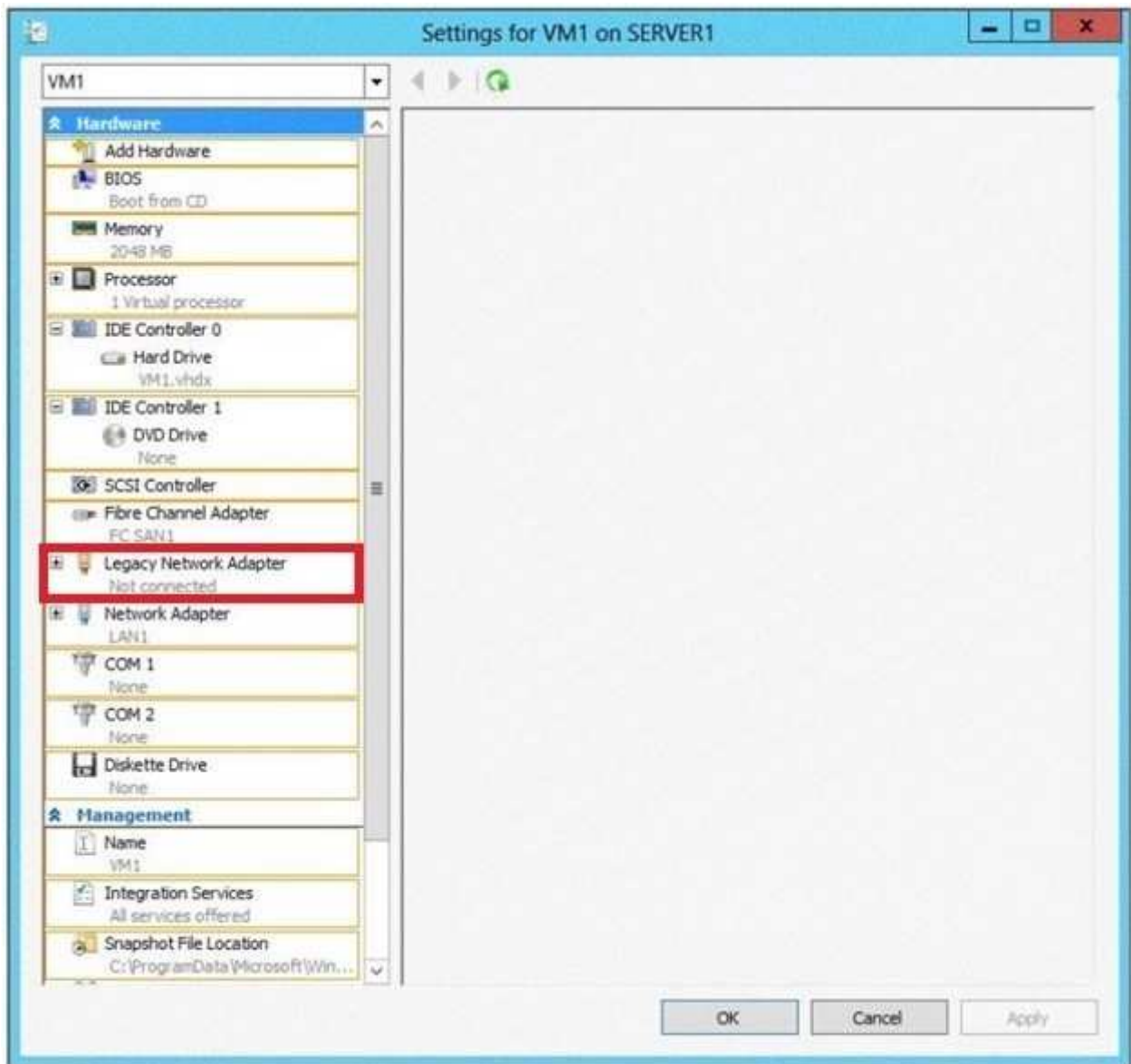


Section: [none]

Explanation

Explanation/Reference:

Explanation:



QUESTION 15

Your network contains an Active Directory domain named contoso.com. The domain contains a member server named Hyperv1 and a domain controller named DC1. Hyperv1 has the Hyper-V server role installed. DC1 is a virtual machine on Hyperv1.

Users report that the time on their client computer is incorrect.

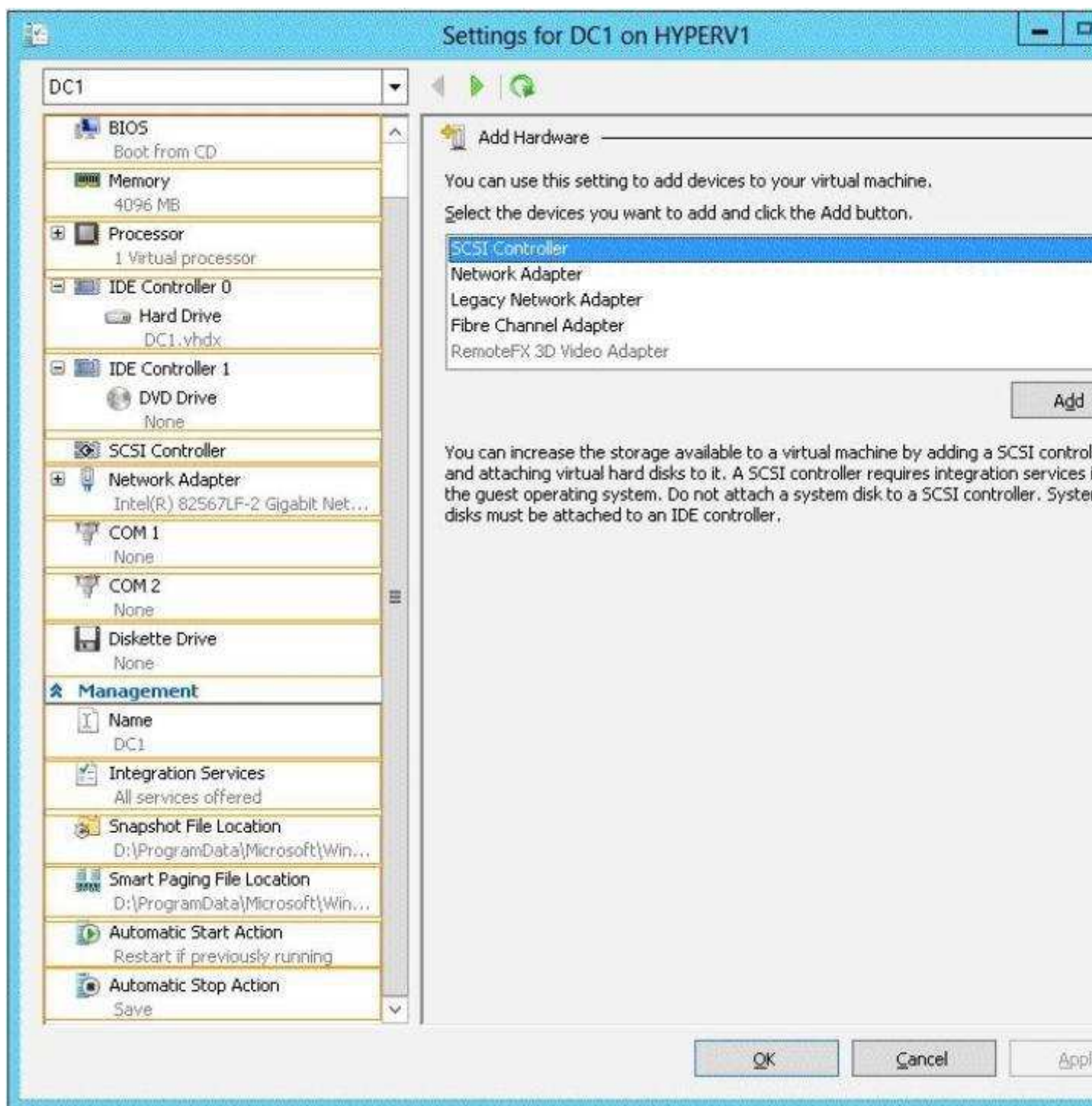
You log on to DC1 and verify that the time services are configured correctly.

You need to prevent time conflicts between the time provided by DC1 and other potential time sources.

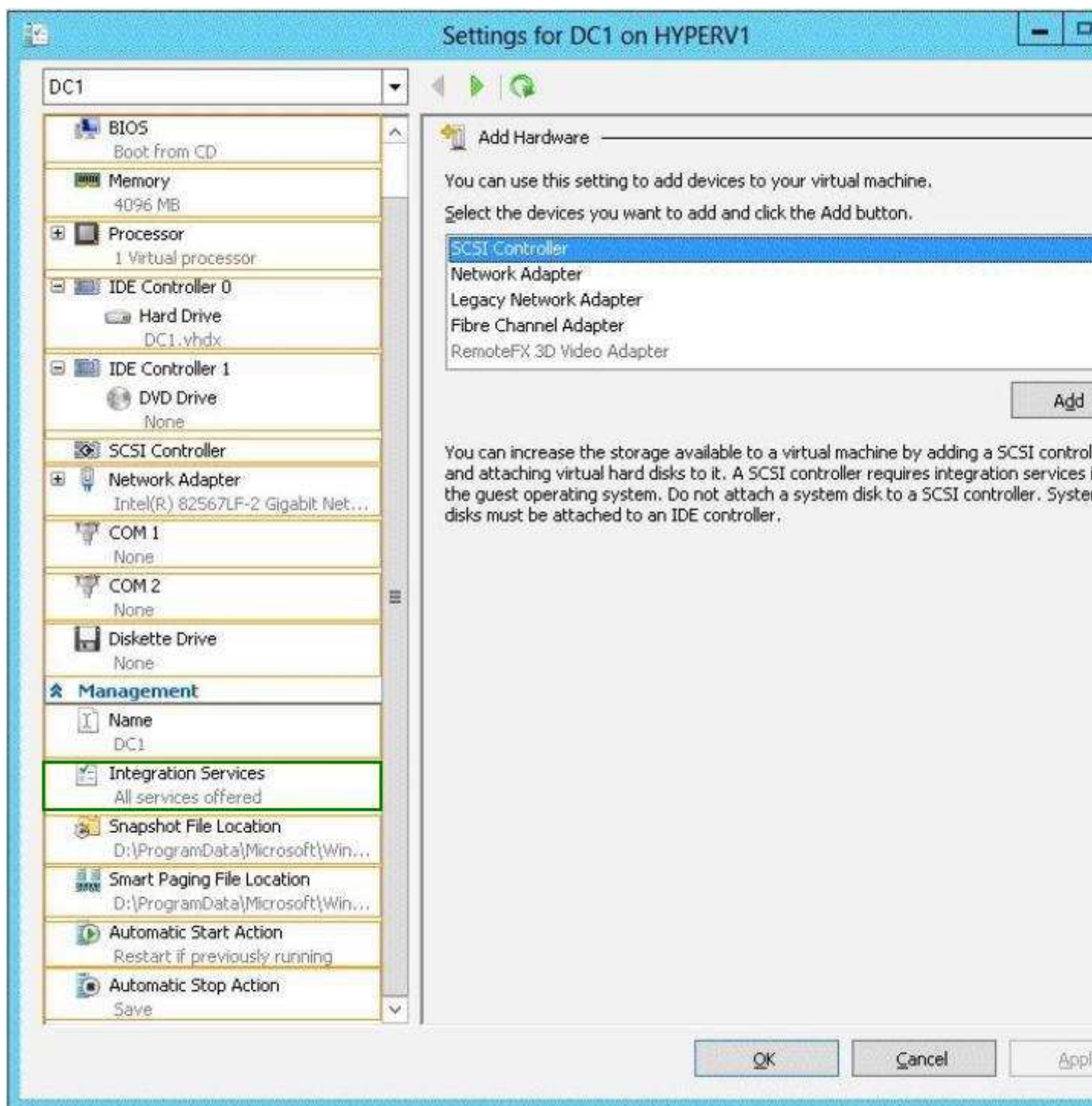
What should you configure?

To answer, select the appropriate object in the answer area.

Point and Shoot:



Correct Answer:



Section: [none]

Explanation

Explanation/Reference:

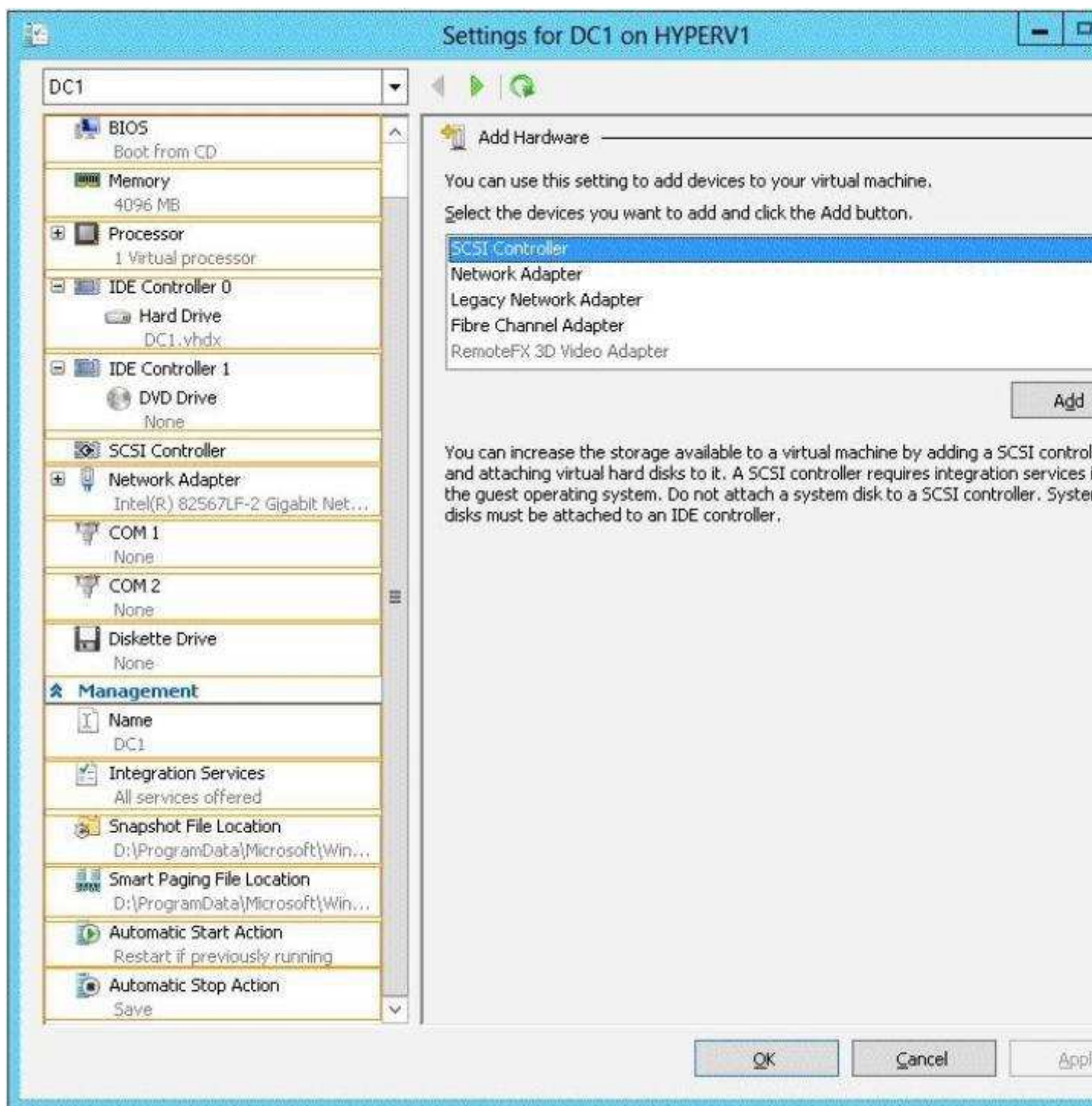
QUESTION 16

You have a Hyper-V host named HYPERV1. HYPERV1 hosts a virtual machine named DC1.

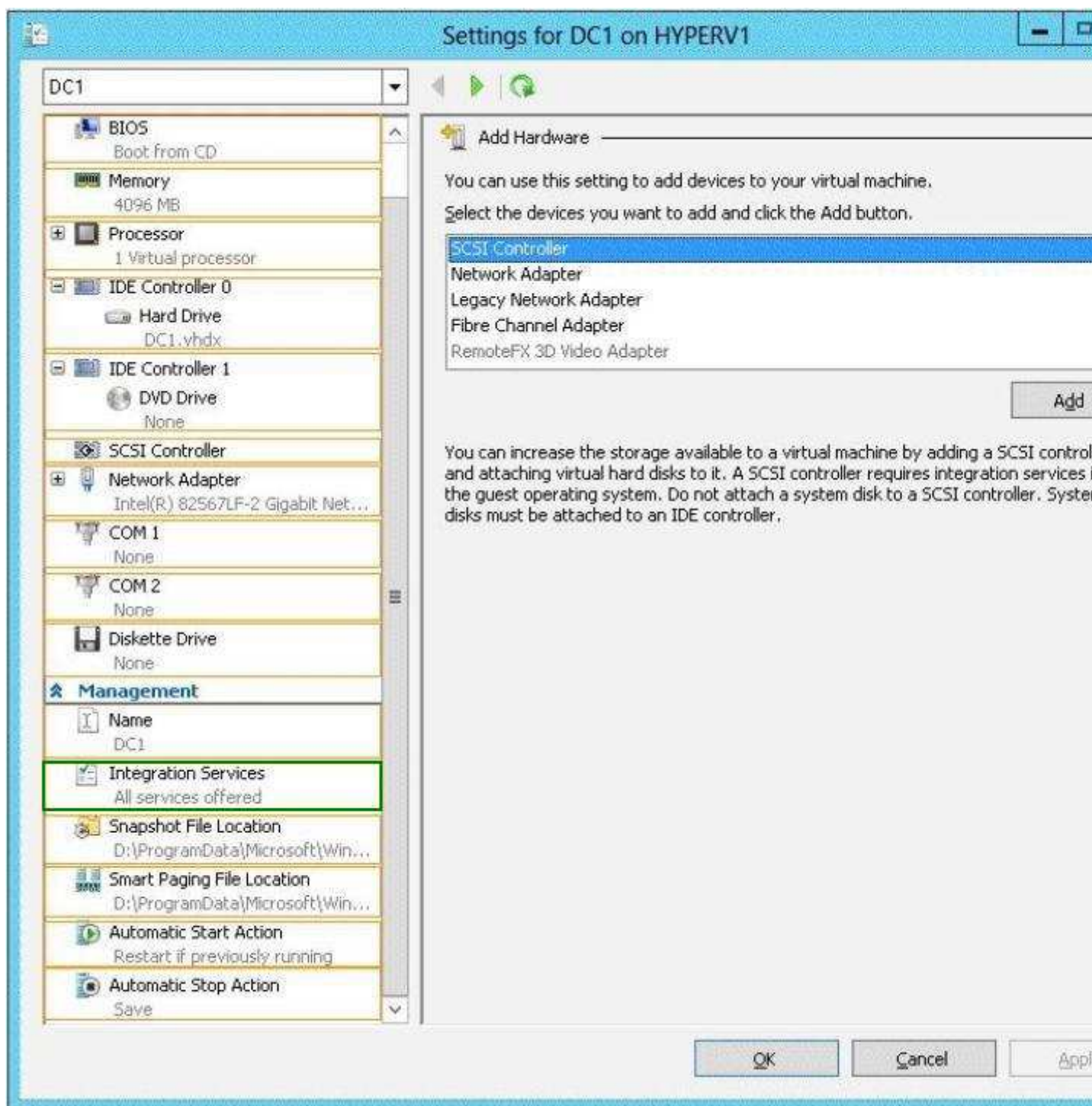
You need to prevent the clock on DC1 from synchronizing from the clock on HYPERV1.

What should you configure? To answer, select the appropriate object in the answer area.

Point and Shoot:



Correct Answer:

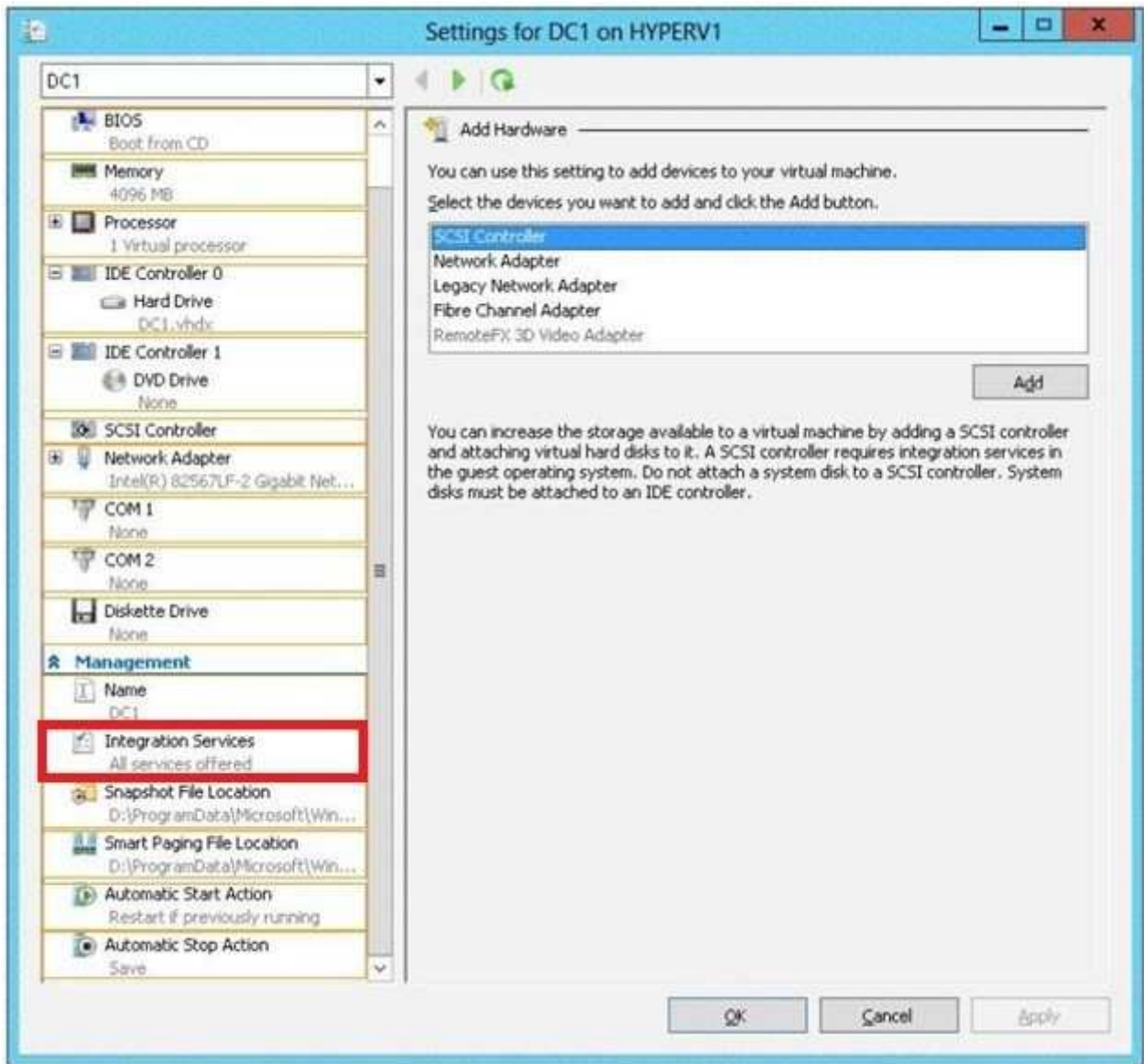


Section: [none]

Explanation

Explanation/Reference:

Explanation:



QUESTION 17

You have a Hyper-V host named Server1 that runs Windows Server 2008 R2. All of the virtual machines on Server1 use VHDs.

You install the Hyper-V server role on a server named Server2 that runs Windows Server 2012 R2. Server2 has the same hardware configurations as Server1.

You plan to migrate the Hyper-V host from Server1 to Server2 by using the Windows Server Migration Tools.

In the table below, identify what can be migrated by using the Windows Server Migration Tools. Make only one selection in each row. Each correct selection is worth one point.

Hot Area:

	Can be migrated	Cannot be migrated
The virtual machine configurations	<input type="radio"/>	<input type="radio"/>
The Hyper-V settings	<input type="radio"/>	<input type="radio"/>
The VHD files that are attached to a virtual machine	<input type="radio"/>	<input type="radio"/>
The virtual floppy disks	<input type="radio"/>	<input type="radio"/>

Correct Answer:

	Can be migrated	Cannot be migrated
The virtual machine configurations	<input type="radio"/>	<input type="radio"/>
The Hyper-V settings	<input type="radio"/>	<input type="radio"/>
The VHD files that are attached to a virtual machine	<input type="radio"/>	<input type="radio"/>
The virtual floppy disks	<input type="radio"/>	<input type="radio"/>

Section: [none]

Explanation

Explanation/Reference:

Explanation:

	Can be migrated	Cannot be migrated
The virtual machine configurations	<input checked="" type="radio"/>	<input type="radio"/>
The Hyper-V settings	<input checked="" type="radio"/>	<input type="radio"/>
The VHD files that are attached to a virtual machine	<input type="radio"/>	<input checked="" type="radio"/>
The virtual floppy disks	<input type="radio"/>	<input checked="" type="radio"/>

Testlet 1

Topic 8, Create and configure virtual machine storage

Create VHDs and VHDX; configure differencing drives; modify VHDs; configure pass-through disks; manage snapshots; implement a virtual Fibre Channel adapter

QUESTION 1

You run a Windows 2012 Hyper-V Role Server, you need to shrink the size of files.vhd. Which powershellcmdlet option you should run first?

- A. Dismount-VHD
- B. Mount-VHD
- C. Resize-VHD
- D. Convert-VHD

Correct Answer: D

Section: [none]

Explanation

Explanation/Reference:

QUESTION 2

Your network contains an Active Directory domain named contoso.com. The domain contains a member server named Server1. Server1 runs Windows Server 2012 R2 and has the Hyper-V server role installed.

You create an external virtual switch named Switch1. Switch1 has the following configurations:

- Connection type: External network
- Single-root I/O visualization (SR-IOV): Enabled
- Ten virtual machines connect to Switch1.

You need to ensure that all of the virtual machines that connect to Switch1 are isolated from the external network and can connect to each other only. The solution must minimize network downtime for the virtual machines.

What should you do?

- A. Change the Connection type of Switch1 to Internal network.
- B. Change the Connection type of Switch1 to Private network.
- C. Remove Switch1 and recreate Switch1 as an internal network.
- D. Remove Switch1 and recreate Switch1 as a private network.

Correct Answer: B

Section: [none]

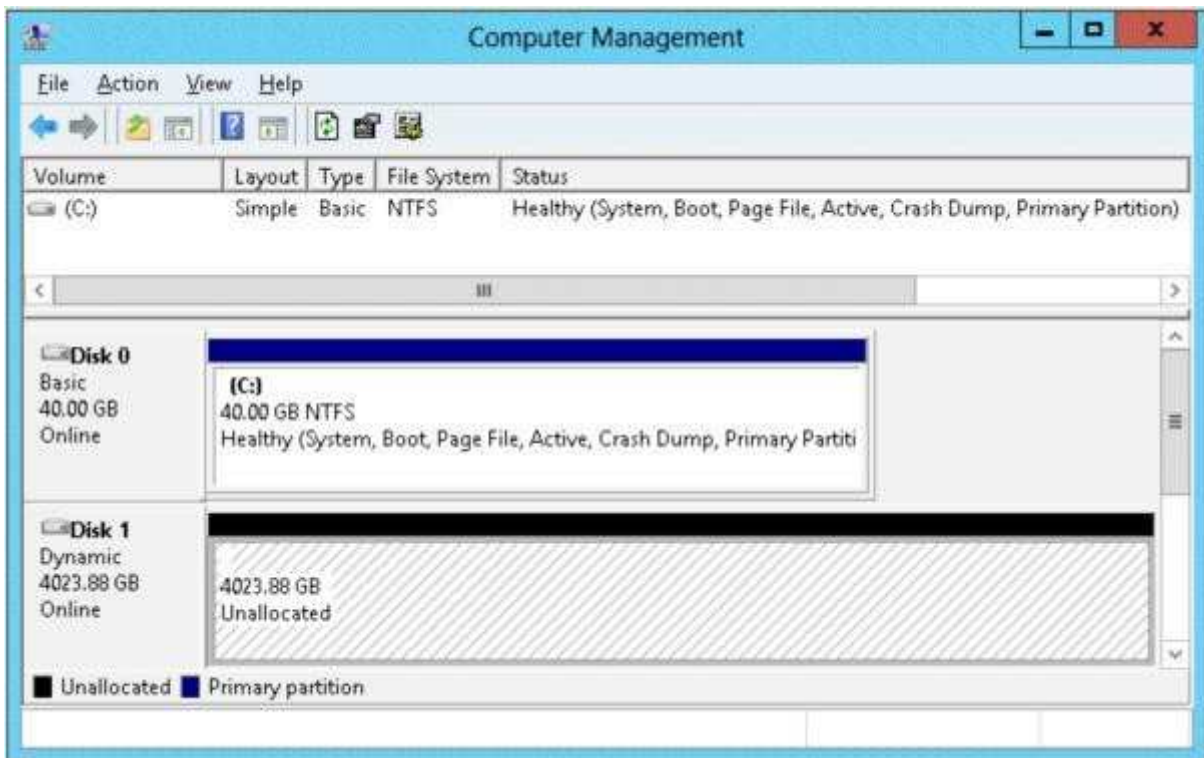
Explanation

Explanation/Reference:

QUESTION 3

You have a server named Server2 that runs Windows Server 2012 R2. Server2 has the Hyper-V server role installed.

The disks on Server2 are configured as shown in the exhibit. (Click the Exhibit button.)



You create a virtual machine on Server2 named VM1. You need to ensure that you can configure a pass-through disk for VM1.

What should you do?

- A. Convert Disk 1 to a MBR disk.
- B. Convert Disk 1 to a basic disk.
- C. Take Disk 1 offline.
- D. Create a partition on Disk 1.

Correct Answer: C

Section: [none]

Explanation

Explanation/Reference:

QUESTION 4

You have a server named Server1 that runs Windows Server 2012 R2. Server1 has the Hyper-V server role installed. Server1 is connected to two Fibre Channel SANs and is configured as shown in the following table.

Host bus adapter (HBA) name	Fibre Channel SAN name
HBA1	SAN1
HBA2	SAN2
HBA3	SAN1
HBA4	SAN2

You have a virtual machine named VM1.

You need to configure VM1 to connect to SAN1.

What should you do first?

- A. Add one HBA.
- B. Create a Virtual Fibre Channel SAN.
- C. Create a Hyper-V virtual switch.
- D. Configure network adapter teaming.

Correct Answer: B

Section: [none]

Explanation

Explanation/Reference:

QUESTION 5

You have a server named Server1 that runs Windows Server 2012 R2. Server1 has the Hyper-V server role installed.

An iSCSI SAN is available on the network.

Server1 hosts four virtual machines named VM1, VM2, VM3, and VM4.

You create a LUN on the SAN.

You need to provide VM1 with access to the LUN. The solution must prevent other virtual machines from accessing the LUN.

What should you configure?

- A. A fixed-size VHDX
- B. A fixed-size VHD
- C. A dynamically expanding VHD
- D. A dynamically expanding VHDX
- E. A pass-through disk

Correct Answer: E

Section: [none]

Explanation

Explanation/Reference:

QUESTION 6

You have a server named Server1 that runs Windows Server 2012 R2. Server1 has the Hyper-V server role installed.

You need to configure storage for a virtual machine to meet the following requirements:

- Support up to 3 TB of data on a single hard disk.
- Allocate disk space as needed.
- Use a portable storage format.

What should you configure?

- A. A pass-through disk
- B. A fixed-size VHD
- C. A dynamically expanding VHD
- D. A fixed-size VHDX
- E. A dynamically expanding VHDX

Correct Answer: E

Section: [none]

Explanation

Explanation/Reference:

QUESTION 7

Your network contains an Active Directory domain named contoso.com. The domain contains a server named Server1. Server1 runs Windows Server 2012 R2 and has the Hyper-V server role installed.

On Server1, you create and start a virtual machine named VM1. VM1 is configured as shown in the following table.

Setting	Configuration
Minimum RAM	2048 MB
Maximum RAM	4096 MB
Disk type	Fixed size
Disk size	100 GB

You plan to create a snapshot of VM1.

You need to recommend a solution to minimize the amount of disk space used for the snapshot of VM1.

What should you do before you create the snapshot?

- A. Run the Stop-VM cmdlet.
- B. Run the Convert-VHD cmdlet.
- C. Decrease the Maximum RAM
- D. Decrease the Minimum RAM.

Correct Answer: C

Section: [none]

Explanation

Explanation/Reference:

QUESTION 8

Your network contains an Active Directory domain named contoso.com. The domain contains a server named Server1. Server1 runs Windows Server 2012 R2 and has the Hyper-V server role installed.

On Server1, you create and start a virtual machine named VM1. VM1 is configured as shown in the following table.

Setting	Configuration
Minimum RAM	2048 MB
Maximum RAM	4096 MB
Disk type	Fixed size
Disk size	100 GB

You need to recommend a solution to minimize the amount of disk space used for the snapshot of VM1.

What should you do before you create the snapshot?

- A. Run the Stop-VM cmdlet.
- B. Decrease the Minimum RAM.
- C. Run the Convert-VHD cmdlet.
- D. Convert disk1.vhd to a dynamically expanding disk.

Correct Answer: D

Section: [none]

Explanation

Explanation/Reference:

QUESTION 9

Your network contains an Active Directory domain named contoso.com. The domain contains a server named Server1. Server1 runs Windows Server 2012 R2 and has the Hyper-V server role installed.

On Server1, you create and start a virtual machine named VM1. VM1 is configured as shown in the following table.

Setting	Configuration
Minimum RAM	2048 MB
Maximum RAM	4096 MB
Disk type	Fixed size
Disk size	100 GB

You need to recommend a solution to minimize the amount of disk space used for the snapshot of VM1.

What should you do before you create the snapshot?

- A. Run the Resize-VHD cmdlet.
- B. Run the Convert-VHD cmdlet.
- C. Run the Stop-VM cmdlet.
- D. Convert disk1.vhd to a dynamically expanding disk.

Correct Answer: D

Section: [none]

Explanation

Explanation/Reference:

QUESTION 10

Your network contains an Active Directory domain named contoso.com. The domain contains a member server named Server1. Server1 runs Windows Server 2012 R2 and has the File Server server role installed.

On Server1, you create a share named Documents.

You need to ensure that users can recover files that they accidentally delete from Documents.



<http://www.gratisexam.com/>

What should you do?

- A. Enable shadow copies by using Computer Management.
- B. Modify the Startup type of the Volume Shadow Copy Service (VSS) by using the Services console.
- C. Create a recovery partition by using Windows Assessment and Deployment Kit (Windows ADK).

D. Create a storage pool that contains a two-way mirrored volume by using Server Manager.

Correct Answer: A

Section: [none]

Explanation

Explanation/Reference:

QUESTION 11

Your network contains an Active Directory domain named contoso.com. The domain contains a server named Server1. Server1 runs Windows Server 2012 R2.

You need to create 3-TB virtual hard disk (VHD) on Server1.

Which tool should you use?

- A. Server Manager
- B. New-StorageSubsystemVirtualDisk
- C. Computer Management
- D. Share and Storage Management

Correct Answer: D

Section: [none]

Explanation

Explanation/Reference:

QUESTION 12

Your network contains an Active Directory domain named contoso.com. The domain contains a server named Server1. Server1 runs Windows Server 2012 R2 and has the Hyper-V server role installed.

On Server1, you create and start a virtual machine named VM1. VM1 is configured as shown in the following table.

Setting	Configuration
Minimum RAM	2048 MB
Maximum RAM	4096 MB
Disk type	Fixed size
Disk size	100 GB

You plan to create a snapshot of VM1.

You need to recommend a solution to minimize the amount of disk space used for the snapshot of VM1.

What should you do before you create the snapshot?

- A. Run the Resize-VHD cmdlet.
- B. Run the Stop-VM cmdlet.
- C. Configure VM1 to have a smaller virtual disk.
- D. Run the Convert-VHD cmdlet.

Correct Answer: C

Section: [none]

Explanation

Explanation/Reference:

QUESTION 13

Your network contains an Active Directory domain named contoso.com. The domain contains a server named Server1. Server1 runs Windows Server 2012 R2 and has the Hyper-V server role installed.

On Server1, you create and start a virtual machine named VM1. VM1 is configured as shown in the following table.

Setting	Configuration
Minimum RAM	2048 MB
Maximum RAM	4096 MB
Disk type	Fixed size
Disk size	100 GB

You need to recommend a solution to minimize the amount of disk space used for the snapshot of VM1.

What should you do before you create the snapshot?

- A. Convert disk1.vhd to a dynamically expanding disk.
- B. Shutdown VM1.
- C. Decrease the Minimum RAM.
- D. Decrease the Maximum RAM.

Correct Answer: A

Section: [none]

Explanation

Explanation/Reference:

QUESTION 14

Your network contains a Hyper-V host named Server1 that runs Windows Server 2012 R2. Server1 hosts a virtual machine named VM1 that runs Windows Server 2012 R2. You take a snapshot of VM1, and then you install an application on VM1. You verify that the application runs properly.

You need to ensure that the current state of VM1 is contained in a single virtual hard disk file. The solution must minimize the amount of downtime on VM1.

What should you do?

- A. From Hyper-V Manager, delete the snapshot.
- B. From a command prompt, run `dism.exe` and specify the `/commit-image` parameter.
- C. From a command prompt, run `dism.exe` and specify the `/delete-image` parameter.
- D. From Hyper-V Manager, inspect the virtual hard disk.

Correct Answer: A

Section: [none]

Explanation

Explanation/Reference:

QUESTION 15

Your network contains an Active Directory domain named contoso.com. The domain contains a server named Server1. Server1 runs Windows Server 2012 R2 and has the Hyper-V server role installed. On Server1, you create and start a virtual machine named VM1.

VM1 is configured as shown in the following table.

Setting	Configuration
Minimum RAM	2048 MB
Maximum RAM	4096 MB
Disk type	Fixed size
Disk size	100 GB

You plan to create a snapshot of VM1. You need to recommend a solution to minimize the amount of disk space used for the snapshot of VM1.

What should you do before you create the snapshot?

- A. Shut down VM1.
- B. Decrease the Minimum RAM.
- C. Configure VM1 to have a smaller virtual disk.
- D. Convert disk1.vhd to a dynamically expanding disk.
- E. Run the Stop-VM cmdlet.
- F. Run the Resize-VHD cmdlet.
- G. Run the Convert-VHD cmdlet.

Correct Answer: D

Section: [none]

Explanation

Explanation/Reference:

QUESTION 16

You run a Windows 2012 Hyper-V Role Server, you need to shrink the size of files.vhd(200GB).

Using the Edit Virtual Disk Wizard what option should you choose.

- A. Compact
- B. Shrink
- C. Resize
- D. Convert

Correct Answer: D

Section: [none]

Explanation

Explanation/Reference:

QUESTION 17

You have a Hyper-V host named Server1 that runs Windows Server 2012 R2.

Server1 hosts a virtual machine named VM1 that runs Windows Server 2012 R2.
VM1 has several snapshots.

You need to modify the snapshot file location of VM1.

What should you do?

- A. Right-click VM1, and then click Export...
- B. Modify the Hyper-V settings.
- C. Delete the existing snapshots, and then modify the settings of VM1.
- D. Shut down VM1, and then modify the settings of VM1.

Correct Answer: C

Section: [none]

Explanation

Explanation/Reference:

QUESTION 18

You have a Hyper-V host named Host1 that connects to a SAN by using a hardware Fibre Channel adapter.

Host1 contains two virtual machines named VM1 and VM2.

You need to provide VM1 with direct access to the SAN. VM2 must not require access to the SAN.

Which two configurations should you perform? (Each correct answer presents part of the solution. Choose two.)

- A. On VM1, configure a Fibre Channel adapter.
- B. On Host1, configure a new virtual switch.
- C. On VM1, add a network adapter.
- D. On Host1, configure a new Virtual Fibre Channel SAN.
- E. On Host1, modify the Hyper-V settings.

Correct Answer: AD

Section: [none]

Explanation

Explanation/Reference:

QUESTION 19

You have a Hyper-V host named Server1 that runs Windows Server 2012 R2.

Server1 hosts a virtual machine named VM1 that runs Windows Server 2012 R2.

VM1 has several snapshots.

You need to modify the snapshot file location of VM1.

What should you do?

- A. Right-click VM1, and then click Export...
- B. Shut down VM1, and then modify the settings of VM1.
- C. Delete the existing snapshots, and then modify the settings of VM1.
- D. Pause VM1, and then modify the settings of VM1.

Correct Answer: AC

Section: [none]

Explanation

Explanation/Reference:

QUESTION 20

Your network contains an active directory domain named Contoso.com. The domain contains a server named Server1 that runs Windows Server 2012 R2 and has the Hyper-V server role installed.

You have a virtual machine named VM1. VM1 has a snapshot.

You need to modify the Snapshot File Location of VM1.

What should you do First?

- A. Copy the snapshot file
- B. Pause VM1
- C. Shut down VM1
- D. Delete the snapshot

Correct Answer: D

Section: [none]

Explanation

Explanation/Reference:

QUESTION 21

You have a server named Server1 that runs Windows Server 8. Server1 has the Hyper-V server role installed.

You have fixed-size VHD named Files.vhd.

You need to make the contents in Files.vhd available to several virtual machines.

The solution must meet the following requirements:

- Ensure that if the contents are changed on any virtual machine, the changes are not reflected on the other virtual machines.
- Minimize the amount of disk space used.

What should you do?

- A. Create a dynamically expanding VHDX. Transfer the information from Files.vhd to the new VHDX file.
- B. Create a fixed-size VHDX. Transfer the information from Files.vhd to the new VHDX file.
- C. Convert Files.vhd to a dynamically expanding VHD.
- D. Create differencing VHDXs that use Files.vhd as the parent disk.

Correct Answer: D

Section: [none]

Explanation

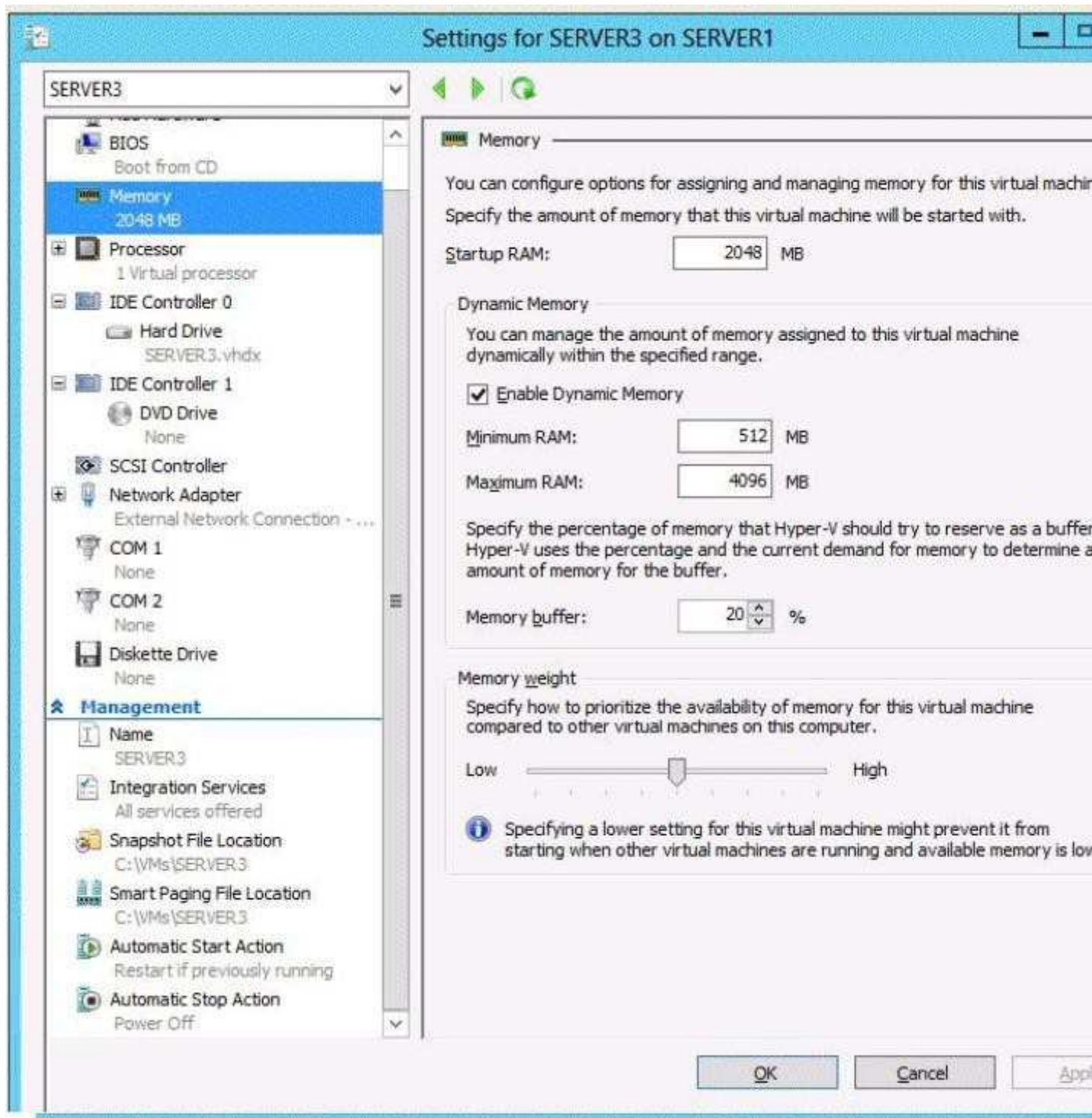
Explanation/Reference:

QUESTION 22

You have a server named Server1 that runs Windows Server 2012 R2. Server1 has the Hyper-V server role installed. Server1 has 8 GB of RAM.

Server1 hosts five virtual machines that run Windows Server 2012 R2.

The settings of a virtual machine named Server3 are configured as shown in the exhibit. (Click the Exhibit button.)



You need to ensure that when Server1 restarts, Server3 automatically resumes without intervention. The solution must prevent data loss.

Which settings should you modify?

- A. BIOS
- B. Automatic Start Action
- C. Automatic Stop Action
- D. Integration Services

Correct Answer: C
Section: [none]

Explanation

Explanation/Reference:

QUESTION 23

You have two servers named Server1 and Server2 that run Windows Server 2012 R2. Server1 has the Hyper-V server role installed. Server1 hosts a virtual machine named VM1.

VM1 is currently running. VM1 has a snapshot that was created two weeks ago.

You plan to use Server2 to perform a forensic analysis of the contents of the disk of VM1 from two weeks ago.

You need to ensure that you can view the contents of the disk of VM1 from two weeks ago from Server2.

Which three actions should you perform in sequence? (To answer, move the appropriate three actions from the list of actions to the answer area and arrange them in the correct order.)

Select and Place:

Actions	Answer Area
On Server2, run the Mount-Vhd cmdlet.	
On Server1, right-click VM1 , and then click Shutdown .	
On Server1, right-click VM1 , and then click Save .	
On Server1, right-click the snapshot of VM1, and then click Export...	
On Server2, run the dism.exe command and specify the <i>/Append-Image</i> parameter.	
On Server1, right-click VM1 , and then click Export...	

Correct Answer:

Actions	Answer Area
	On Server1, right-click VM1 , and then Shutdown .
On Server1, right-click VM1 , and then click Save .	On Server1, right-click the snapshot of VM1 , and then click Export...
On Server2, run the dism.exe command and specify the <i>/Append-Image</i> parameter.	On Server2, run the Mount-Vhd cmdlet.
On Server1, right-click VM1 , and then click Export...	

Section: [none]

Explanation

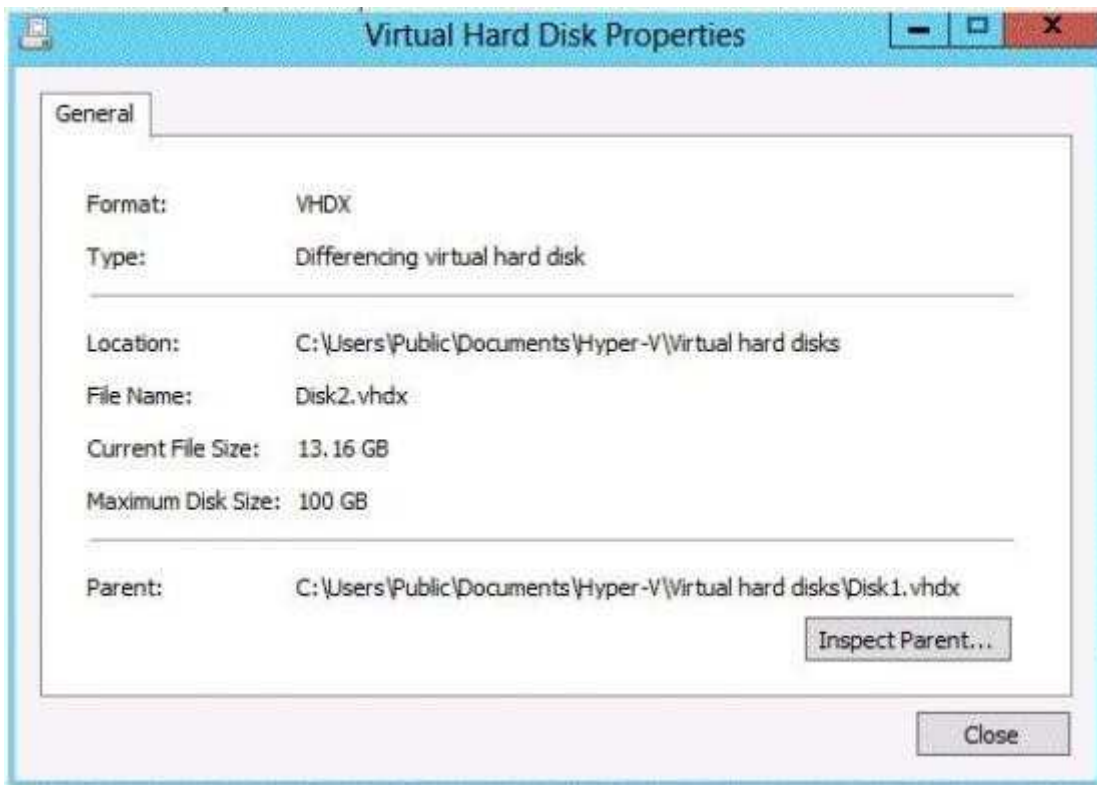
Explanation/Reference:

QUESTION 24

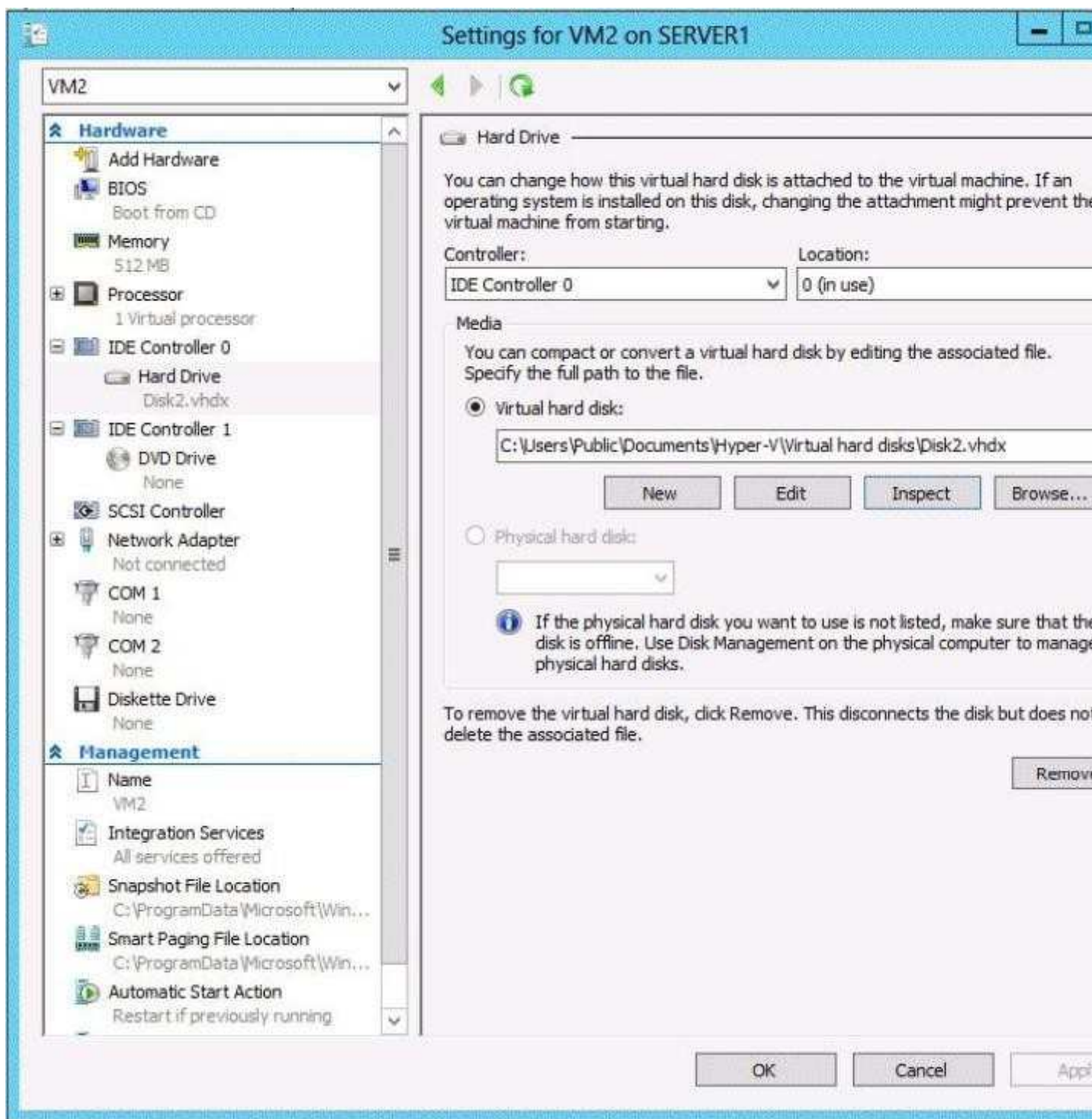
The settings for a virtual machine named VM2 are configured as shown in the VM2 exhibit. (Click the Exhibit button.)



The settings for Disk1.vhdx are configured as shown in the Disk1.vhdx exhibit. (Click the Exhibit button.)



The settings for Disk2.vhdx are configured as shown in the Disk2.vhdx exhibit. (Click the Exhibit button.)



Select Yes if the statement can be shown to be true based on the available information; otherwise select No. Each correct selection is worth one point.

Hot Area:

	Yes	No
You can compact Disk1.vhdx while VM2 is running.	<input type="radio"/>	<input type="radio"/>
You can compact Disk2.vhdx while VM2 is running.	<input type="radio"/>	<input type="radio"/>
You can convert Disk2.vhdx to a .vhd file while VM2 is running.	<input type="radio"/>	<input type="radio"/>

Correct Answer:

	Yes	No
You can compact Disk1.vhdx while VM2 is running.	<input type="radio"/>	<input type="radio"/>
You can compact Disk2.vhdx while VM2 is running.	<input type="radio"/>	<input type="radio"/>
You can convert Disk2.vhdx to a .vhd file while VM2 is running.	<input type="radio"/>	<input type="radio"/>

Section: [none]

Explanation

Explanation/Reference:

Explanation:

	Yes	No
You can compact Disk1.vhdx while VM2 is running.	<input type="radio"/>	<input checked="" type="radio"/>
You can compact Disk2.vhdx while VM2 is running.	<input type="radio"/>	<input checked="" type="radio"/>
You can convert Disk2.vhdx to a .vhd file while VM2 is running.	<input type="radio"/>	<input checked="" type="radio"/>

Testlet 1

Topic 9, Create and configure virtual networks

Implement Hyper-V Network Virtualization; configure Hyper-V virtual switches; optimize network performance; configure MAC addresses; configure network isolation; configure synthetic and legacy virtual network adapters

QUESTION 1

Your network contains a server named Server1 that runs Windows Server 2012 R2. Server1 has the Hyper-V server role installed.

Server1 hosts four virtual machines named VM1, VM2, VM3, and VM4. Server1 is configured as shown in the following table.

Hardware component	Configuration
Processor	Eight quad-core CPUs that have non-uniform memory access (NUMA)
Memory	32 GB of RAM
Disk	Two local 4-TB disks
Network	Eight network adapters VMQ-supported PCI-SIG-supported

You install a network monitoring application on VM2. You need to ensure that all of the traffic sent to VM3 can be captured on VM2.

What should you configure?

- A. NUMA topology
- B. Resource control
- C. resource metering
- D. virtual Machine Chimney
- E. the VLAN ID
- F. Processor Compatibility
- G. the startup order
- H. Automatic Start Action
- I. Integration Services
- J. Port mirroring
- K. Single-root I/O virtualization

Correct Answer: J

Section: [none]

Explanation

Explanation/Reference:

QUESTION 2

You have a server named Core1 that has a Server Core Installation of Windows Server 2012 R2. Core1 has the Hyper-V server role installed. Core1 has two network adapters from different third-party hardware vendors.

You need to configure network traffic failover to prevent connectivity loss if a network adapter fails.

What should you use?

- A. New-NetSwitchTeam
- B. Add-NetSwitchTeamMember
- C. Install-Feature
- D. netsh.exe

Correct Answer: A

Section: [none]

Explanation

Explanation/Reference:

QUESTION 3

You have a file server named Server1 that runs Windows Server 8.

Server1 has following hardware configurations:

- 16GB of RAM
- A single quad-core CPU
- Three network teams that have two network adapters each

You add additional CPUs and RAM to Server1.

You repurpose Server1 as a virtualization host.

You install the Hyper-V server role on Server1.

You need to create four external virtual switches in Hyper-V.

Which cmdlet should you run first?

- A. Set-NetAdapter
- B. Add-NetLbfoTeamNic
- C. Add-VMNetworkAdapter
- D. Remove-NetLbfoTeam

Correct Answer: B

Section: [none]

Explanation

Explanation/Reference:

QUESTION 4

Your network contains an Active Directory domain named contoso.com. The domain contains a member server named HVServer1. HVServer1 runs Windows Server 2012 R2 and has the Hyper-V server role installed.

HVServer1 hosts two virtual machines named Server1 and Server2. Both virtual machines connect to a virtual switch named Switch1.

On Server2, you install a network monitoring application named App1.

You need to capture all of the inbound and outbound traffic to Server1 by using App1.

Which two commands should you run from Windows PowerShell? (Each correct answer presents part of the solution. Choose two.)

- A. Get-VM "Server2" | Set-VMNetworkAdapter -IovWeight 1
- B. Get-VM "Server1" | Set-VMNetworkAdapter -AllowTeaming On
- C. Get-VM "Server1" | Set-VMNetworkAdapter -PortMirroring Source
- D. Get-VM "Server2" | Set-VMNetworkAdapter -PortMirroring Destination
- E. Get-VM "Server1" | Set-VMNetworkAdapter -IovWeight 0

F. Get-VM "Server2" | Set-VMNetworkAdapter-AllowTeaming On

Correct Answer: CD

Section: [none]

Explanation

Explanation/Reference:

QUESTION 5

You have external virtual switch with srv-io enabled with 10 Virtual Machines on it. You need to make the Virtual Machines able to talk only to each other.

- A. remove the vswitch and recreate it as private.
- B. add new vswitch
- C. remove vswitch and recreate it as public
- D. adjust srv-io settings

Correct Answer: A

Section: [none]

Explanation

Explanation/Reference:

QUESTION 6

Your network contains an Active Directory domain named contoso.com. The domain contains a member server named HVServer1. HVServer1 runs Windows Server 2012 R2 and has the Hyper-V server role installed.

HVServer1 hosts 10 virtual machines. All of the virtual machines connect to a virtual switch named Switch1. Switch1 is configured as a private network. All of the virtual machines have the DHCP guard and the router guard settings enabled.

You install the DHCP server role on a virtual machine named Server 1. You authorize Server1 as a DHCP server in contoso.com. You create an IP scope.

You discover that the virtual machines connected to Switch1 do not receive IP settings from Server1.

You need to ensure that the virtual machines can use Server1 as a DHCP server.

What should you do?

- A. Enable MAC address spoofing on Server1.
- B. Disable the DHCP guard on all of the virtual machines that are DHCP clients.
- C. Disable the DHCP guard on Server1.
- D. Enable single-root I/O virtualization (SR-IOV) on Server1.

Correct Answer: D

Section: [none]

Explanation

Explanation/Reference:

QUESTION 7

Your network contains an Active Directory domain named contoso.com. The domain contains a server named Server1 that runs Windows Server 2012 R2. Server1 has the Hyper-V server role installed. Server1 has a virtual switch named RDS Virtual.

You replace all of the network adapters on Server1 with new network adapters that support single-root I/O virtualization (SR-IOV).

You need to enable SR-IOV for all of the virtual machines on Server1.

Which two actions should you perform? (Each correct answer presents part of the solution. Choose two.)

- A. On each virtual machine, modify the Advanced Features settings of the network adapter.
- B. Modify the settings of the RDS Virtual virtual switch.
- C. On each virtual machine, modify the BIOS settings.
- D. Delete, and then recreate the RDS Virtual virtual switch.
- E. On each virtual machine, modify the Hardware Acceleration settings of the network adapter.

Correct Answer: DE

Section: [none]

Explanation

Explanation/Reference:

QUESTION 8

Your network contains two Hyper-V hosts that run Windows Server 2012 R2. The Hyper-V hosts contains several virtual machines that run Windows Server 2012 R2.

You install the Network Load Balancing feature on the virtual machines. You need to configure the virtual machines to support Network Load Balancing (NLB).

Which virtual machine settings should you configure?

- A. Port mirroring
- B. DHCP guard
- C. Router guard
- D. MAC address

Correct Answer: D

Section: [none]

Explanation

Explanation/Reference:

QUESTION 9

Your network contains an Active Directory domain named contoso.com. The domain contains a server named Server1. Server1 runs Windows Server 2012 R2 and has the Hyper-V server role installed. On Server1, an administrator creates a virtual machine named VM1.

A user named User1 is the member of the local Administrators group on Server1.

User1 attempts to modify the settings of VM1 as shown in the following exhibit. (Click the Exhibit button.)



```
Windows PowerShell
PS C:\> Set-VM vm1 -ProcessorCount 4
Set-VM : The parameter is not valid. Hyper-V was unable to find a virtual machine with name vm1
At line:1 char:1
+ Set-VM vm1 -ProcessorCount 4
~
+ CategoryInfo          : InvalidArgument: (vm1:String) [Set-VM], VirtualizationInvalidArgu
+ FullyQualifiedErrorId : InvalidParameter,Microsoft.HyperV.PowerShell.Commands.SetVM

PS C:\>
```

You need to ensure that User1 can modify the settings of VM1 by running the Set-Vm cmdlet.

What should you instruct User1 to do?

- A. Import the Hyper-V module.
- B. Install the Integration Services on VM1.
- C. Run Windows PowerShell with elevated privileges.
- D. Modify the membership of the local Hyper-V Administrators group.

Correct Answer: C

Section: [none]

Explanation

Explanation/Reference:

QUESTION 10

Your network contains a Hyper-V host named Hyperv1 that runs Windows Server 2012 R2. Hyperv1 has a virtual switch named Switch1.

You replace all of the network adapters on Hyperv1 with new network adapters that support single-root I/O virtualization (SR-IOV). You need to enable SR-IOV for all of the virtual machines on Hyperv1.

Which two actions should you perform? (Each correct answer presents part of the solution. Choose two.)

- A. On each virtual machine, modify the Advanced Features settings of the network adapter.
- B. Modify the settings of the Switch1 virtual switch.
- C. Delete, and then recreate the Switch1 virtual switch.
- D. On each virtual machine, modify the BIOS settings.
- E. On each virtual machine, modify the Hardware Acceleration settings of the network adapter.

Correct Answer: CE

Section: [none]

Explanation

Explanation/Reference:

QUESTION 11

You have a server named Server1 that runs Windows Server 2012 R2. Server1 has the Hyper-V server role installed.

On Server1, you create a virtual machine named VM1. VM1 has a legacy network adapter. You need to assign a specific amount of available network bandwidth to VM1.

What should you do first?

- A. Remove the legacy network adapter, and then run the Set-VMNetworkAdaptercmdlet.
- B. Add a second legacy network adapter, and then run the Set-VMNetworkAdaptercmdlet.
- C. Add a second legacy network adapter, and then configure network adapter teaming.
- D. Remove the legacy network adapter, and then add a network adapter.

Correct Answer: D

Section: [none]

Explanation

Explanation/Reference:

QUESTION 12

You have a server named Server1 that runs Windows Server 2012 R2.

You plan to enable Hyper-V Network Virtualization on Server1. You need to install the Windows Network Virtualization Filter Driver on Server1.

Which Windows PowerShell cmdlet should you run?

- A. Set-NetVirtualizationGlobal
- B. Set-NetAdapterVmq
- C. Add-WindowsFeature
- D. Enable-NetAdapterBinding

Correct Answer: D

Section: [none]

Explanation

Explanation/Reference:

QUESTION 13

You have a server named Server1 that runs Windows Server 2012 R2.

You plan to enable Hyper-V Network Virtualization on Server1.

You need to install the Windows Network Virtualization Filter Driver on Server1.

Which Windows PowerShell cmdlet should you run?

- A. Set-NetVirtualizationGlobal
- B. Set-NetAdapterVmq
- C. Add-WindowsFeature
- D. Enable-NetAdapterBinding

Correct Answer: D

Section: [none]

Explanation

Explanation/Reference:

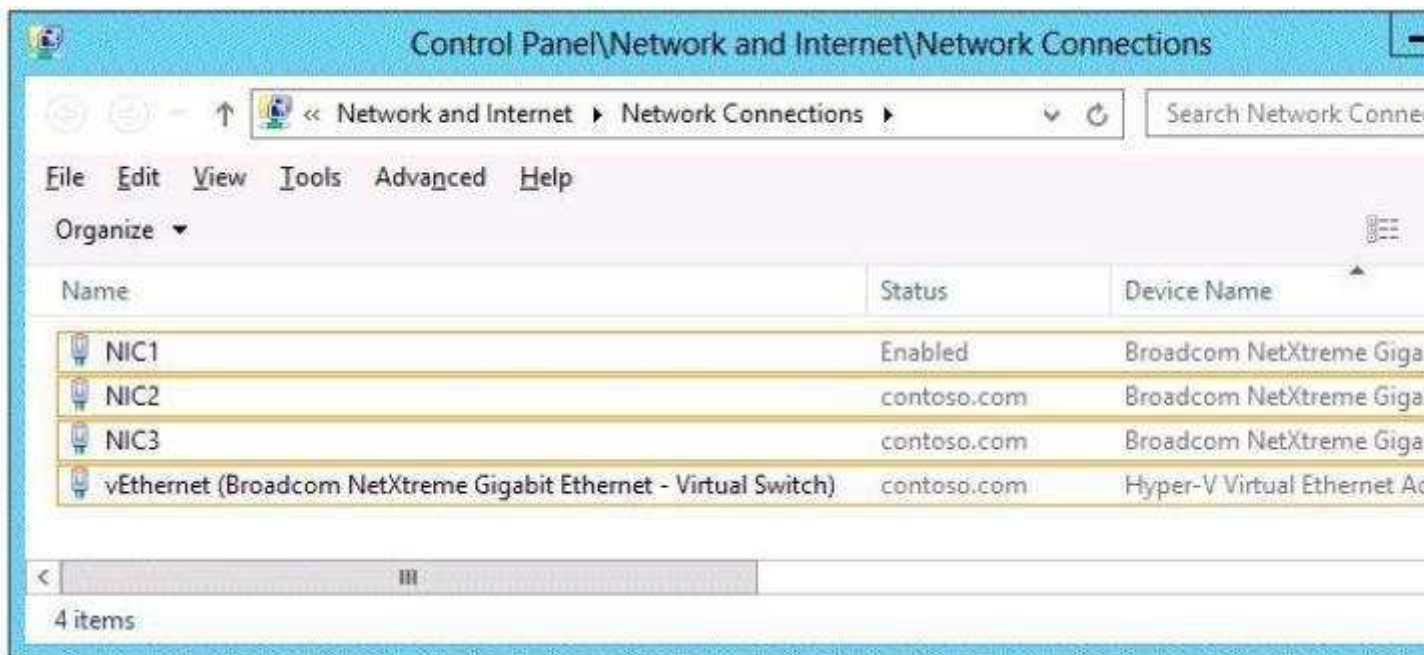
QUESTION 14

You have a server named Server1 that runs Windows Server 2012 R2. Server1 has the Hyper-V server role installed.

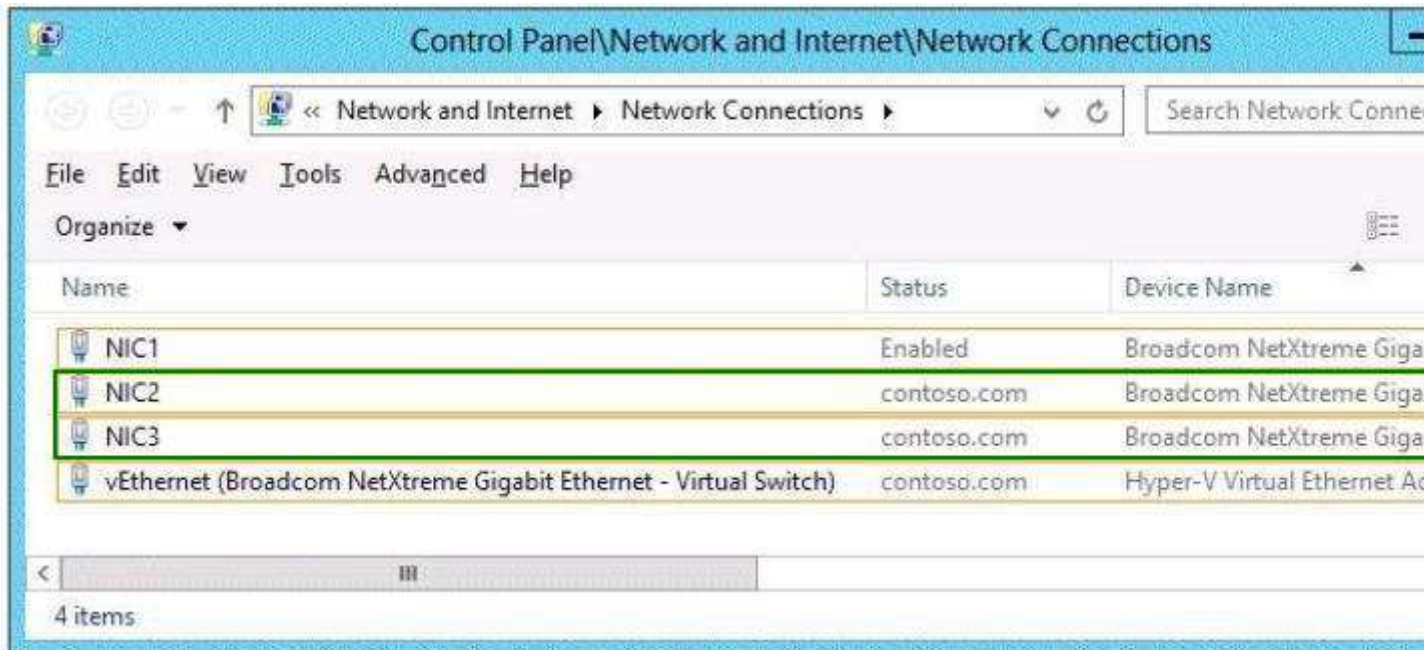
You need to implement NIC teaming on Server1.

Which two network connections should you include on the NIC team? (To answer, select the two appropriate network connections in the answer area.)

Point and Shoot:



Correct Answer:

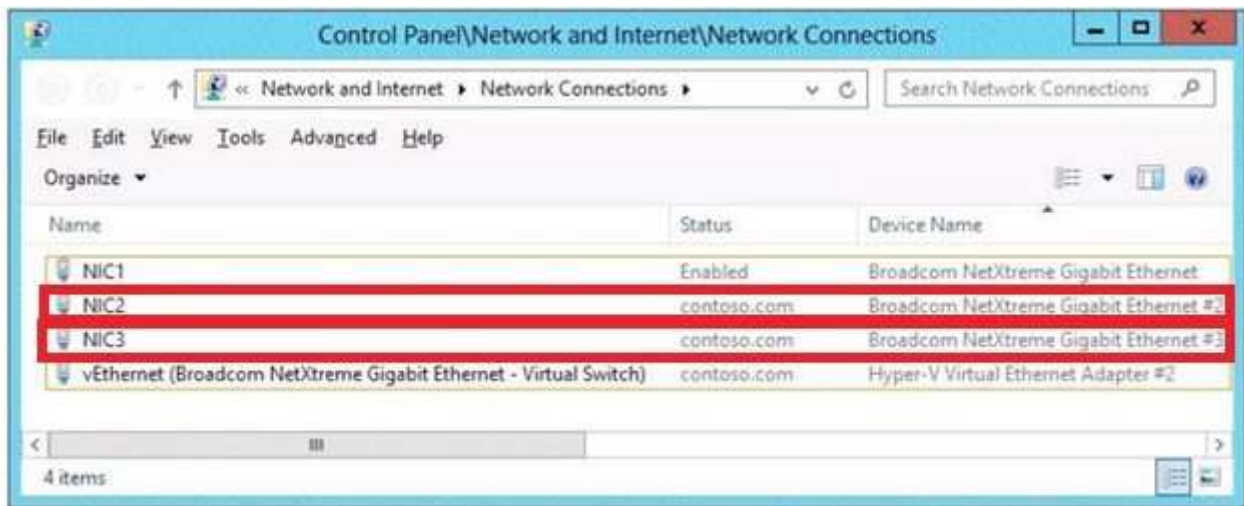


Section: [none]

Explanation

Explanation/Reference:

Explanation:

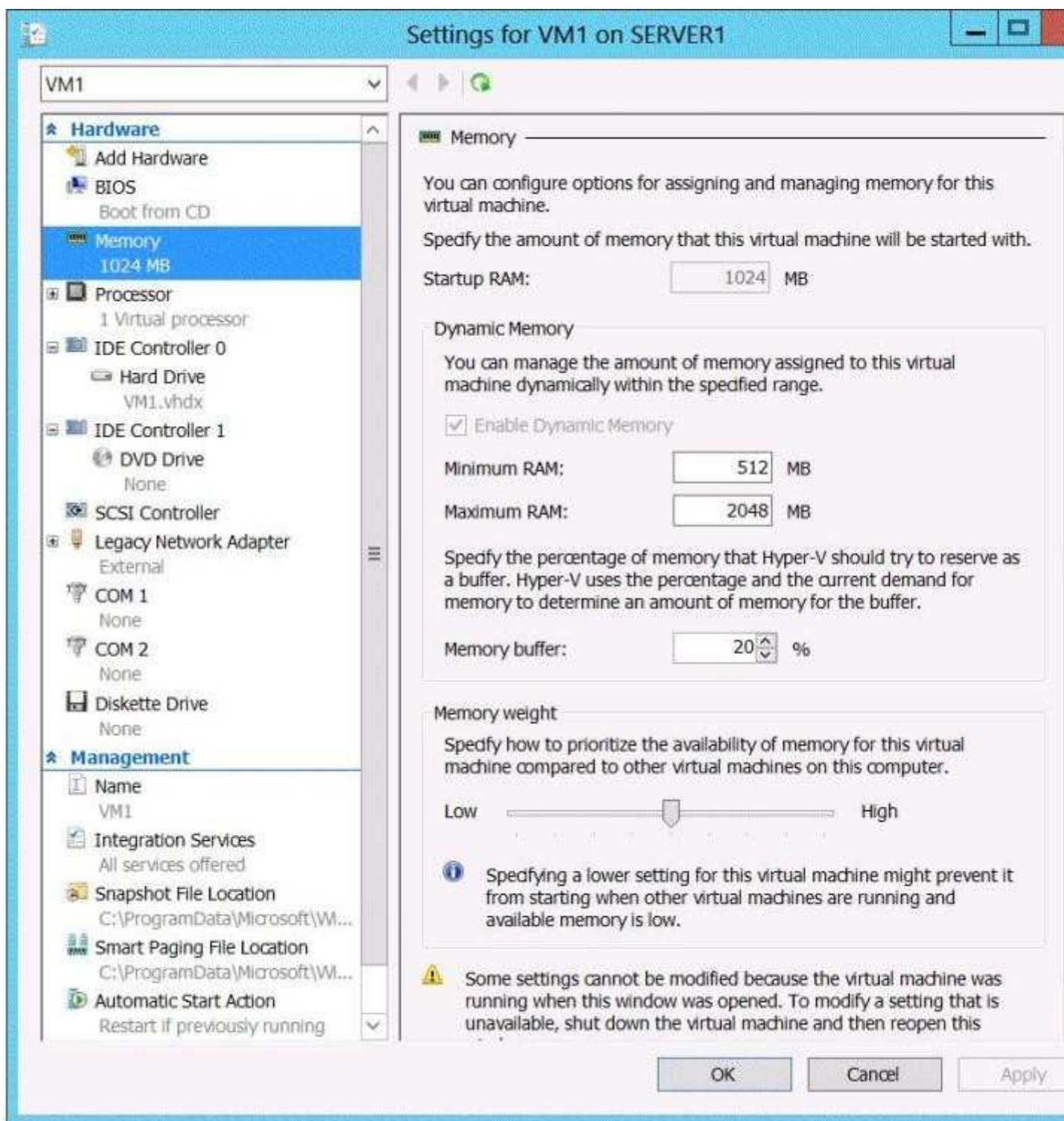


QUESTION 15

You have a Hyper-V host named Server1.

Server1 hosts a virtual machine named VM1.

You view the properties of VM1 as shown in the following exhibit. (Click the Exhibit button.)



You need to configure bandwidth management for VM1.

Which three actions should you perform in sequence? (To answer, move the appropriate three actions from the list of actions to the answer area and arrange them in the correct order.)

Select and Place:

Actions	Answer Area
Configure the properties of the synthetic network adapter.	
Enable Hyper-V resource metering.	
Shut down VM1.	
Configure the properties of the legacy network adapter.	
Add a network adapter to VM1.	

Correct Answer:

Actions	Answer Area
	Shut down VM1.
Enable Hyper-V resource metering.	Add a network adapter to VM1.
Configure the properties of the legacy network adapter.	Configure the properties of the synthetic network adapter.

Section: [none]

Explanation

Explanation/Reference:

Explanation:

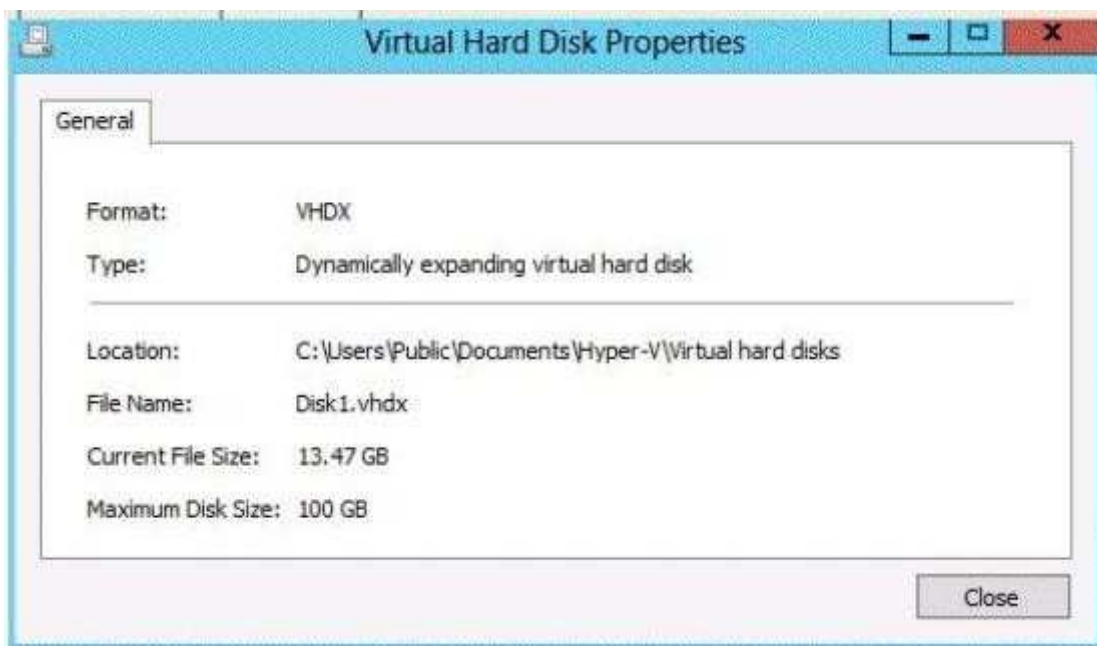
Box 1: Shut down VM1.

Box 2: Add a network adapter to VM1.

Box 3: Configure the properties of the synthetic network adapter.

QUESTION 16

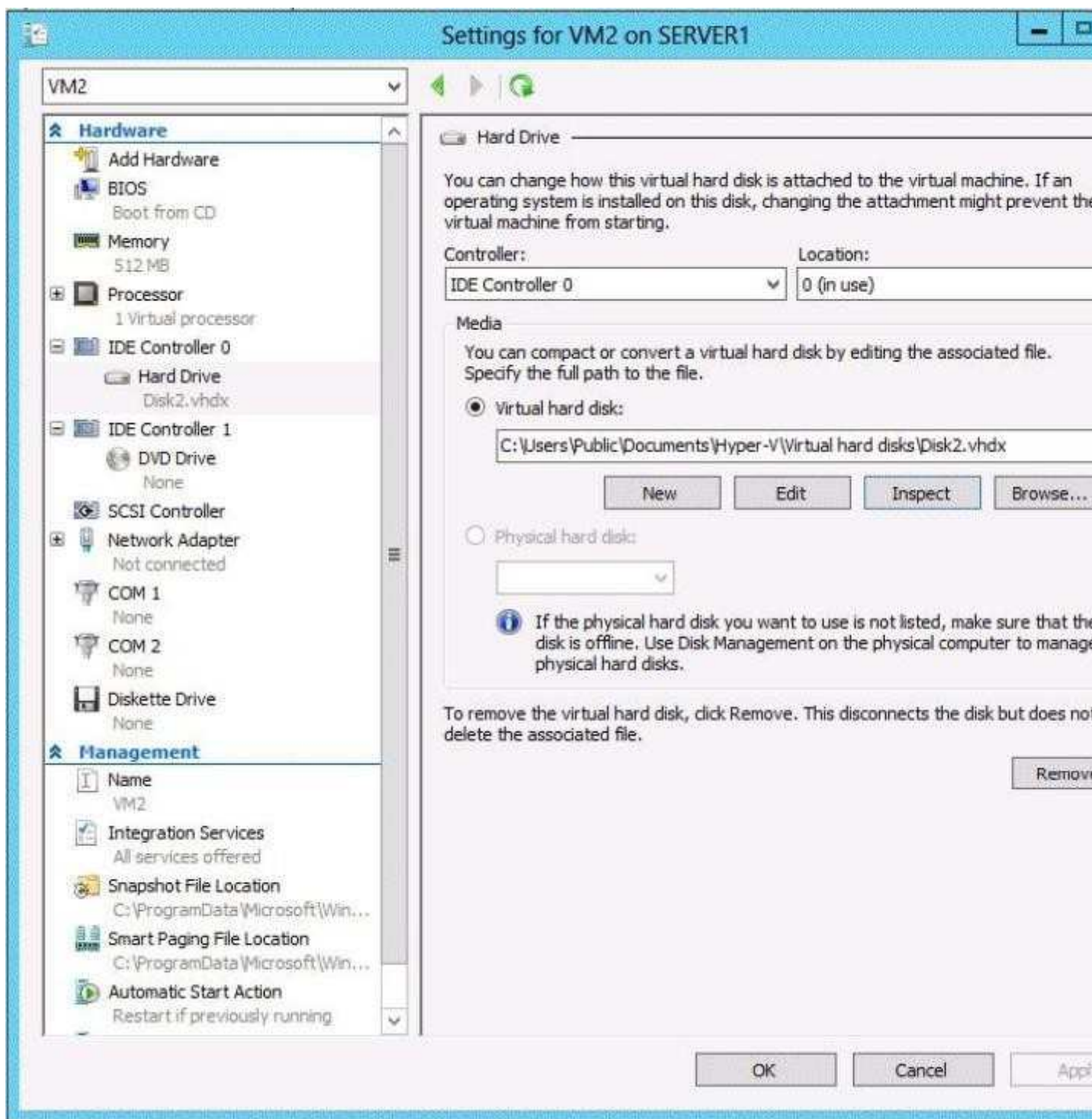
The settings for a virtual machine named VM2 are configured as shown in the VM2 exhibit.
(Click the Exhibit button.)



The settings for Disk1.vhdx are configured as shown in the Disk1.vhdx exhibit. (Click the Exhibit button.)



The settings for Disk2.vhdx are configured as shown in the Disk2.vhdx exhibit. (Click the Exhibit button.)



Select Yes if the statement can be shown to be true based on the available information; otherwise select No. Each correct selection is worth one point.

Hot Area:

	Yes	No
You can compact Disk1.vhdx while VM2 is running.	<input type="radio"/>	<input type="radio"/>
You can compact Disk2.vhdx while VM2 is running.	<input type="radio"/>	<input type="radio"/>
You can convert Disk2.vhdx to a .vhd file while VM2 is running.	<input type="radio"/>	<input type="radio"/>

Correct Answer:

	Yes	No
You can compact Disk1.vhdx while VM2 is running.	<input type="radio"/>	<input type="radio"/>
You can compact Disk2.vhdx while VM2 is running.	<input type="radio"/>	<input type="radio"/>
You can convert Disk2.vhdx to a .vhd file while VM2 is running.	<input type="radio"/>	<input type="radio"/>

Section: [none]

Explanation

Explanation/Reference:

Explanation:

	Yes	No
You can compact Disk1.vhdx while VM2 is running.	<input type="radio"/>	<input checked="" type="radio"/>
You can compact Disk2.vhdx while VM2 is running.	<input type="radio"/>	<input checked="" type="radio"/>
You can convert Disk2.vhdx to a .vhd file while VM2 is running.	<input type="radio"/>	<input checked="" type="radio"/>

QUESTION 17

You have a Hyper-V host named Server1.

A technician creates a virtual machine named VM1 on Server1 by using the New Virtual Machine Wizard.

You start VM1 and you discover that there is no option to start by using PXE.

You need to ensure that you can start VM1 by using PXE.

Which three actions should you perform in sequence? (To answer, move the appropriate three actions from the list of actions to the answer area and arrange them in the correct order.)

Select and Place:

Actions		Answer Area
Shut down VM1.		
Add a legacy network adapter to VM1.		
Modify the BIOS settings of VM1.		
Install Integration Services on VM1.		
Modify the virtual switch settings of the legacy network adapter.		
Enable DHCP guard on the legacy network adapter.		

Correct Answer:

Actions	Answer Area
	Shut down VM1.
Add a legacy network adapter to VM1.	Modify the virtual switch settings of the legacy network adapter.
Install Integration Services on VM1.	Modify the BIOS settings of VM1.
Enable DHCP guard on the legacy network adapter.	

Section: [none]

Explanation

Explanation/Reference:

Explanation:

Box 1: Shut down VM1.

Box 2: Modify the virtual switch settings of the legacy network adapter.

Box 3: Modify the BIOS settings of VM1.

Testlet 1

Topic 10, Configure IPv4 and IPv6 addressing

Configure IP address options; configure subnetting; configure supernetting; configure interoperability between IPv4 and IPv6; configure ISATAP; configure Teredo

QUESTION 1

Your company has a remote office that contains 1,600 client computers on a single subnet.

You need to select a subnet mask for the network that will support all of the client computers. The solution must minimize the number of unused addresses.

Which subnet mask should you select?

- A. 255.255.248.0
- B. 255.255.252.0
- C. 255.255.254.0
- D. 255.255.240.0

Correct Answer: A

Section: [none]

Explanation

Explanation/Reference:

QUESTION 2

Your network contains two subnets. The subnets are configured as shown in the following table.

Subnet name	Network IP address
LAN1	10.10.1.0/24
LAN2	10.11.1.0/24

You have a server named Server1 that runs Windows Server 2012 R2. Server1 is connected to LAN1.

You run the route print command as shown in the exhibit. (Click the Exhibit button.)

```

Administrator: Windows PowerShell
PS C:\Users\Administrator.CONT050> route print

=====
Interface List
13...00 0c 29 b0 05 80 .....Intel(R) PRO/1000 MT Network Connection
1.....Software Loopback Interface 1
12...00 00 00 00 00 00 00 e0 Microsoft Teredo Tunneling Adapter
15...00 00 00 00 00 00 00 e0 Microsoft ISATAP Adapter #2
=====

IPv4 Route Table
=====
Active Routes:
Network Destination        Netmask          Gateway          Interface        Metric
0.0.0.0                    0.0.0.0          10.10.1.0        10.10.1.10       442
10.10.1.0                  255.255.255.0    On-link          10.10.1.10       266
10.10.1.10                 255.255.255.255  On-link          10.10.1.10       266
10.10.1.255                255.255.255.255  On-link          10.10.1.10       266
127.0.0.0                  255.0.0.0        On-link          127.0.0.1        306
127.0.0.1                  255.255.255.255  On-link          127.0.0.1        306
127.255.255.255            255.255.255.255  On-link          127.0.0.1        306
192.168.2.0                255.255.255.0    On-link          10.10.1.10       266
192.168.2.10               255.255.255.255  On-link          10.10.1.10       266
192.168.2.255              255.255.255.255  On-link          10.10.1.10       266
224.0.0.0                  240.0.0.0        On-link          127.0.0.1        306
224.0.0.0                  240.0.0.0        On-link          10.10.1.10       266
255.255.255.255            255.255.255.255  On-link          127.0.0.1        306
255.255.255.255            255.255.255.255  On-link          10.10.1.10       266
=====
Persistent Routes:
Network Address          Netmask  Gateway Address  Metric
0.0.0.0                  0.0.0.0    10.10.1.0        432
=====

IPv6 Route Table
=====
Active Routes:
If Metric Network Destination      Gateway
1 306 ::1/128 On-link
1 306 ff00::/8 On-link
=====
Persistent Routes:
None
PS C:\Users\Administrator.CONT050>

```

You need to ensure that Server1 can communicate with the client computers on LAN2.

What should you do?

- A. Change the default gateway address.
- B. Set the state of the Teredo interface to disable.
- C. Change the metric of the 10.10.1.0 route.
- D. Set the state of the Microsoft ISATAP Adapter #2 interface to disable.

Correct Answer: A

Section: [none]

Explanation

Explanation/Reference:

QUESTION 3

Your network contains two subnets. The subnets are configured as shown in the following table.

Subnet name	Network IP address
LAN1	172.23.1.0/24
LAN2	172.23.2.0/24

You have a server named Server2 that runs Windows Server 2012 R2. Server2 is connected to LAN1.

You run the route print command as shown in the exhibit. (Click the Exhibit button.)

```

Administrator: Windows PowerShell
PS C:\Users\Administrator> route print
=====
Interface List
12...00 15 5d 01 44 0d .....Microsoft Hyper-V Network Adapter
1.....Software Loopback Interface 1
13...00 00 00 00 00 00 00 e0 Microsoft ISATAP Adapter
14...00 00 00 00 00 00 00 e0 Teredo Tunneling Pseudo-Interface
=====

IPv4 Route Table
=====
Active Routes:
Network Destination        Netmask          Gateway          Interface        Metric
0.0.0.0                    0.0.0.0          172.23.1.1       172.23.1.53       261
127.0.0.0                  255.0.0.0        On-link          127.0.0.1         306
127.0.0.1                  255.255.255.255  On-link          127.0.0.1         306
127.255.255.255            255.255.255.255  On-link          127.0.0.1         306
172.23.1.0                  255.255.255.0    On-link          172.23.1.53       261
172.23.1.53                 255.255.255.255  On-link          172.23.1.53       261
172.23.1.255                255.255.255.255  On-link          172.23.1.53       261
172.23.2.0                  255.255.255.0    172.23.1.0       172.23.1.53        6
224.0.0.0                   240.0.0.0        On-link          127.0.0.1         306
224.0.0.0                   240.0.0.0        On-link          172.23.1.53       261
255.255.255.255             255.255.255.255  On-link          127.0.0.1         306
255.255.255.255             255.255.255.255  On-link          172.23.1.53       261
=====
Persistent Routes:
Network Address            Netmask          Gateway Address  Metric
0.0.0.0                    0.0.0.0          172.23.1.1       Default
=====

IPv6 Route Table
=====
Active Routes:
If Metric Network Destination      Gateway
1 306 ::1/128                        On-link
12 261 fe80::/64                      On-link
12 261 fe80::9d26:b513:bfc8:2855/128 On-link
1 306 ff00::/8                      On-link
12 261 ff00::/8                      On-link
=====
Persistent Routes:
None
PS C:\Users\Administrator>

```

You need to ensure that Server2 can communicate with the client computers on LAN2.

What should you do?

- A. Change the metric of the 10.10.1.0 route.
- B. Set the state of the Teredo interface to disable.
- C. Set the state of the Microsoft ISATAP Adapter #2 interface to disable.
- D. Run route delete 172.23.2.0.

Correct Answer: D

Section: [none]

Explanation

Explanation/Reference:

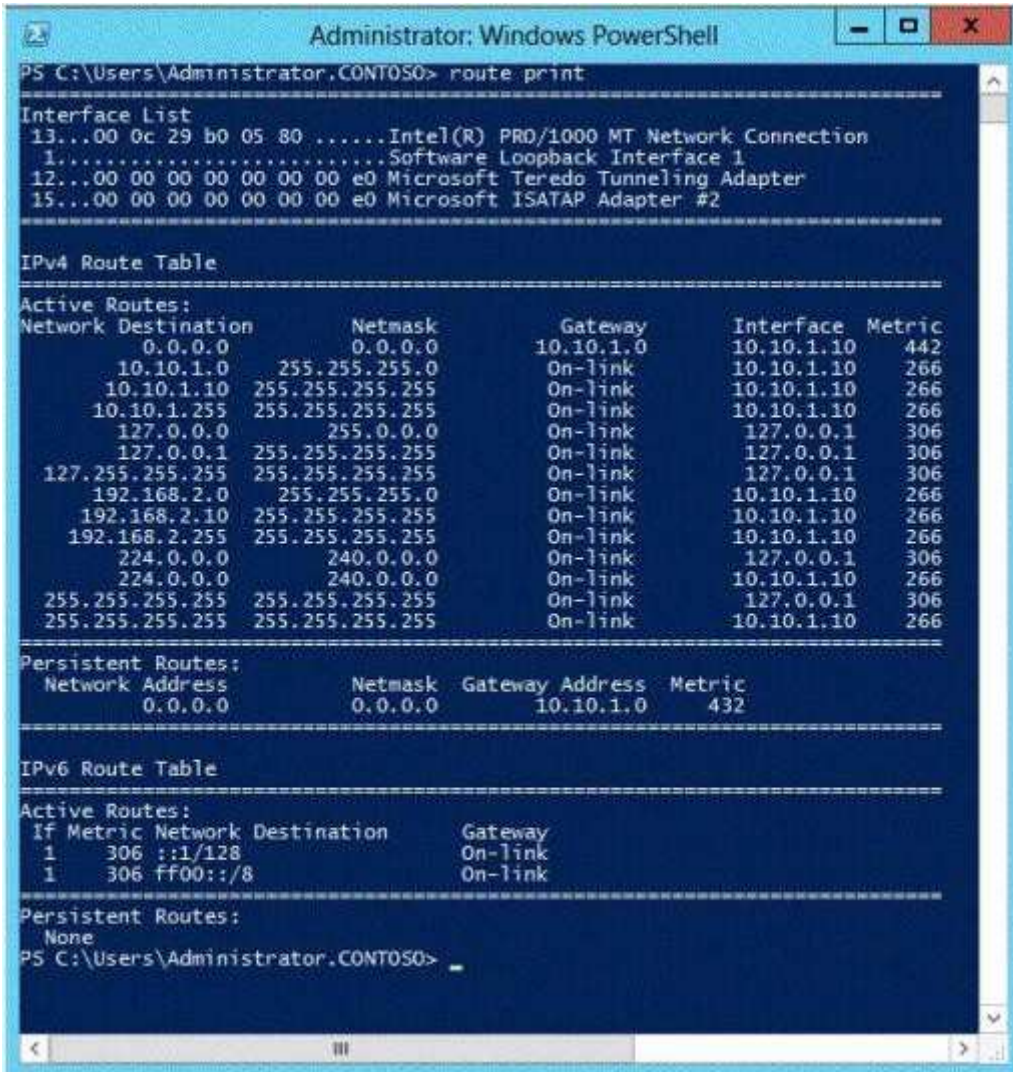
QUESTION 4

Your network contains two subnets. The subnets are configured as shown in the following table.

Subnet name	Network IP address
LAN1	10.10.1.0/24
LAN2	10.11.1.0/24

You have a server named Server1 that runs Windows Server 2012 R2. Server1 is connected to LAN1.

You run the route print command as shown in the exhibit. (Click the Exhibit button.)



```
Administrator: Windows PowerShell
PS C:\Users\Administrator\CONTOSO> route print

Interface List
13...00 0c 29 b0 05 80 .....Intel(R) PRO/1000 MT Network Connection
1.....Software Loopback Interface 1
12...00 00 00 00 00 00 00 e0 Microsoft Teredo Tunneling Adapter
15...00 00 00 00 00 00 00 e0 Microsoft ISATAP Adapter #2

IPv4 Route Table

Active Routes:
Network Destination        Netmask          Gateway          Interface        Metric
0.0.0.0                    0.0.0.0          10.10.1.0        10.10.1.10       442
10.10.1.0                  255.255.255.0    On-link          10.10.1.10       266
10.10.1.10                 255.255.255.255  On-link          10.10.1.10       266
10.10.1.255                255.255.255.255  On-link          10.10.1.10       266
127.0.0.0                  255.0.0.0        On-link          127.0.0.1        306
127.0.0.1                  255.255.255.255  On-link          127.0.0.1        306
127.255.255.255           255.255.255.255  On-link          127.0.0.1        306
192.168.2.0                255.255.255.0    On-link          10.10.1.10       266
192.168.2.10              255.255.255.255  On-link          10.10.1.10       266
192.168.2.255             255.255.255.255  On-link          10.10.1.10       266
224.0.0.0                  240.0.0.0        On-link          127.0.0.1        306
224.0.0.0                  240.0.0.0        On-link          10.10.1.10       266
255.255.255.255           255.255.255.255  On-link          127.0.0.1        306
255.255.255.255           255.255.255.255  On-link          10.10.1.10       266

Persistent Routes:
Network Address            Netmask          Gateway Address  Metric
0.0.0.0                    0.0.0.0          10.10.1.0        432

IPv6 Route Table

Active Routes:
If Metric Network Destination      Gateway
1 306 ::1/128 On-link
1 306 ff00::/8 On-link

Persistent Routes:
None
PS C:\Users\Administrator\CONTOSO>
```

You need to ensure that Server1 can communicate with the client computers on LAN2.

What should you do?

A. Change the default gateway address.

- B. Set the state of the Microsoft ISATAP Adapter #2 interface to disable.
- C. Change the metric of the 10.10.1.0 route.
- D. Set the state of the Teredo interface to disable.

Correct Answer: A

Section: [none]

Explanation

Explanation/Reference:

QUESTION 5

Your company has a main office and four branch offices. The main office contains a server named Server1 that runs Windows Server 2012 R2.

The IP configuration of each office is configured as shown in the following table.

Office name	Network ID	Router address
Main	10.10.0.0/22	10.10.0.1
Branch1	172.16.18.0/24	172.16.18.1
Branch2	172.16.17.0/24	172.16.17.1
Branch3	172.16.16.0/24	172.16.16.1
Branch4	172.16.19.0/24	172.16.19.1

You need to add a single static route on Server1 to ensure that Server1 can communicate with the hosts on all of the subnets.

Which command should you run?

- A. Route.exe add -p 10.10.0.0 mask 255.255.252.0 10.10.0.1
- B. Route.exe add -p 172.16.16.0 mask 255.255.252.0 10.10.0.1
- C. Route.exe add -p 10.10.0.0 mask 255.255.252.0 172.16.0.0
- D. Route.exe add -p 172.16.18.0 mask 255.255.252.0 10.10.0.1

Correct Answer: B

Section: [none]

Explanation

Explanation/Reference:

QUESTION 6

Your company has a remote office that contains 600 client computers on a single subnet.

You need to select a subnet mask for the network that will support all of the client computers. The solution must minimize the number of unused addresses.

Which subnet mask should you select?

- A. 255.255.252.0
- B. 255.255.254.0
- C. 255.255.255.0
- D. 255.255.255.128

Correct Answer: A

Section: [none]

Explanation

Explanation/Reference:

QUESTION 7

Your network contains three servers that run Windows Server 2012 R2. The servers are configured as shown in the following table.

Server name	Server role
Server1	Active Directory Domain Services DHCP Server DNS Server
Server2	Remote Access DHCP Server
Server3	File and Storage Services

Server3 is configured to obtain an IP address automatically. You need to prevent Server3 from receiving an IP address from Server1.

What should you create on Server1?

- A. A reservation
- B. A filter
- C. A scope option
- D. An exclusion

Correct Answer: B

Section: [none]

Explanation

Explanation/Reference:

QUESTION 8

Your company has a main office and two branch offices. The offices connect to each other by using a WAN link.

In the main office, you have a server named Server1 that runs Windows Server 2012 R2. Server1 is configured to use an IPv4 address only.

You need to assign an IPv6 address to Server1. The IP address must be private and routable.

Which IPv6 address should you assign to Server1?

- A. ff00:3fff:65df:145c:dca8::82a4
- B. 2001:ab32:145c::32cc:401b
- C. fe80:ab32:145c::32cc:401b
- D. fd00:ab32:14:ad88:ac:58:abc2:4

Correct Answer: D

Section: [none]

Explanation

Explanation/Reference:

QUESTION 9

A company has a forest with 4 sites. Subnets are as follows:

MainOffice 172.16.1.0 Subnet: 255.255.255.0 Gateway 172.16.1.254
Site1 192.168.12.0 Subnet: 255.255.255.0
Site 2 192.168.13.0 Subnet: 255.255.255.0
Site 3 192.168.14.0 Subnet: 255.255.255.0
Site 4 192.168.15.0 Subnet: 255.255.255.0

You add a new server to the MainOffice and it needs to be able to communicate to all sites.

Which route command would you run?

- A. route add -p 192.168.8.0 netmask 255.255.252.0 172.16.1.254
- B. route add -p 192.168.0.0 netmask 255.255.248.0 172.16.1.254
- C. route add -p 192.168.12.0 netmask 255.255.252.0 172.16.1.254
- D. route add -p 192.168.12.0 netmask 255.255.240.0 172.16.1.254

Correct Answer: C

Section: [none]

Explanation

Explanation/Reference:

QUESTION 10

You are configuring the IPv6 network infrastructure for a branch office.

The corporate network administrator allocates the 2001:DB8:0:C000::/58 address space for use in the branch office.

You need to identify the maximum number of IPv6 subnets you can create.

How many IPv6 subnets should you identify?

- A. 32
- B. 64
- C. 128
- D. 1024

Correct Answer: B

Section: [none]

Explanation

Explanation/Reference:

QUESTION 11

Your company has a main office and four branch offices. The main office contains a server named Server1 that runs Windows Server 2012 R2.

The IP configuration of each office is configured as shown in the following table.

Office name	Network ID	Router address
Main	172.16.0.0/12	172.31.255.254
Branch1	192.168.12.0/24	192.168.12.254
Branch2	192.168.13.0/24	192.168.13.254
Branch3	192.168.14.0/24	192.168.14.254
Branch4	192.168.15.0/24	192.168.15.254

You need to add a single static route on Server1 to ensure that Server1 can communicate with the hosts on

all of the subnets.

Which command should you run?

- A. Route.exe add -p 192.168.0.0 mask 255.255.248.0 172.31.255.254
- B. Route.exe add -p 192.168.12.0 mask 255.255.252.0 172.31.255.254
- C. Route.exe add -p 192.168.8.0 mask 255.255.252.0 172.31.255.254
- D. Route.exe add -p 192.168.12.0 mask 255.255.255.0 172.31.255.254

Correct Answer: B

Section: [none]

Explanation

Explanation/Reference:

QUESTION 12

You plan to deploy a DHCP server that will support four subnets. The subnets will be configured as shown in the following table.

Subnet name	Number of hosts
Subnet1	50
Subnet2	110
Subnet3	400
Subnet4	525

You need to identify which network ID you should use for each subnet.

What should you identify?

To answer, drag the appropriate network ID to the each subnet in the answer area.

Select and Place:

Network IDs	Answer Area	
10.10.1.0/26	Subnet1	Network ID
10.10.8.0/22	Subnet2	Network ID
10.10.16.0/25	Subnet3	Network ID
10.10.128.0/23	Subnet4	Network ID

Correct Answer:

Network IDs	Answer Area
	Subnet1: 10.10.1.0/26
	Subnet2: 10.10.16.0/25
	Subnet3: 10.10.128.0/23
	Subnet4: 10.10.8.0/22

Section: [none]

Explanation

Explanation/Reference:

QUESTION 13

You have a server named Server1. Server1 runs Windows Server 2012 R2.

Server1 has two network adapters. Each network adapter must be configured as shown in the following table.

Network adapter name	Required IPv6 address type
NIC1	Private Routable
NIC2	Multicast

You need to configure the correct IPv6 address prefix for each network adapter.

Which prefix should you select for each network adapter?

To answer, drag the appropriate IPv6 prefix to the correct network adapter in the answer area. Each prefix may be used once, more than once, or not at all. You may need to drag the split bar between panes or scroll to view content.

Select and Place:

IPv6 Prefixes	Answer Area
2000::	NIC1: IPv6 Prefix
FC00::	NIC2: IPv6 Prefix
FE80::	
FF00::	

Correct Answer:

IPv6 Prefixes	Answer Area
2000::	NIC1: FC00::
	NIC2: FF00::
FE80::	

Section: [none]

Explanation

Explanation/Reference:

QUESTION 14

Your company has a main office that contains 225 client computers. The client computers are located on a subnet that uses the network ID of 10.10.1.0/24.

The company plans to open two branch offices. The offices will be configured as shown in the following table.

Office name	Number of client computers
Branch1	100
Branch2	50

You need to select a network prefix for each office to ensure that there are enough IPv4 addresses for each client computer.

The solution must minimize the number of unused IP addresses.

Which network prefixes should you select?

To answer, drag the appropriate network prefix to the correct branch office in the answer area.

Select and Place:

Network Prefixes	Answer Area
/24	Branch1
/25	Branch2
/26	
/27	
/28	

Correct Answer:

Network Prefixes	Answer Area
/24	Branch1
/27	
/28	

/25	prefix
/26	prefix

Section: [none]

Explanation

Explanation/Reference:

QUESTION 15

You plan to deploy a DHCP server that will support four subnets. The subnets will be configured as shown in the following table.

Subnet name	Number of hosts
Subnet1	100
Subnet2	45
Subnet3	800
Subnet4	300

You need to identify which network ID you should use for each subnet.

What should you identify?

To answer, drag the appropriate network ID to the each subnet in the answer area.

Select and Place:

Network IDs	Answer Area
172.23.1.0/26	Subnet1
172.23.8.0/22	Subnet2
172.23.16.0/25	Subnet3
172.23.128.0/23	Subnet4

Network ID
Network ID
Network ID
Network ID

Correct Answer:

Network IDs	Answer Area	
<input type="text"/>	Subnet1	<input type="text" value="172.23.16.0/25"/>
<input type="text"/>	Subnet2	<input type="text" value="172.23.1.0/26"/>
<input type="text"/>	Subnet3	<input type="text" value="172.23.8.0/22"/>
<input type="text"/>	Subnet4	<input type="text" value="172.23.128.0/23"/>

Section: [none]

Explanation

Explanation/Reference:

QUESTION 16

You are configuring a test network. The test network contains a subnet named LAN1. LAN1 uses the network ID of 10.10.1.0/27.

You plan to add a new subnet named LAN2 to the test network.

LAN1 and LAN2 will be connected by a router.

You need to identify a valid network ID for LAN2 that meets the following requirements:

- Ensures that hosts on LAN2 can communicate with hosts on LAN1.
- Supports at least 100 IPv4 hosts.
- Uses only private IP addresses.

Which network ID should you use?

To answer, drag the appropriate network ID and subnet mask to the correct location in the answer area.

Select and Place:

Network IDs	Answer Area	
10.10.1.0	Network ID	Subnet mask
10.10.1.16		
10.10.1.128		
10.10.1.192		
Subnet Masks		
255.255.0.0		
255.255.255.0		
255.255.255.128		
255.255.255.192		

Correct Answer:

Network IDs	Answer Area	
10.10.1.0	10.10.1.128	255.255.255.128
10.10.1.16		
10.10.1.192		
Subnet Masks		
255.255.0.0		
255.255.255.0		
255.255.255.192		

Section: [none]

Explanation

Explanation/Reference:

QUESTION 17

Your network contains an Active Directory domain named contoso.com. The domain contains a single location named Site1. The domain contains a server named Server1 that has the DHCP Server server role installed.

All client computers receive their IPv4 configurations dynamically.

The domain will expand to include a second location named Site2. A server named Server2 will be deployed to Site2. Site1 and Site2 will connect to each other by using a WAN link.

You need to ensure that the clients in both sites receive their IPv4 configurations from Server1.

In the table below, identify which actions must be performed on each server. Make only one selection in each row. Each correct selection is worth one point.

Hot Area:

	Server1	Server2
Create a new scope.	<input type="checkbox"/>	<input type="checkbox"/>
Add a routing protocol.	<input type="checkbox"/>	<input type="checkbox"/>
Install the Remote Access server role.	<input type="checkbox"/>	<input type="checkbox"/>

Correct Answer:

	Server1	Server2
Create a new scope.	<input type="checkbox"/>	<input type="checkbox"/>
Add a routing protocol.	<input type="checkbox"/>	<input type="checkbox"/>
Install the Remote Access server role.	<input type="checkbox"/>	<input type="checkbox"/>

Section: [none]

Explanation

Explanation/Reference:

Explanation:

	Server1	Server2
Create a new scope.	<input checked="" type="checkbox"/>	<input type="checkbox"/>
Add a routing protocol.	<input checked="" type="checkbox"/>	<input type="checkbox"/>
Install the Remote Access server role.	<input type="checkbox"/>	<input checked="" type="checkbox"/>

Testlet 1

Topic 11, Deploy and configure Dynamic Host Configuration Protocol (DHCP) service

Create and configure scopes; configure a DHCP reservation; configure DHCP options; configure client and server for PXE boot; configure DHCP relay agent; authorize DHCP server

QUESTION 1

Your network contains three servers that run Windows Server 2012 R2. The servers are configured as shown in the following table.

Server name	Server role
Server1	Active Directory Domain Services DHCP Server DNS Server
Server2	Remote Access DHCP Server
Server3	File and Storage Services

Server3 is configured to obtain an IP address automatically.

You need to ensure that Server3 only receives an IP address from Server1. The IP address must always be the same.

Which two tasks should you perform? (Each correct answer presents part of the solution. Choose two.)

- A. Create an exclusion on Server1.
- B. Create a filter on Server1.
- C. Create a reservation on Server2.
- D. Create a reservation on Server1.
- E. Create a filter on Server2.

Correct Answer: DE

Section: [none]

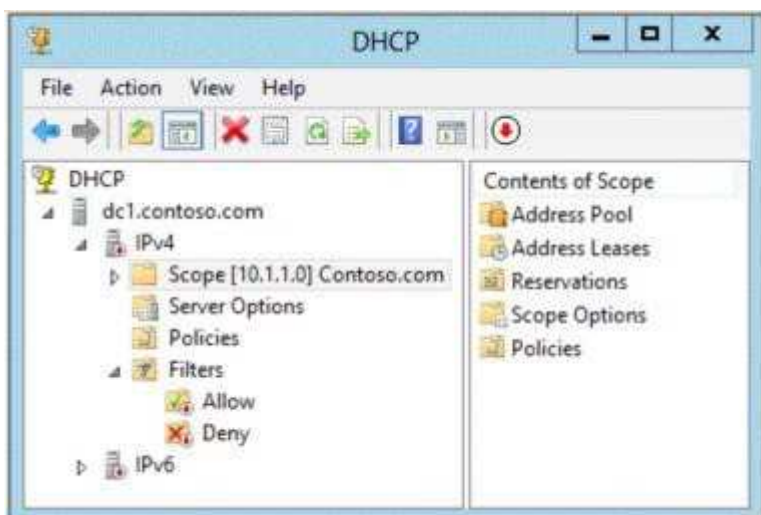
Explanation

Explanation/Reference:

QUESTION 2

Your network contains an Active Directory domain named contoso.com. The domain contains a domain controller named DC1 that runs Windows Server 2012 R2 and a client computer named Computer1 that runs Windows 8.

DC1 is configured as a DHCP server as shown in the exhibit. (Click the Exhibit button.)



Computer1 is configured to obtain an IP address automatically. You need to ensure that Computer1 can receive an IP address from DC1.

What should you do?

- A. Disable the Allow filters.
- B. Disable the Deny filters.
- C. Activate Scope [10.1.1.0] Contoso.com.
- D. Authorize dc1.contoso.com.

Correct Answer: D

Section: [none]

Explanation

Explanation/Reference:

QUESTION 3

Your network contains an Active Directory domain named adatum.com. The domain contains three domain controllers. The domain controllers are configured as shown in the following table.

Name	Operating system	Additional server roles
DC1	Windows Server 2008 R2	DNS Server
DC2	Windows Server 2012 R2	DNS Server
DC3	Windows Server 2012 R2	None

DC3 loses network connectivity due to a hardware failure.

You plan to remove DC3 from the domain.

You log on to DC3.

You need to identify which service location (SRV) records are registered by DC3.

What should you do?

- A. Open the %windir%\system32\config\netlogon.dns file.
- B. Run dcdiag /test:dns.
- C. Open the %windir%\system32\dns\backup\adatum.com.dns file.
- D. Run ipconfig /displaydns.

Correct Answer: A

Section: [none]

Explanation

Explanation/Reference:

QUESTION 4

Your network contains a single Active Directory domain named contoso.com. The network contains two subnets. The subnets are configured as shown in the following table.

Subnet name	Network IP address
MainOffice	172.16.0.0
Warehouse	192.168.1.0

The network contains a member server named Server1 that runs Windows Server 2012 R2. Server1 has the DHCP Server server role installed. Server1 is configured to lease IP addresses to the two subnets.

You discover that computers on the Warehouse subnet that have static IP addresses can communicate with the computers on the MainOffice subnet. Computers on the Warehouse subnet that obtain an IP address automatically can only communicate with other computers on the Warehouse subnet.

You need to ensure that all of the computers on the Warehouse subnet can communicate with the computers on the MainOffice subnet.

Which DHCP option should you configure on Server1?

- A. 003 Router
- B. 011 Resource Location Servers
- C. 020 Nonlocal Source Routing
- D. 019 IP Layer Forwarding

Correct Answer: A

Section: [none]

Explanation

Explanation/Reference:

QUESTION 5

You have a server named Server1 that runs Windows Server 2012 R2. Server1 has six network adapters. Two of the network adapters are connected to a network named LAN1, two of the network adapters are connected to a network named LAN2, and two of the network adapters are connected to a network named LAN3.

You create a network adapter team named Team1 from the two adapters connected to LAN1. You create a network adapter team named Team2 from the two adapters connected to LAN2.

A company policy states that all server IP addresses must be assigned by using a reserved address in DHCP.

You need to identify how many DHCP reservations you must create for Server1. How many reservations should you identify?

- A. 3
- B. 4
- C. 6
- D. 8

Correct Answer: B

Section: [none]

Explanation

Explanation/Reference:

QUESTION 6

You have a domain controller named Server1 that runs Windows Server 2012 R2 and has the DNS Server server role installed. Server1 hosts a DNS zone named contoso.com and a GlobalNames zone.

You discover that the root hints were removed from Server1.

You need to view the default root hints of Server1.
What should you do?

- A. From Event Viewer, open the DNS Manager log.
- B. From Notepad, open the Cache.dns file.
- C. From Windows Powershell, run Get-DNSServerDiagnostics.
- D. From nslookup, run root server1.contoso.com

Correct Answer: B

Section: [none]

Explanation

Explanation/Reference:

QUESTION 7

Your network contains an Active Directory domain named contoso.com. The domain contains two servers named Server1 and Server2. Server1 runs Windows Server 2012 R2. Server2 runs Windows Server 2008 R2 Service Pack 1 (SP1) and has the DHCP Server server role installed.

You need to manage DHCP on Server2 by using the DHCP console on Server1.

What should you do first?

- A. From the Microsoft Management Console on Server1, add a snap-in.
- B. From Windows PowerShell on Server1, run Install-WindowsFeature.
- C. From Windows Firewall with Advanced Security on Server2, create an inbound rule.
- D. From Internet Explorer on Server2, download and install Windows Management Framework 3.0.

Correct Answer: A

Section: [none]

Explanation

Explanation/Reference:

QUESTION 8

Your network contains an Active Directory domain named contoso.com. All servers run Windows Server 2012 R2. Client computers run either Windows 7 or Windows 8.

All of the computer accounts of the client computers reside in an organizational unit (OU) named Clients. A Group Policy object (GPO) named GP01 is linked to the Clients OU. All of the client computers use a DNS server named Server1.

You configure a server named Server2 as an ISATAP router. You add a host (A) record for ISATAP to the contoso.com DNS zone.

You need to ensure that the client computers locate the ISATAP router.

What should you do?

- A. Run the Add-DnsServerResourceRecord cmdlet on Server1.
- B. Configure the DNS Client Group Policy setting of GPO1.
- C. Configure the Network Options Group Policy preference of GPO1.
- D. Run the Set-DnsServerGlobalQueryBlockList cmdlet on Server1.

Correct Answer: D

Section: [none]

Explanation

Explanation/Reference:

QUESTION 9

Your network contains an Active Directory domain named adatum.com. The domain contains a member server named LON-DC1. LON-DC1 runs Windows Server 2012 R2 and has the DHCP Server server role installed.

The network contains 100 client computers and 50 IP phones. The computers and the phones are from the same vendor.

You create an IPv4 scope that contains addresses from 172.16.0.1 to 172.16.1.254.

You need to ensure that the IP phones receive IP addresses in the range of 172.16.1.100 to 172.16.1.200. The solution must minimize administrative effort.

What should you create?

- A. Server level policies
- B. Filters
- C. Reservations
- D. Scope level policies

Correct Answer: A

Section: [none]

Explanation

Explanation/Reference:

QUESTION 10

Your network contains an Active Directory domain named contoso.com. The domain contains two servers named Server1 and Server2.

Server1 runs Windows Server 2012 R2. Server2 runs Windows Server 2008 R2 Service Pack 1 (SP1) and has the DHCP Server server role installed.

You need to manage DHCP on Server2 by using the DHCP console on Server1.

What should you do first?

- A. From Server Manager on Server2, enable Windows Remote Management.



<http://www.gratisexam.com/>

- B. From a command prompt on Server2, run winrm.exe.
- C. From Server Manager on Server1, install a feature.

D. From the Microsoft Management Console on Server1, add a snap-in.

Correct Answer: A

Section: [none]

Explanation

Explanation/Reference:

QUESTION 11

You have a server named Server1 that runs a Server Core installation of Windows Server 2012 R2. Server1 is configured to obtain an IPv4 address by using DHCP.

You need to configure the IPv4 settings of the network connection on Server1 as follows:

- IP address: 10.1.1.1
- Subnet mask: 255.255.240.0
- Default gateway: 10.1.1.254

What should you run?

- A. netsh.exe
- B. netcfg.exe
- C. msconfig.exe
- D. ipconfig.exe

Correct Answer: A

Section: [none]

Explanation

Explanation/Reference:

QUESTION 12

You have two servers named Server1 and Server2. Both servers run Windows Server 2012 R2. The servers are configured as shown in the following table.

Server name	Windows Firewall	IP address
Server1	Enabled	10.1.1.1
Server2	Disabled	192.168.1.10

The routing table for Server1 is shown in the Routing Table exhibit. (Click the Exhibit button.)


```
Administrator: C:\Windows\system32\cmd.exe

C:\>route print
=====
Interface List
15...00 15 5d 01 46 07 .....Microsoft Hyper-U Network Adapter #2
1.....Software Loopback Interface 1
13...00 00 00 00 00 00 00 e0 Microsoft ISATAP Adapter
14...00 00 00 00 00 00 00 e0 Teredo Tunneling Pseudo-Interface
=====

IPv4 Route Table
=====
Active Routes:
Network Destination        Netmask          Gateway           Interface        Metric
10.1.1.0                    255.255.255.0    On-link           10.1.1.4          261
10.1.1.4                    255.255.255.255  On-link           10.1.1.4          261
10.1.1.255                  255.255.255.255  On-link           10.1.1.4          261
127.0.0.0                   255.0.0.0        On-link           127.0.0.1         306
127.0.0.1                   255.255.255.255  On-link           127.0.0.1         306
127.255.255.255             255.255.255.255  On-link           127.0.0.1         306
224.0.0.0                   240.0.0.0        On-link           127.0.0.1         306
224.0.0.0                   240.0.0.0        On-link           10.1.1.4          261
255.255.255.255             255.255.255.255  On-link           127.0.0.1         306
255.255.255.255             255.255.255.255  On-link           10.1.1.4          261
=====
Persistent Routes:
None

IPv6 Route Table
=====
Active Routes:
If Metric Network Destination      Gateway
1       306 ::1/128                      On-link
15      261 fe80::/64                  On-link
15      261 fe80::78d4:23d5:68aa:fbca/128 On-link
1       306 ff00::/8                    On-link
15      261 ff00::/8                    On-link
=====
Persistent Routes:
None

C:\>
```

From Server1, you attempt to ping Server2, but you receive an error message as shown in the Error exhibit.
(Click the Exhibit button.)

```
Administrator: Command Prompt

C:\>ping Server2

Pinging Server2 [192.168.1.10] with 32 bytes of data:
Request timed out.
Request timed out.
Request timed out.
Request timed out.

Ping statistics for 192.168.1.10:
    Packets: Sent = 4, Received = 0, Lost = 4 (100% loss),

C:\>
```

You need to ensure that you can successfully ping Server2 from Server1.

What should you do on Server1?

- A. Disable Windows Firewall.
- B. Modify the default gateway settings.
- C. Modify the DNS settings.
- D. Modify the subnet mask.

Correct Answer: B

Section: [none]

Explanation

Explanation/Reference:

QUESTION 13

You have a server named Server1 that runs a Server Core installation of Windows Server 2012 R2. Server1 is configured to obtain an IPv4 address by using DHCP.

You need to configure the IPv4 settings of the network connection on Server1 as follows:

- IP address: 10.1.1.1
- Subnet mask: 255.255.240.0
- Default gateway: 10.1.1.254

What should you run?

- A. netsh.exe
- B. Set NetIPInterface
- C. msconfig.exe
- D. netcfg.exe

Correct Answer: A

Section: [none]

Explanation

Explanation/Reference:

QUESTION 14

You have a server named Server1 that runs a Server Core installation of Windows Server 2012 R2.

Server1 is configured to obtain an IPv4 address by using DHCP.

You need to configure the IPv4 settings of the network connection on Server1 as follows:

- IP address: 10.1.1.1
- Subnet mask: 255.255.240.0
- Default gateway: 10.1.1.254

What should you run?

- A. ipconfig.exe
- B. netsh.exe
- C. Set-NetIPInterface
- D. Set-NetIPv4Protocol

Correct Answer: B

Section: [none]

Explanation

Explanation/Reference:

QUESTION 15

You have a server named Server1 that runs a Server Core installation of Windows Server 2012 R2. Server1 is configured to obtain an IPv4 address by using DHCP.

You need to configure the IPv4 settings of the network connection on Server1 as follows:

- IP address: 10.1.1.1
- Subnet mask: 255.255.240.0
- Default gateway: 10.1.1.254

What should you run?

- A. Set-NetIPInterface
- B. netcfg.exe
- C. New-NetIPAddress
- D. msconfig.exe

Correct Answer: A

Section: [none]

Explanation

Explanation/Reference:

QUESTION 16

You have a server named Server1 that runs a Server Core installation of Windows Server 2012 R2. Server1 is configured to obtain an IPv4 address by using DHCP.

You need to configure the IPv4 settings of the network connection on Server1 as follows:

- IP address: 10.1.1.1
- Subnet mask: 255.255.240.0
- Default gateway: 10.1.1.254

What should you run?

- A. Set-NetIPv4Protocol
- B. ipconfig.exe
- C. netsh.exe
- D. msconfig.exe

Correct Answer: C

Section: [none]

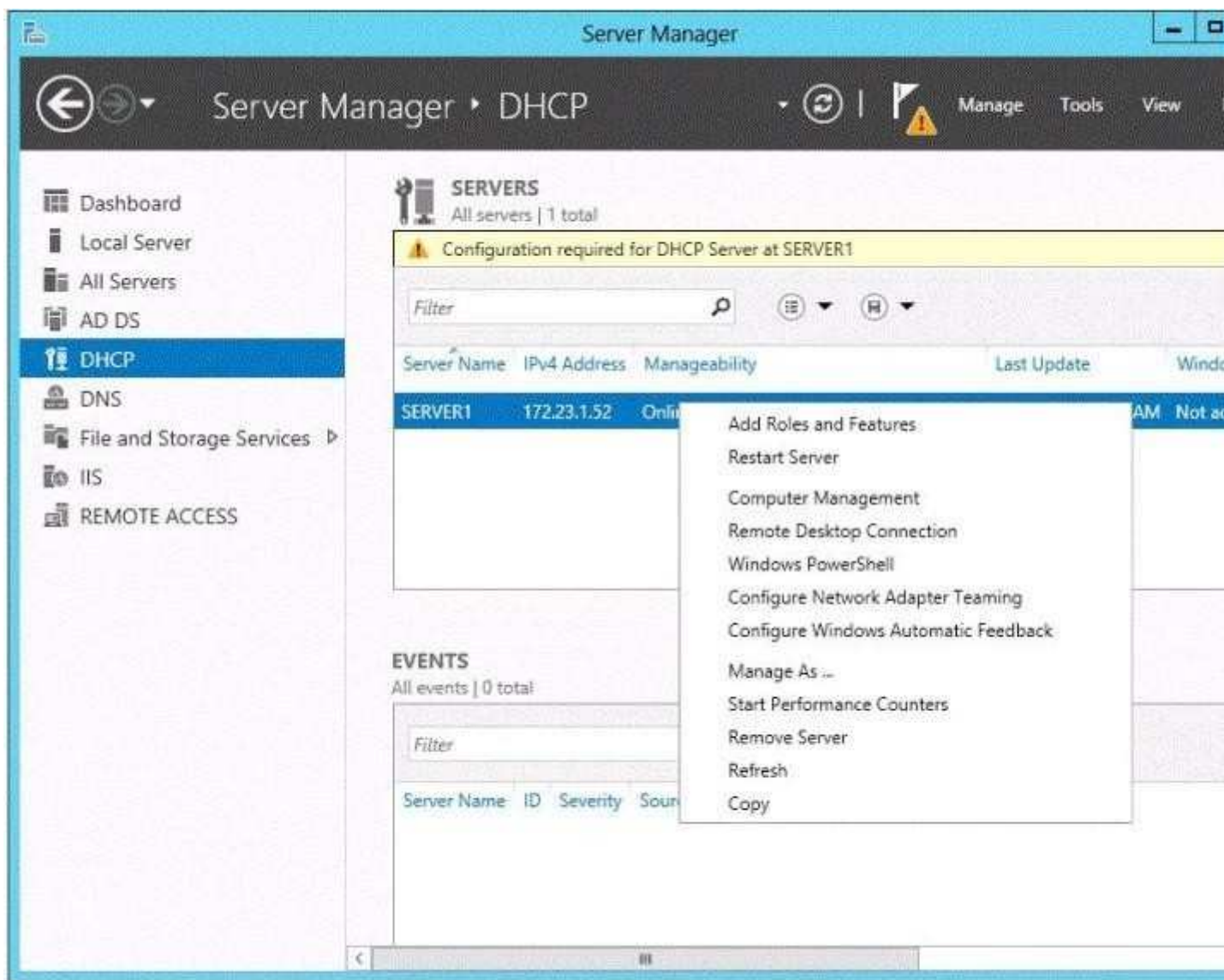
Explanation

Explanation/Reference:

QUESTION 17

Your network contains an Active Directory domain named adatum.com. The domain contains a member server named Server1 and a domain controller named DC2. All servers run Windows Server 2012 R2.

On DC2, you open Server Manager and you add Server1 as another server to manage. From Server Manager on DC2, you right-click Server1 as shown in the exhibit.



You need to ensure that when you right-click Server1, you see the option to run the DHCP console. What should you do?

- A. On Server1, install the Feature Administration Tools.
- B. In the domain, add DC1 to the DHCP Administrators group.
- C. On DC2 and Server1, run winrm quickconfig.
- D. On DC2, install the Role Administration Tools.

Correct Answer: D

Section: [none]

Explanation

Explanation/Reference:

QUESTION 18

Your network contains an Active Directory forest named contoso.com. The forest contains two domains named contoso.com and child.contoso.com. The forest contains two domain controllers. The domain controllers are configured as shown in the following table.

You need to ensure that DC2 can provide authoritative responses for queries to the contoso.com namespace.

What should you do?

- A. On DC1, create a delegation.
- B. On DC1, change the replication scope of the contoso.com zone.
- C. On DC2, create a forwarder.
- D. On DC2, modify the Zone Transfers settings.

Correct Answer: B

Section: [none]

Explanation

Explanation/Reference:

QUESTION 19

Your network contains an Active Directory forest named contoso.com. The forest contains two domains named contoso.com and child.contoso.com. The forest contains two domain controllers. The domain controllers are configured as shown in the following table.

You need to ensure that DC2 can provide authoritative responses for queries to the contoso.com namespace.

What should you do?

- A. On DC1, create a delegation.
- B. On DC1, change the replication scope of the contoso.com zone.
- C. On DC2, create a forwarder.
- D. On DC2, modify the Zone Transfers settings.

Correct Answer: B

Section: [none]

Explanation

Explanation/Reference:

QUESTION 20

You have two servers named Server1 and Server2 that run Windows Server 2012 R2. Server1 has the DHCP Server server role installed.

You need to create an IPv6 reservation for Server2.

Which two values should you obtain from Server2? (Each correct answer presents part of the solution. Choose two.)

- A. the hardware ID
- B. the DHCPv6 unique identifier
- C. the DHCPv6 identity association ID
- D. the SMBIOS GUID
- E. the MAC address

Correct Answer: BC

Section: [none]

Explanation

Explanation/Reference:

QUESTION 21

You have 3 server named Server1. Server1 runs a Server Core installation of Windows Server 2012 R2.

The local area connection on Server1 has the following configuration:

- IP address: 10.1.1.1
- Subnet mask: 255.255.240.0
- Default gateway: 10.1.1.254
- Preferred DNS server: <none>

The network contains a DNS server that has an IPv4 address of 10.1.1.200.

You need to configure Server1 to use 10.1.1.200 as the preferred DNS server. The solution must not change any other settings on Server1.

Which command should you run?

- A. sconfig.cmd
- B. net.exe
- C. Set-NetIPInterface
- D. netsh.exe

Correct Answer: A

Section: [none]

Explanation

Explanation/Reference:

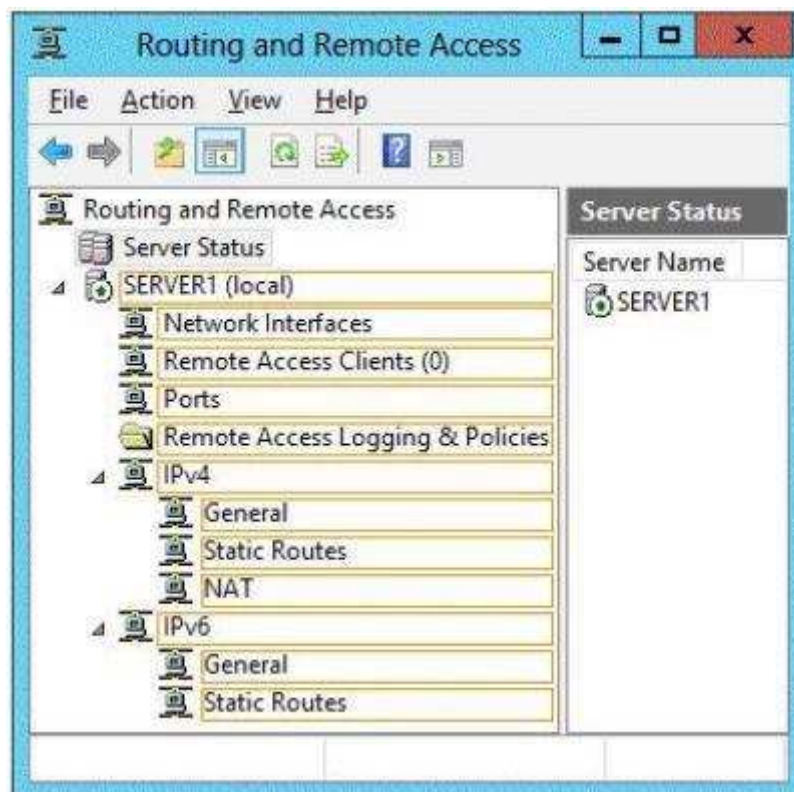
QUESTION 22

You have a server named Server1. Server1 runs Windows Server 2012 R2. Server1 has two network adapters and is located in a perimeter network.

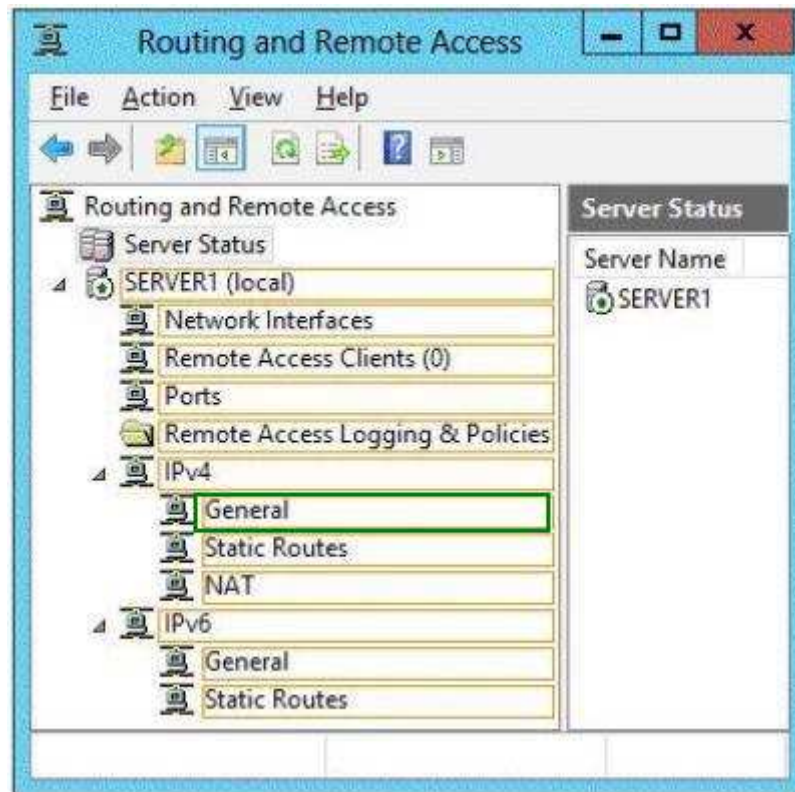
You need to install a DHCP Relay Agent on Server1.

Which node should you use to add the DHCP Relay Agent? To answer, select the appropriate node in the answer area.

Point and Shoot:



Correct Answer:



Section: [none]

Explanation

Explanation/Reference:

QUESTION 23

You plan to deploy a DHCP server that will support four subnets. The subnets will be configured as shown in the following table.

Subnet name	Number of hosts
Subnet1	100
Subnet2	45
Subnet3	800
Subnet4	300

You need to identify which network ID you should use for each subnet.

What should you identify?

To answer, drag the appropriate network ID to the each subnet in the answer area.

Select and Place:

Network IDs	Answer Area	
172.23.1.0/26	Subnet1	Network ID
172.23.8.0/22	Subnet2	Network ID
172.23.16.0/25	Subnet3	Network ID
172.23.128.0/23	Subnet4	Network ID

Correct Answer:

Network IDs	Answer Area	
	Subnet1	172.23.16.0/25
	Subnet2	172.23.1.0/26
	Subnet3	172.23.8.0/22
	Subnet4	172.23.128.0/23

Section: [none]

Explanation

Explanation/Reference:

QUESTION 24

Your network contains a subnet named Subnet1. Subnet1 contains a DHCP server named Server1. You deploy a new subnet named Subnet2. On Subnet2, you deploy a new server named Server2 that runs Windows Server 2012 R2.

You need to configure Server2 to route DHCP broadcast from Subnet2 to Server1.

Which server role should you install on Server2?

To answer, select the appropriate role in the answer area.

Point and Shoot:

DESTINATION
Server

Select one or more roles to install on the selected server.

Roles

Description

- ☐ Active Directory Domain Services
- ☐ Active Directory Federation Services
- ☐ Active Directory Lightweight Directory Services
- ☐ Active Directory Rights Management Services
- ☐ Application Server
- ☐ DHCP Server
- ☐ DNS Server
- ☐ Fax Server
- ☐ File And Storage Services
- ☐ Hyper-V
- ☐ Network Policy and Access Services
- ☐ Print and Document Services
- ☐ Remote Access
- ☐ Remote Desktop Services
- ☐ Volume Activation Services
- ☐ Web Server (IIS)
- ☐ Windows Deployment Services
- ☐ Windows Server Update Services

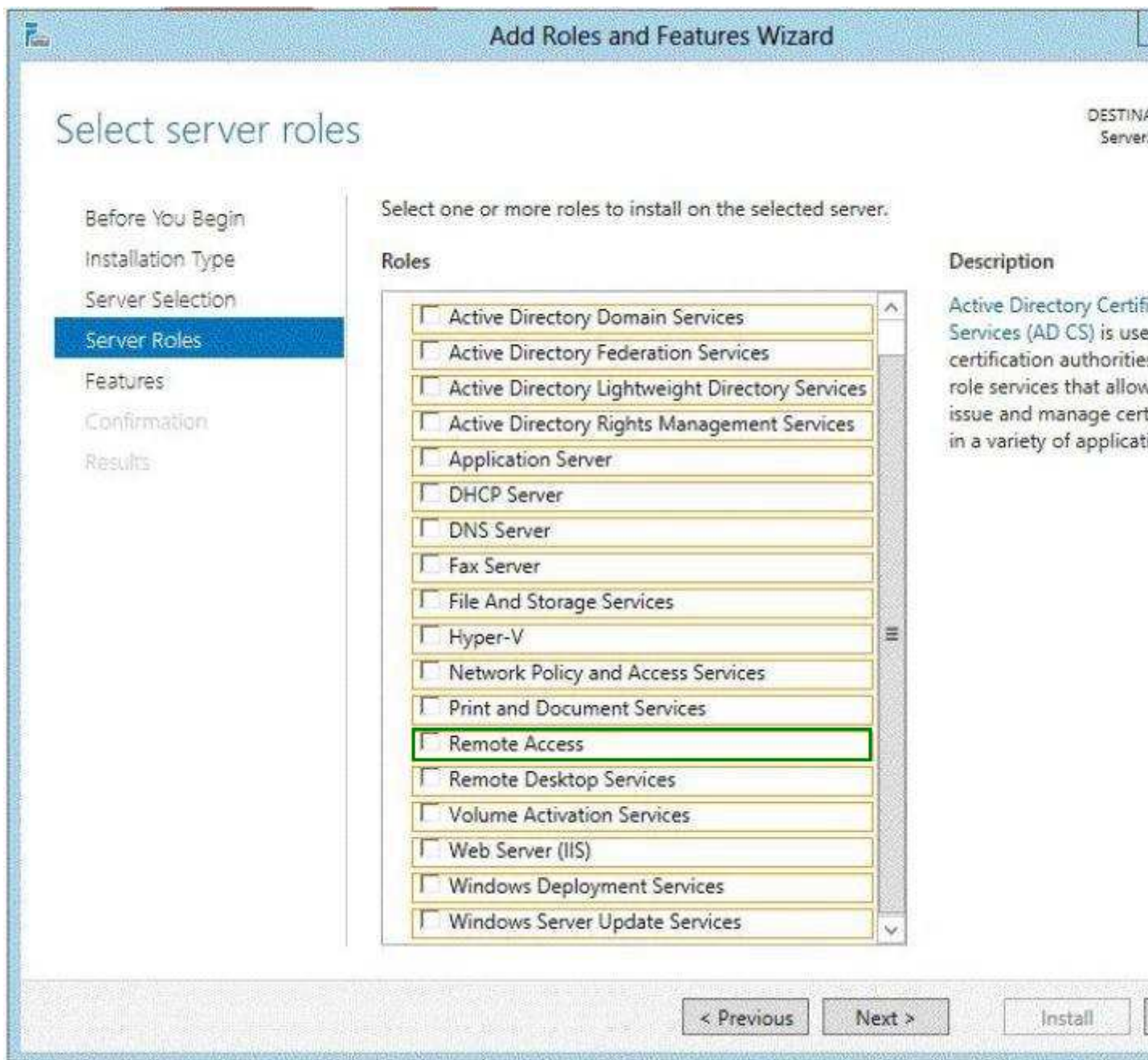
Active Directory Certificate Services (AD CS) is used by certification authorities to provide role services that allow them to issue and manage certificates in a variety of applications.

[← Previous](#)

Next >

Install

Correct Answer:

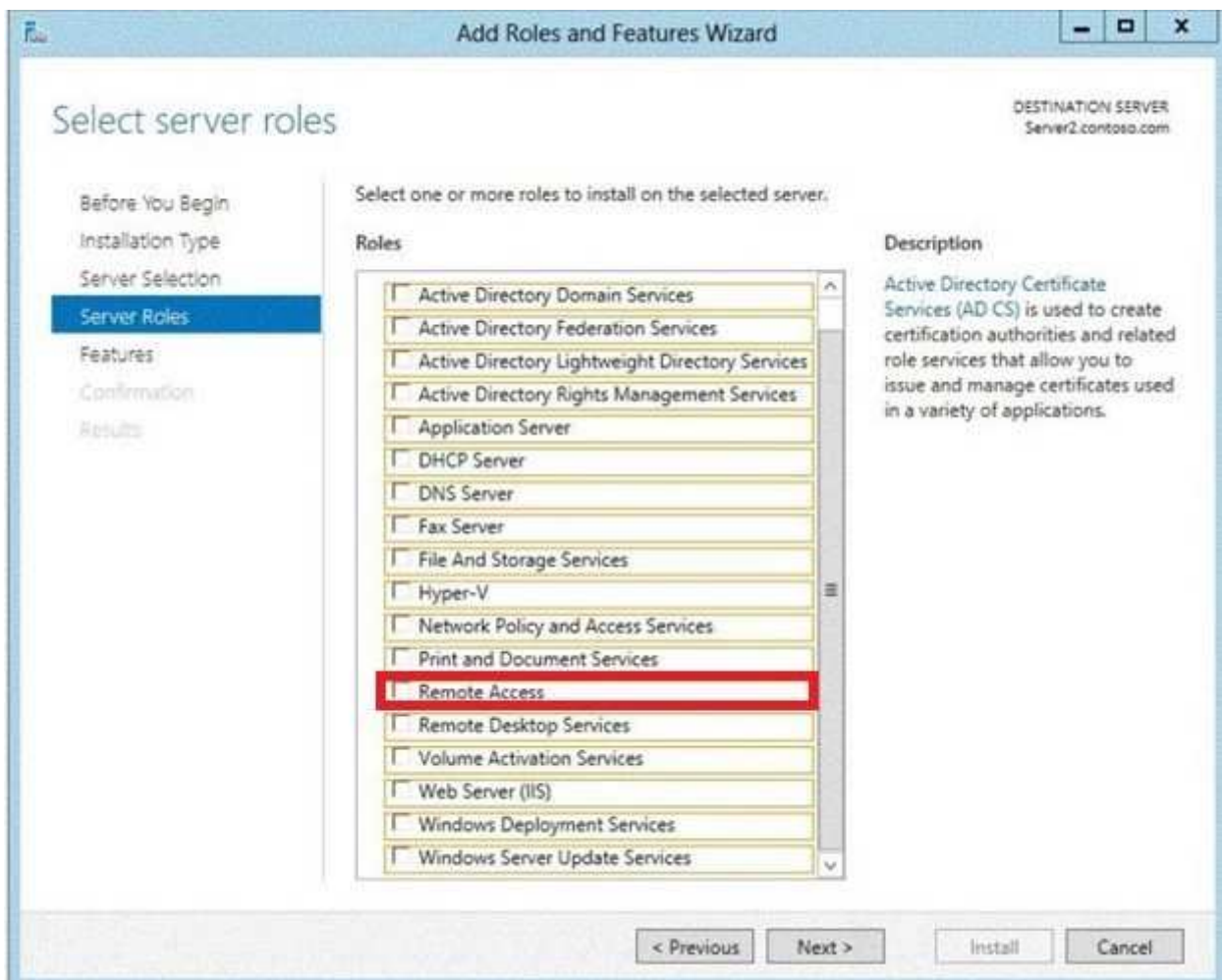


Section: [none]

Explanation

Explanation/Reference:

Explanation:



QUESTION 25

Your network contains an Active Directory domain named contoso.com. The network contains a DHCP server named DHCP1.

You add a new network segment to the network.

On the new network segment, you deploy a new server named Server1 that runs Windows Server 2012 R2.

You need to configure Server1 as a DHCP Relay Agent.

Which server role should you install on Server1?

To answer, select the appropriate role in the answer area.

Point and Shoot:

DESTINATION
Server

Select one or more roles to install on the selected server.

Roles

Description

<input type="checkbox"/> Active Directory Domain Services
<input type="checkbox"/> Active Directory Federation Services
<input type="checkbox"/> Active Directory Lightweight Directory Services
<input type="checkbox"/> Active Directory Rights Management Services
<input type="checkbox"/> Application Server
<input type="checkbox"/> DHCP Server
<input type="checkbox"/> DNS Server
<input type="checkbox"/> Fax Server
<input type="checkbox"/> File And Storage Services
<input type="checkbox"/> Hyper-V
<input type="checkbox"/> Network Policy and Access Services
<input type="checkbox"/> Print and Document Services
<input type="checkbox"/> Remote Access
<input type="checkbox"/> Remote Desktop Services
<input type="checkbox"/> Volume Activation Services
<input type="checkbox"/> Web Server (IIS)
<input type="checkbox"/> Windows Deployment Services
<input type="checkbox"/> Windows Server Update Services

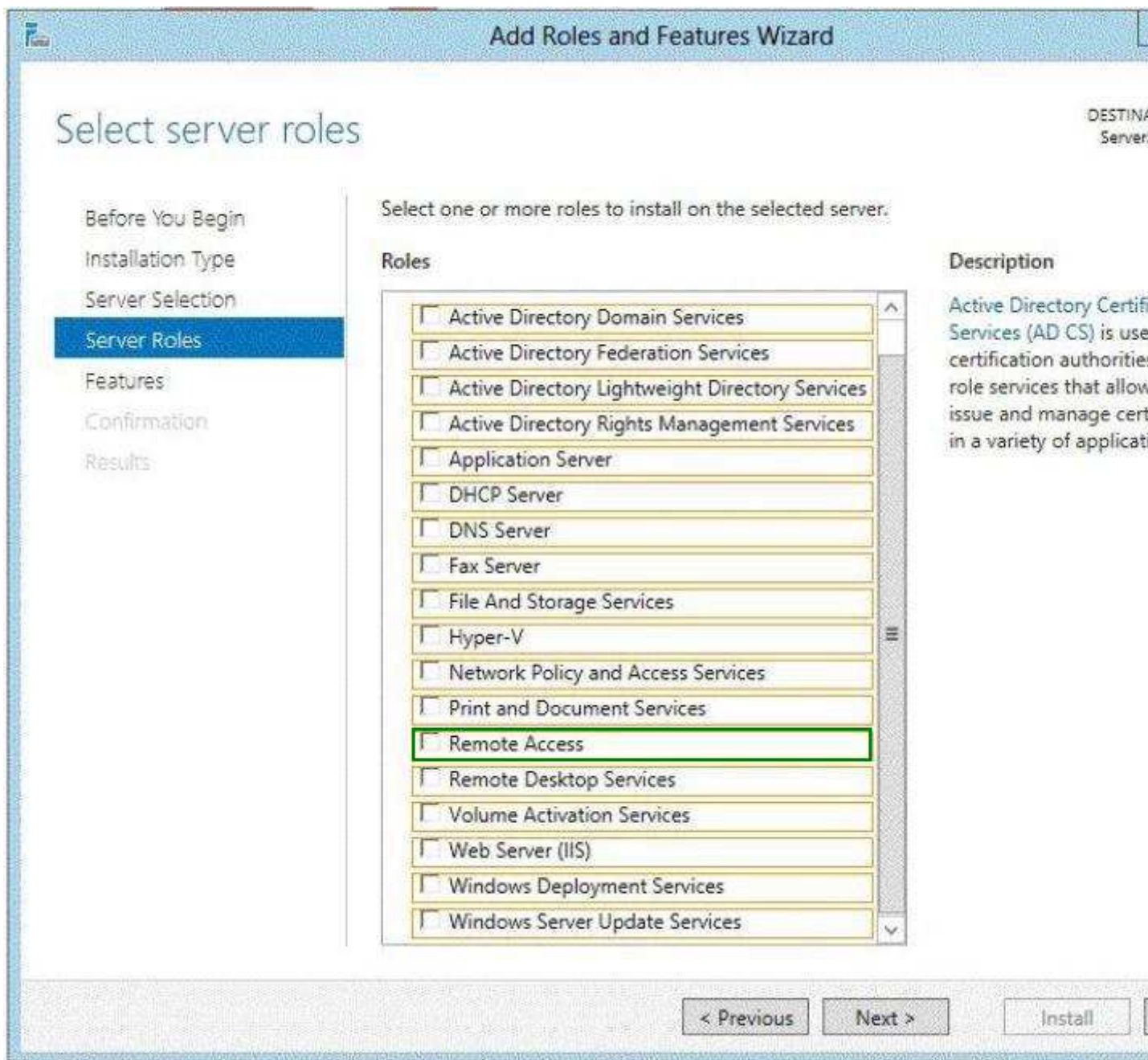
Active Directory Certificate Services (AD CS) is used by certification authorities to provide role services that allow them to issue and manage certificates in a variety of applications.

[← Previous](#)

Next >

Install

Correct Answer:



Section: [none]

Explanation

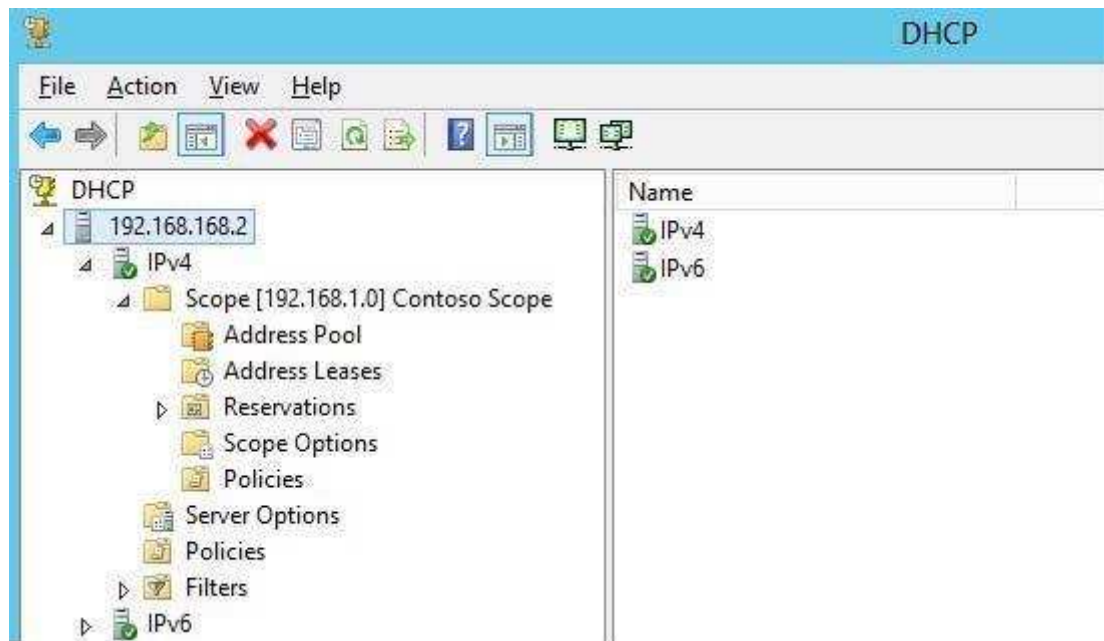
Explanation/Reference:

QUESTION 26

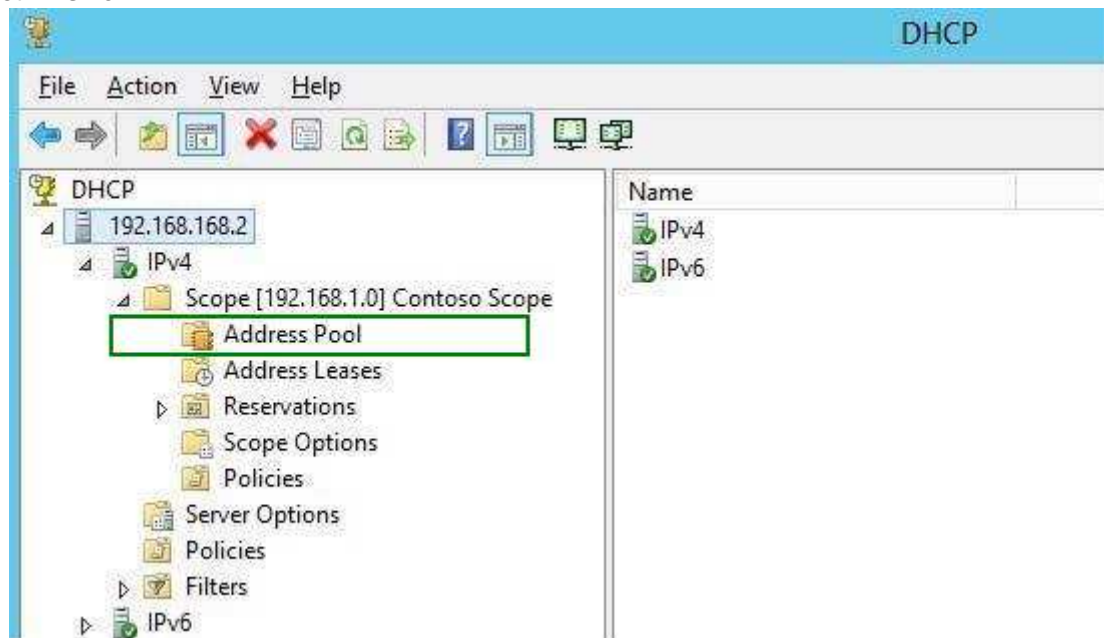
You run a Windows 2012 and implementing 3 new printers in a warehouse. You need to make an exclusion for these IP addresses within DHCP server.

Select the location where would configure at the DHCP console?

Point and Shoot:



Correct Answer:



Section: [none]

Explanation

Explanation/Reference:

QUESTION 27

Your network contains an Active Directory domain named contoso.com. The network contains two subnets. The subnets are configured as shown in the following table.

Subnet name	Network ID
MainOffice	172.16.0.0/24
Warehouse	192.168.1.0/24

The network contains a member server named Server1 that runs Windows Server 2012 R2. Server1 has

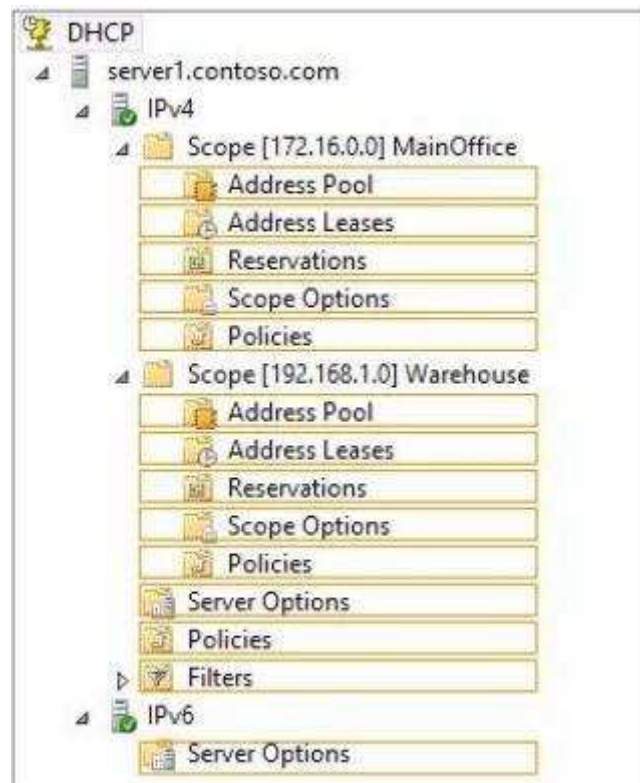
the DHCP Server server role installed. Server1 is configured to lease IP addresses to the two subnets.

You add three new printers to the Warehouse subnet. The printers have static IP addresses. The IP addresses are consecutive.

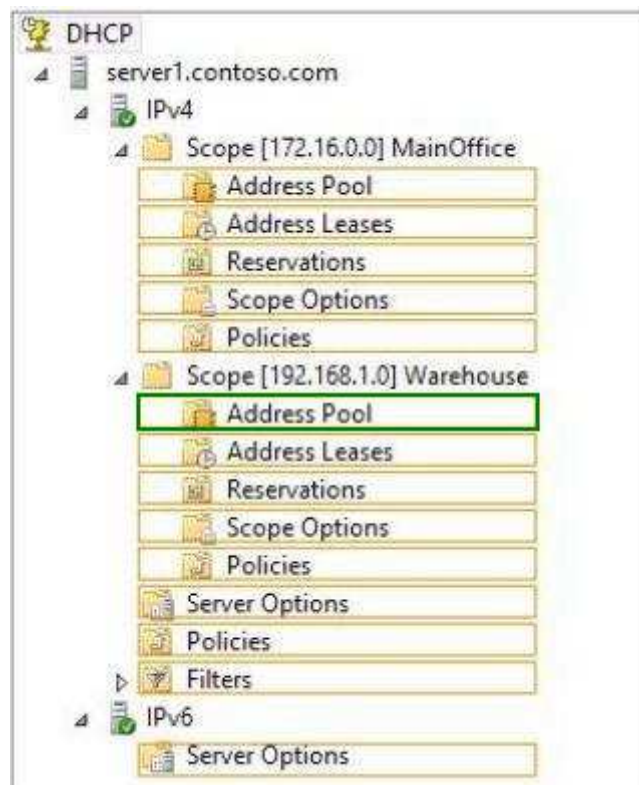
You need to create an exclusion range that contains the IP addresses of the printers.

From which node should you configure the exclusion range? To answer, select the appropriate node in the answer area.

Point and Shoot:



Correct Answer:



Section: [none]

Explanation

Explanation/Reference:

QUESTION 28

You have three servers named Server1, Server2, and DC1 that run Windows Server 2012 R2. IPv6 addresses and configurations are assigned to all of the servers by using DHCPv6.

The IPv6 routing on Server1 is shown in the following table.

ifIndex	DestinationPrefix	NextHop	RouteMetric	Policy
12	ff00::/8	::	256	Active
1	ff00::/8	::	256	Active
12	fe80::107b:3378:3d15:cc7a/128	::	256	Active
14	fe80::5efe:192.168.0.221/128	::	256	Active
12	fe80::/64	::	256	Active
12	fddd:eef8:223b:ea3f:a54f:dca7:3106:2aa7/128	::	256	Active
12	fddd:eef8:223b:ea3f:a54f:dca7:3d15:cc7a/128	::	256	Active
1	::1/128	::	256	Active

You verify that Server2 can ping the IPv6 address of DC1.

You need to ensure that Server1 can ping the IPv6 address of DC1. What command should you run on Server1? (To answer, select the appropriate options in the answer area.)

-DestinationPrefix

-InterfaceIndex -NextHop

Hot Area:

-DestinationPrefix

New-NetRoute

Set-NetRoute

fddd:eef8:223b:ea3f::/64

fddd:eef8:223b:ea3f:a54f:dca7::/3

InterfaceIndex -NextHop

12

14

fddd:eef8:223b:ea3f::/64

fddd:eef8:223b:ea3f:a54f:dca7::/3

Correct Answer:

-DestinationPrefix

New-NetRoute

Set-NetRoute

fddd:eef8:223b:ea3f::/64

fddd:eef8:223b:ea3f:a54f:dca7::/3

InterfaceIndex -NextHop

12

14

fddd:eef8:223b:ea3f::/64

fddd:eef8:223b:ea3f:a54f:dca7::/3

Section: [none]

Explanation

Explanation/Reference:

Explanation:

-DestinationPrefix

New-NetRoute

Set-NetRoute

fddd:eef8:223b:ea3f::/64

fddd:eef8:223b:ea3f:a54f:dca7::/3

InterfaceIndex -NextHop

12

14

fddd:eef8:223b:ea3f::/64

fddd:eef8:223b:ea3f:a54f:dca7::/3

Testlet 1

Topic 12, Deploy and configure DNS service

Configure Active Directory integration of primary zones; configure forwarders; configure Root Hints; manage DNS cache; create A and PTR resource records

QUESTION 1

Your network contains an Active Directory domain named contoso.com. The network contains a member server named Server1 that runs Windows Server 2012 R2. Server1 has the DNS Server server role installed and has a primary zone for contoso.com.

The Active Directory domain contains 500 client computers. There are an additional 20 computers in a workgroup.

You discover that every client computer on the network can add its record to the contoso.com zone.

You need to ensure that only the client computers in the Active Directory domain can register records in the contoso.com zone.

What should you do first?

- A. Move the contoso.com zone to a domain controller that is configured as a DNS server.
- B. Configure the Dynamic updates settings of the contoso.com zone.
- C. Sign the contoso.com zone by using DNSSEC.
- D. Configure the Security settings of the contoso.com zone.

Correct Answer: A

Section: [none]

Explanation

Explanation/Reference:

QUESTION 2

Your network contains an Active Directory domain named contoso.com. The domain contains a domain controller named Server1 that has the DNS Server server role installed. Server1 hosts a primary zone for contoso.com.

The domain contains a member server named Server2 that is configured to use Server1 as its primary DNS server.

From Server2, you run nslookup.exe as shown in the exhibit. (Click the Exhibit button.)



```
Administrator: Windows PowerShell
Windows PowerShell
Copyright (C) 2011 Microsoft Corporation. All rights reserved.

PS C:\Users\Administrator> nslookup
DNS request timed out.
    timeout was 2 seconds.
Default Server: UnKnown
Address: 10.0.0.11

>
```

You need to ensure that when you run Nslookup, the correct name of the default server is displayed.

What should you do?

- A. From Advanced TCP/IP Settings on Server1, add contoso.com to the DNS suffix list.
- B. On Server1, modify the Security settings of the contoso.com zone.
- C. On Server1, create a reverse lookup zone.
- D. From Advanced TCP/IP Settings on Server2, add contoso.com to the DNS suffix list.

Correct Answer: C

Section: [none]

Explanation

Explanation/Reference:

QUESTION 3

Your network contains an Active Directory domain named contoso.com. The domain contains two member servers named Server1 and Server2 that run Windows Server 2012 R2.

You log on to Server1.

You need to retrieve the IP configurations of Server2.

Which command should you run from Server1?

- A. winrs -r:server2 ipconfig
- B. winrm get server2
- C. dsquery *-scope base-attr ip, server2
- D. ipconfig > server2.ip

Correct Answer: A

Section: [none]

Explanation

Explanation/Reference:

QUESTION 4

Your network contains an Active Directory domain named contoso.com. The network contains a domain controller named DC1 that has the DNS Server server role installed. DC1 has a standard primary DNS zone for contoso.com.

You need to ensure that only client computers in the contoso.com domain will be able to add their records to the contoso.com zone.

What should you do first?

- A. Modify the Security settings of Dc1.
- B. Modify the Security settings of the contoso.com zone.
- C. Store the contoso.com zone in Active Directory.
- D. Sign the contoso.com zone.

Correct Answer: C

Section: [none]

Explanation

Explanation/Reference:

QUESTION 5

Your network contains an Active Directory forest. The forest contains two domains named contoso.com and corp.contoso.com. The forest contains four domain controllers. The domain controllers are configured as

shown in the following table.

Name	Domain	Operating system	Configuration
DC1	contoso.com	Windows Server 2008 R2	PDC emulator Infrastructure master RID master
DC2	contoso.com	Windows Server 2012	Domain naming master Schema master Global catalog
DC3	corp.contoso.com	Windows Server 2008 R2	PDC emulator Infrastructure master RID master
DC4	corp.contoso.com	Windows Server 2012	Global catalog

All domain controllers are DNS servers.

In the corp.contoso.com domain, you plan to deploy a new domain controller named DC5. You need to identify which domain controller must be online to ensure that DCS can be promoted successfully to a domain controller.

Which domain controller should you identify?

- A. DC1
- B. DC2
- C. DC3
- D. DC4

Correct Answer: C

Section: [none]

Explanation

Explanation/Reference:

QUESTION 6

Your network contains multiple subnets.

On one of the subnets, you deploy a server named Server1 that runs Windows Server 2012 R2.

You install the DNS Server server role on Server1, and then you create a standard primary zone named contoso.com.

You need to ensure that client computers can resolve single-label names to IP addresses.
What should you do first?

- A. Create a reverse lookup zone.
- B. Convert the contoso.com zone to an Active Directory-integrated zone.
- C. Configure dynamic updates for contoso.com.
- D. Create a GlobalNames zone.

Correct Answer: D

Section: [none]

Explanation

Explanation/Reference:

QUESTION 7

Your network contains an Active Directory domain named contoso.com. The domain contains a member

server named Server1. Server1 runs Windows Server 2012 R2 and has the DHCP Server server role installed.

You create two IPv4 scopes on Server1. The scopes are configured as shown in the following table.

Scope name	IPv4 scope
Subnet1	192.168.1.0/24
Subnet2	192.168.2.0/24

The DHCP clients in Subnet1 can connect to the client computers in Subnet2 by using an IP address or a FQDN.

You discover that the DHCP clients in Subnet2 can connect to client computers in Subnet1 by using an IP address only.

You need to ensure that the DHCP clients in both subnets can connect to any other DHCP client by using a FQDN.

What should you add?

- A. The 006 DNS Servers option to Subnet2
- B. The 015 DNS Domain Name option to Subnet1
- C. The 006 DNS Servers option to Subnet1
- D. The 015 DNS Domain Name option to Subnet2

Correct Answer: A

Section: [none]

Explanation

Explanation/Reference:

QUESTION 8

You have a server named dc2.contoso.com that runs Windows Server 2012 R2 and has the DNS Server server role installed.

You open DNS Manager as shown in the exhibit. (Click the Exhibit button.)



You need to view the DNS server cache from DNS Manager.

What should you do first?

- A. From the View menu, click Advanced.
- B. From the Action menu, click Configure a DNS Server...
- C. From the View menu, click Filter...
- D. From the Action menu, click Properties.

Correct Answer: A

Section: [none]

Explanation

Explanation/Reference:

QUESTION 9

Your network contains an Active Directory domain named contoso.com. The network contains 500 client computers that run Windows 8. All of the client computers connect to the Internet by using a web proxy.

You deploy a server named Server1 that runs Windows Server 2012 R2. Server1 has the DNS Server server role installed.

You configure all of the client computers to use Server1 as their primary DNS server.

You need to prevent Server1 from attempting to resolve Internet host names for the client computers.

What should you do on Server1?

- A. Remove all root hints.
- B. Create a primary zone named "GlobalNames".
- C. Create a primary zone named "root".
- D. Create a stub zone named "root".

Correct Answer: D

Section: [none]

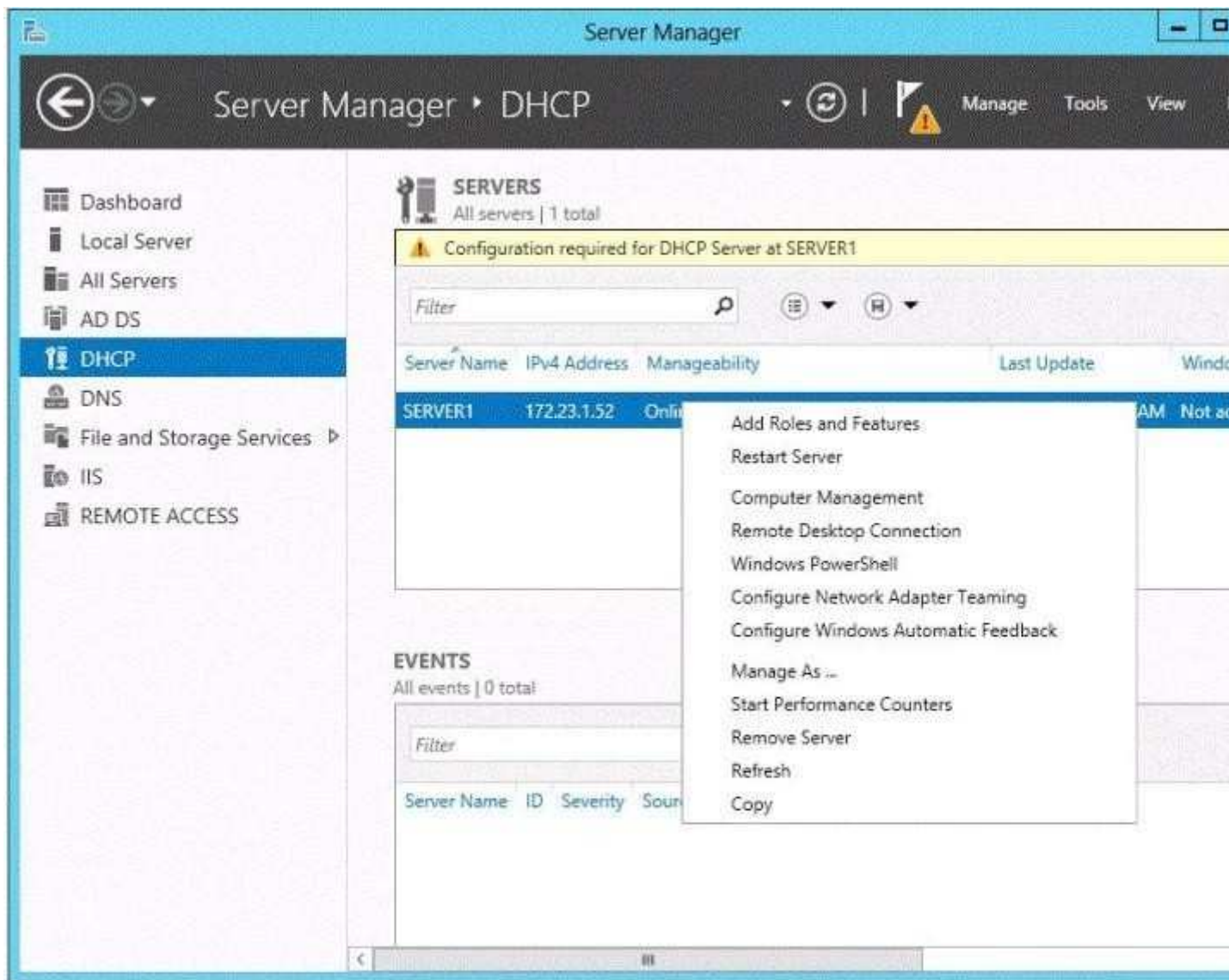
Explanation

Explanation/Reference:

QUESTION 10

Your network contains an Active Directory domain named contoso.com. The domain contains a member server named Server1 and a domain controller named DC2. All servers run Windows Server 2012 R2. All domain controllers are configured as DNS servers. On Server1, you open Server Manager and you add DC2 as another server to manage.

From Server Manager on Server2, you right-click DC2 as shown in the exhibit. (Click the Exhibit button.)



You need to ensure that when you right-click DC2, you see the option to run DNS Manager.

What should you do?

- A. In the domain, add Server1 to the DNS Admins group.
- B. On DC2 and Server1, run winrmquickconfig.
- C. On DC2, install the Feature Administration Tools.
- D. On Server1, install the Role Administration Tools.

Correct Answer: D

Section: [none]

Explanation

Explanation/Reference:

QUESTION 11

Your network contains an Active Directory forest named contoso.com. All domain controllers currently run Windows Server 2008 R2. You plan to install a new domain controller named DC4 that runs Windows Server 2012 R2.

The new domain controller will have the following configurations:

- Schema master
- Global catalog server
- DNS Server server role
- Active Directory Certificate Services server role

You need to identify which configurations Administrators by using the Active Directory Installation Wizard. Which two configurations should you identify? (Each correct answer presents part of the solution. Choose two.)

- A. Transfer the schema master.
- B. Enable the global catalog server.
- C. Install the DNS Server role
- D. Install the Active Directory Certificate Services role.

Correct Answer: AD

Section: [none]

Explanation

Explanation/Reference:

QUESTION 12

You have a server that runs a Server Core installation of Windows Server 2012 R2.

You need to change the DNS server used by IPv6.

What should you do?

- A. From Windows PowerShell, run the Set-NetIcmpv6Protocol cmdlet.
- B. From Sconfig, configure the Network Settings.
- C. From Windows PowerShell, run the Set-DnsClientServerAddresscmdlet.
- D. Run the sc.exe command and specify the config parameter.

Correct Answer: C

Section: [none]

Explanation

Explanation/Reference:

QUESTION 13

Your network contains two Active Directory forests named contoso.com and adatum.com. Each forest contains one domain. A two-way forest trust exists between the forests.

The forests use the address spaces shown in the following table.

Domain	IP address space
Contoso.com	172.16.0.0
Adatum.com	172.30.0.0

From a computer in the contoso.com domain, you can perform reverse lookups for the servers in the contoso.com domain, but you cannot perform reverse lookups for the servers in the adatum.com domain.

From a computer in the adatum.com domain, you can perform reverse lookups for the servers in both domains.

You need to ensure that you can perform reverse lookups for the servers in the adatum.com domain from the computers in the contoso.com domain.

What should you create?

- A. a delegation
- B. a trust point
- C. a conditional forwarder
- D. a GlobalNames zone

Correct Answer: C

Section: [none]

Explanation

Explanation/Reference:

QUESTION 14

Your network contains an Active Directory domain named contoso.com. The network contains 500 client computers that run Windows 8. All of the client computers connect to the Internet by using a web proxy. You deploy a server named Server1 that runs Windows Server 2012 R2. Server1 has the DNS Server server role installed. You configure all of the client computers to use Server1 as their primary DNS server.

You need to prevent Server1 from attempting to resolve Internet host names for the client computers. What should you do on Server1?

- A. Configure the Security settings of the contoso.com zone.
- B. Remove all root hints.
- C. Create a primary zone named ".".
- D. Create a primary zone named "root".
- E. Create a primary zone named "GlobalNames".
- F. Create a forwarder that points to 169.254.0.1.
- G. Create a stub zone named "root".
- H. Create a zone delegation for GlobalNames.contoso.com.

Correct Answer: G

Section: [none]

Explanation

Explanation/Reference:

QUESTION 15

Your network contains an Active Directory domain named contoso.com. The network contains 500 client computers that run Windows 8. All of the client computers connect to the Internet by using a web proxy.

You deploy a server named Server1 that runs Windows Server 2012 R2. Server1 has the DNS Server server role installed.

You configure all of the client computers to use Server1 as their primary DNS server.

You need to prevent Server1 from attempting to resolve Internet host names for the client computers.

What should you do on Server1?

- A. Create a primary zone named "root".
- B. Create a primary zone named ".".secondary zone.
- C. Create a stub zone named "root".
- D. Create a zone delegation for GlobalNames.contoso.com.

Correct Answer: C

Section: [none]

Explanation

Explanation/Reference:

QUESTION 16

Your network contains an Active Directory domain named contoso.com. The network contains 500 client computers that run Windows 8. All of the client computers connect to the Internet by using a web proxy.

You deploy a server named Server1 that runs Windows Server 2012 R2. Server1 has the DNS Server server role installed.

You configure all of the client computers to use Server1 as their primary DNS server.

You need to prevent Server1 from attempting to resolve Internet host names for the client computers.

What should you do on Server1?

- A. Create a zone delegation for GlobalNames.contoso.com.
- B. Remove all root hints.
- C. Create a stub zone named "root".
- D. Create a primary zone named "root".

Correct Answer: C

Section: [none]

Explanation

Explanation/Reference:

QUESTION 17

Your network contains an Active Directory domain named contoso.com. The network contains 500 client computers that run Windows 8. All of the client computers connect to the Internet by using a web proxy.

You deploy a server named Server1 that runs Windows Server 2012 R2. Server1 has the DNS Server server role installed.

You configure all of the client computers to use Server1 as their primary DNS server.

You need to prevent Server1 from attempting to resolve Internet host names for the client computers.

What should you do on Server1?

- A. Configure the Security settings of the contoso.com zone.
- B. Create a stub zone named "root".
- C. Create a primary zone named ".".secondary zone.
- D. Create a primary zone named "GlobalNames".

Correct Answer: B

Section: [none]

Explanation

Explanation/Reference:

QUESTION 18

Your network contains an Active Directory domain named contoso.com. The network contains 500 client computers that run Windows 8. All of the client computers connect to the Internet by using a web proxy.

You deploy a server named Server1 that runs Windows Server 2012 R2. Server1 has the DNS Server server role installed.

You configure all of the client computers to use Server1 as their primary DNS server.

You need to prevent Server1 from attempting to resolve Internet host names for the client computers.

What should you do on Server1?

- A. Create a primary zone named ".".
- B. Configure the Security settings of the contoso.com zone.
- C. Create a zone delegation for GlobalNames.contoso.com.
- D. Create a stub zone named "root".

Correct Answer: D

Section: [none]

Explanation

Explanation/Reference:

QUESTION 19

Your network contains an Active Directory domain named contoso.com. The network contains 500 client computers that run Windows 2012. All of the client computers connect to the Internet by using a web proxy. You deploy a server named Server1 that runs Windows Server 2012 R2.

Server1 has the DNS Server server role installed. You configure all of the client computers to use Server1 as their primary DNS server. You need to prevent Server1 from attempting to resolve Internet host names for the client computers.

What should you do on Server1?

- A. Configure the Security settings of the contoso.com zone.
- B. Remove all root hints.
- C. Create a primary zone named "GlobalNames".
- D. Create a forwarder that points to 169.254.0.1.
- E. Create a stub zone named "root".
- F. Create a zone delegation for GlobalNames.contoso.com.

Correct Answer: E

Section: [none]

Explanation

Explanation/Reference:

QUESTION 20

Your network contains an Active Directory domain named contoso.com. The network contains 500 client computers that run Windows 2012. All of the client computers connect to the Internet by using a web proxy.

You deploy a server named Server1 that runs Windows Server 2012 R2. Server1 has the DNS Server server role installed.

You configure all of the client computers to use Server1 as their primary DNS server. You need to prevent Server1 from attempting to resolve Internet host names for the client computers.

What should you do on Server1?

- A. Create a forwarder that points to 169.254.0.1.
- B. Create a primary zone named "GlobalNames".
- C. Remove all root hints.
- D. Create a zone delegation for GlobalNames.contoso.com.

Correct Answer: C

Section: [none]

Explanation

Explanation/Reference:

QUESTION 21

Your network contains an Active Directory domain named contoso.com. The domain contains a domain controller named DC1 that hosts the primary DNS zone for contoso.com.

All client computers are configured to use DC1 as the primary DNS server. You need to configure DC1 to resolve any DNS requests that are not for the contoso.com zone by querying the DNS server of your Internet Service Provider (ISP).

What should you configure?

- A. Name server (NS) records
- B. Condition& forwarders
- C. Forwarders
- D. Naming Authority Pointer (NAPTR) DNS resource records (RR)

Correct Answer: C

Section: [none]

Explanation

Explanation/Reference:

QUESTION 22

Your network contains a domain controller that is configured as a DNS server. The server hosts an Active Directory-integrated zone for the domain. You need to reduce how long it takes until stale records are deleted from the zone.

What should you do?

- A. From the configuration directory partition of the forest, modify the tombstone lifetime.
- B. From the configuration directory partition of the forest, modify the garbage collection interval.
- C. From the aging properties of the zone, modify the no-refresh interval and the refresh interval.
- D. From the start of authority (SOA) record of the zone, modify the refresh interval and the expire interval.

Correct Answer: C

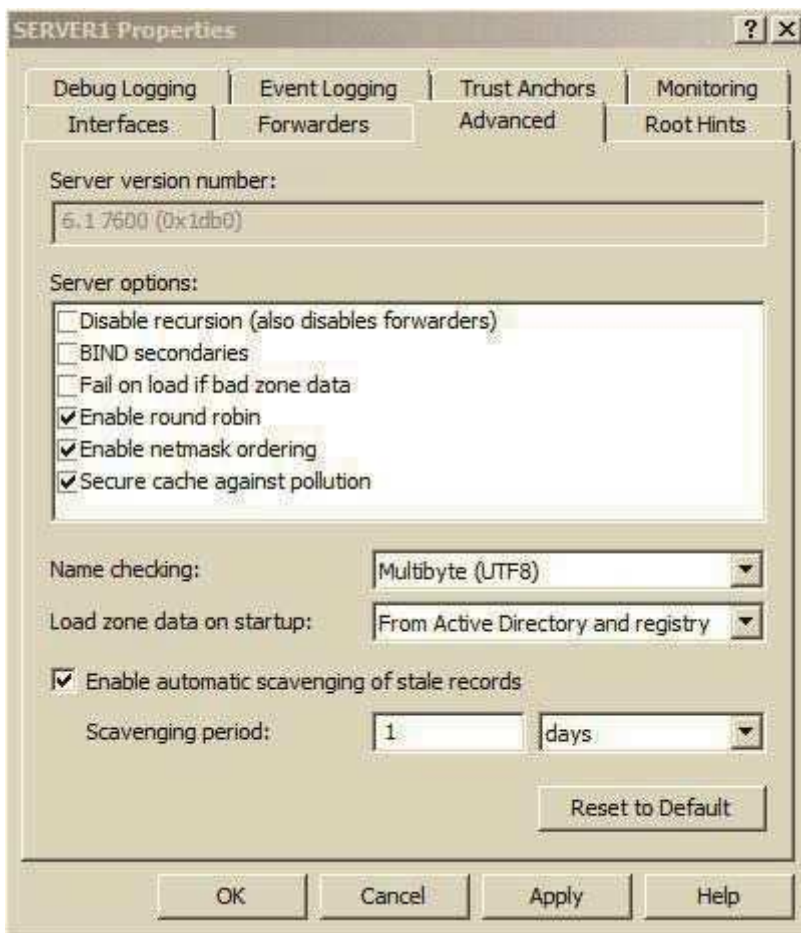
Section: [none]

Explanation

Explanation/Reference:

QUESTION 23

You have an Active Directory domain named contoso.com. You have a domain controller named Server1 that is configured as a DNS server. Server1 hosts a standard primary zone for contoso.com. The DNS configuration of Server1 is shown in the exhibit.



You discover that stale resource records are not automatically removed from the contoso.com zone. You need to ensure that the stale resource records are automatically removed from the contoso.com zone. What should you do?

- A. Set the scavenging period of Server1 to 0 days.
- B. Modify the Server Aging/Scavenging properties.
- C. Configure the aging properties for the contoso.com zone.
- D. Convert the contoso.com zone to an Active Directory-integrated zone.

Correct Answer: C

Section: [none]

Explanation

Explanation/Reference:

QUESTION 24

You have a DNS server named Server1. Server1 runs Windows Server 2012 R2.

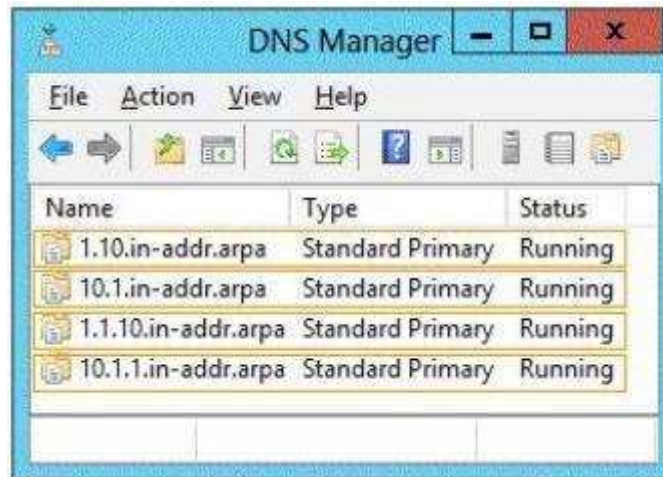
The network ID is 10.1.1.0/24.

An administrator creates several reverse lookup zones. You need to identify which reverse lookup zone is configured correctly.

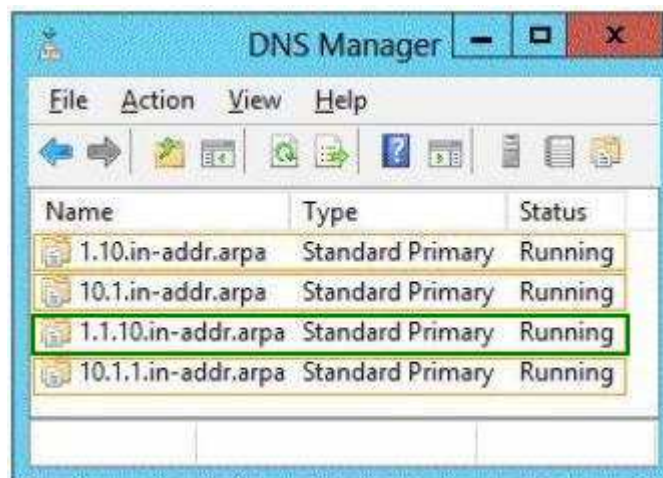
Which zone should you identify?

To answer, select the appropriate zone in the answer area.

Point and Shoot:



Correct Answer:

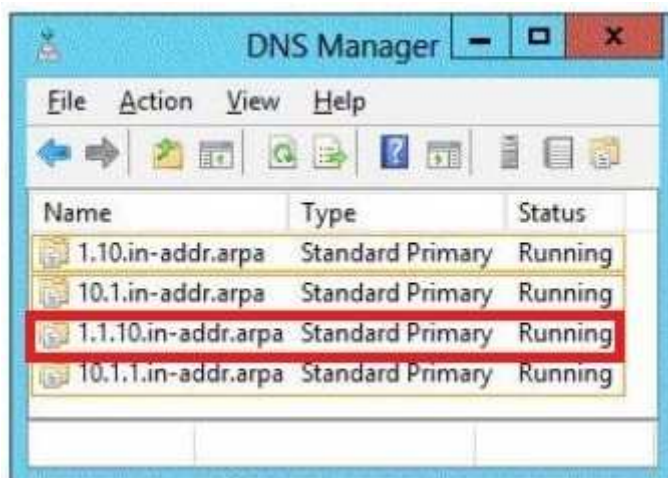


Section: [none]

Explanation

Explanation/Reference:

Explanation:



QUESTION 25

Your network contains an Active Directory domain named contoso.com. The domain contains a domain controller named DC1 that has the DNS Server server role installed. DC1 hosts an Active Directory-integrated zone for the domain. The domain contains a member server named Server1.

You install the DNS Server server role on Server1.

You need to ensure that Server1 can respond authoritatively to queries for the existing contoso.com namespace.

Which cmdlets should you run on each server? (To answer, drag the appropriate cmdlets to the correct servers. Each cmdlet may be used once, more than once, or not at all. You may need to drag the split bar between panes or scroll to view content.)

Select and Place:

	Answer Area
Add-DnsServerForwarder	DC1: <input type="text"/>
Add-DnsServerPrimaryZone	Server1: <input type="text"/>
Add-DnsServerSecondaryZone	
Add-DnsServerTrustAnchor	
Set-DnsServerDsSetting	
Set-DnsServerPrimaryZone	
Set-DnsServerSecondaryZone	
Set-DnsServerSetting	

Correct Answer:

	Answer Area
Add-DnsServerForwarder	DC1: Set-DnsServerPrimaryZone
Add-DnsServerPrimaryZone	Server1: Add-DnsServerSecondaryZone
<input type="text"/>	
Add-DnsServerTrustAnchor	
Set-DnsServerDsSetting	
<input type="text"/>	
Set-DnsServerSecondaryZone	
Set-DnsServerSetting	

Section: [none]

Explanation

Explanation/Reference:

QUESTION 26

Your network contains an Active Directory domain named contoso.com. The domain contains a server named Server1. Server1 runs a Server Core installation of Windows Server 2012 R2.

You install the DNS Server server role on Server1.

You need to perform the following configurations on Server1:

- Create an Active Directory-integrated zone named adatum.com.
- Send unresolved DNS client queries for other domain suffixes to the DNS server of your company's Internet Service Provider (ISP).

Which Windows PowerShell cmdlets should you use?

To answer, drag the appropriate cmdlet to the correct configuration in the answer area. Each cmdlet may be used once, more than once, or not at all. You may need to drag the split bar between panes or scroll to view content.

Select and Place:

Cmdlets	Answer Area
Add-DNSServerDirectoryPartition	Create an Active Directory-integrated zone named adatum.com.
Add-DNSServerPrimaryZone	
Set-DNSServer	Send unresolved DNS client queries for other domain suffixes to the DNS server of your company's Internet Service Provider (ISP).
Set-DNSServerForwarder	
Set-DNSServerDSSetting	
Set-DNSServerSetting	

Correct Answer:

Cmdlets	Answer Area
Add-DNSServerDirectoryPartition	Create an Active Directory-integrated zone named adatum.com.
Set-DNSServer	Send unresolved DNS client queries for other domain suffixes to the DNS server of your company's Internet Service Provider (ISP).
Set-DNSServerDSSetting	
Set-DNSServerSetting	

Section: [none]

Explanation

Explanation/Reference:

Testlet 1

Topic 13, Install domain controllers

Add or remove a domain controller from a domain; upgrade a domain controller; install Active Directory Domain Services (AD DS) on a Server Core installation; install a domain controller from Install from Media (IFM); resolve DNS SRV record registration issues; configure a global catalog server

QUESTION 1

Your network contains an Active Directory domain named contoso.com. All domain controllers run Windows Server 2008 R2. One of the domain controllers is named DC1.

The network contains a member server named Server1 that runs Windows Server 2012 R2. You need to promote Server1 to a domain controller by using install from media (IFM).

What should you do first?

- A. Create a system state backup of DC1.
- B. Create IFM media on DC1.
- C. Upgrade DC1 to Windows Server 2012 R2.
- D. Run the Active Directory Domain Services Configuration Wizard on Server1.
- E. Run the Active Directory Domain Services Installation Wizard on DC1.

Correct Answer: C

Section: [none]

Explanation

Explanation/Reference:

QUESTION 2

Your network contains an Active Directory domain named contoso.com. The domain contains two domain controllers named DC1 and DC.

You install Windows Server 2012 R2 on a new computer named DC3. You need to manually configure DC3 as a domain controller.

Which tool should you use?

- A. Server Manager
- B. winrm.exe
- C. Active Directory Domains and Trusts
- D. dcpromo.exe

Correct Answer: A

Section: [none]

Explanation

Explanation/Reference:

QUESTION 3

Your network contains an Active Directory forest named contoso.com. All domain controllers currently run Windows Server 2008 R2.

You plan to install a new domain controller named DC4 that runs Windows Server 8.

The new domain controller will have the following configurations:

- Schema master
- Global catalog server
- DNS Server server role

- Active Directory Certificate Services server role

You need to identify which configurations cannot be fulfilled by using the Active Directory Installation Wizard.

Which two configurations should you identify? (Each correct answer presents part of the solution. Choose two.)

- A. Transfer the schema master.
- B. Enable the global catalog server.
- C. Install the DNS Server role.
- D. Install the Active Directory Certificate Services role.

Correct Answer: AD

Section: [none]

Explanation

Explanation/Reference:

QUESTION 4

You have a server named Server1 that runs Windows Server 2012 R2.

You promote Server1 to domain controller.

You need to view the service location (SVR) records that Server1 registers on DNS.

What should you do on Server1?

- A. Open the Srv.sys file
- B. Open the Netlogon.dns file
- C. Run ipconfig/displaydns
- D. Run Get-DnsServerDiagnostics

Correct Answer: B

Section: [none]

Explanation

Explanation/Reference:

QUESTION 5

Your network contains an active directory domain named contoso.com. The domain contains a domain controller named DCS. DCS has a server core installation of Windows Server 2012 R2. You need to uninstall Active Directory from DCS manually.

Which tool should you use?

- A. The Remove-WindowsFeature cmdlet
- B. the dsamain.exe command
- C. the ntdsutil.exe command
- D. the Remove-ADComputer cmdlet

Correct Answer: C

Section: [none]

Explanation

Explanation/Reference:

QUESTION 6

Your network contains an Active Directory forest. The forest contains a single domain named contoso.com. The domain contains four domain controllers. The domain controllers are configured as shown in the following table.

Name	Operating system	Configuration
DC1	Windows Server 2008 R2	Domain naming master Schema master Global catalog
DC2	Windows Server 2012	PDC emulator Global catalog
DC3	Windows Server 2008 R2	Infrastructure master
DC4	Windows Server 2012	RID master Global catalog

You plan to deploy a new domain controller named DC5 in the contoso.com domain. You need to identify which domain controller must be online to ensure that DC5 can be promoted successfully to a domain controller.

Which domain controller should you identify?

- A. DC1
- B. DC2
- C. DC3
- D. DC4

Correct Answer: C

Section: [none]

Explanation

Explanation/Reference:

QUESTION 7

Your network contains an Active Directory domain named contoso.com. The domain contains two domain controllers. The domain controllers are configured as shown in the following table.

Name	Operating system	Operation master role
DC1	Windows Server 2012	Domain naming master Schema master
DC2	Windows Server 2008 R2	PDC emulator RID master Infrastructure master

You install a new server named Server1 that runs a Server Core Installation of Windows Server 2012 R2.

You need to join Server1 to the contoso.com domain.
The solution must minimize administrative effort.

What should you use?

- A. the dsadd.exe command
- B. the New-ADComputer cmdlet
- C. the djoin.exe command
- D. the Add-Computer cmdlet

Correct Answer: D

Section: [none]

Explanation

Explanation/Reference:

QUESTION 8

Your network contains an Active Directory forest named contoso.com. All domain controllers currently run Windows Server 2008 R2.

You plan to install a new domain controller named DC4 that runs Windows Server 2012 R2. The new domain controller will have the following configurations:

- Schema master
- Global catalog server
- DNS Server server role
- Active Directory Certificate Services server role

You need to identify which configurations cannot be fulfilled by using the Active Directory Domain Services Configuration Wizard.

Which two configurations should you identify? (Each correct answer presents part of the solution. Choose two.)

- A. Enable the global catalog server.
- B. Install the Active Directory Certificate Services role.
- C. Install the DNS Server role.
- D. Transfer the schema master.

Correct Answer: BD

Section: [none]

Explanation

Explanation/Reference:

QUESTION 9

Your company has an Active Directory forest. Not all domain controllers in the forest are configured as Global Catalog Servers. Your domain structure contains one root domain and one child domain. You modify the folder permissions on a file server that is in the child domain. You discover that some Access Control entries start with S-1-5-21... and that no account name is listed.

You need to list the account names.

What should you do?

- A. Move the RID master role in the child domain to a domain controller that holds the Global Catalog.
- B. Modify the schema to enable replication of the friendlnames attribute to the Global Catalog.
- C. Move the RID master role in the child domain to a domain controller that does not hold the Global Catalog.
- D. Move the infrastructure master role in the child domain to a domain controller that does not hold the Global Catalog.

Correct Answer: D

Section: [none]

Explanation

Explanation/Reference:

QUESTION 10

You have an existing Active Directory site named Site1. You create a new Active Directory site and name it Site2.

You need to configure Active Directory replication between Site1 and Site2. You install a new domain controller. You create the site link between Site1 and Site2.

What should you do next?

- A. Use the Active Directory Sites and Services console to configure a new site link bridge object.
- B. Use the Active Directory Sites and Services console to decrease the site link cost between Site1 and Site2.
- C. Use the Active Directory Sites and Services console to assign a new IP subnet to Site2. Move the new domain controller object to Site2.
- D. Use the Active Directory Sites and Services console to configure the new domain controller as a preferred bridgehead server for Site1.

Correct Answer: C

Section: [none]

Explanation

Explanation/Reference:

QUESTION 11

You have a server named Server1 that runs Windows Server 2012 R2.

You promote Server1 to a domain controller.

You need to view the service location (SRV) records that Server1 registers in DNS.

What should you do on Server1?

- A. Run `ipconfig /displaydns`.
- B. Open the `Netlogon.dns` file.
- C. Run `Get-DnsServerDiagnostics`.
- D. Open the `Srv.sys` file.

Correct Answer: B

Section: [none]

Explanation

Explanation/Reference:

QUESTION 12

Your network contains an Active Directory forest. The forest contains two domains named `contoso.com` and `corp.contoso.com`. All domain controllers run Windows Server 2012 R2 and are configured as global catalog servers.

The `corp.contoso.com` domain contains a domain controller named DC1.

You need to disable the global catalog on DC1.

What should you do?

- A. From Active Directory Users and Computers, modify the properties of the DC1 computer account.
- B. From Active Directory Administrative Center, modify the properties of the DC1 computer account.
- C. From Active Directory Sites and Services, modify the NTDS Settings of the DC1 server object.
- D. From Active Directory Domains and Trusts, modify the properties of the `corp.contoso.com` domain.

Correct Answer: C

Section: [none]

Explanation

Explanation/Reference:

QUESTION 13

Your network contains an Active Directory forest named contoso.com. The forest contains a single domain. All servers runs Windows Server 2012 R2. The domain contains two domain controllers named DC1 and DC2. Both domain controllers are virtual machines on a Hyper-V host.

You plan to create a cloned domain controller named DC3 from an image of DC1.

You need to ensure that you can clone DC1.

Which two actions should you perform? (Each correct answer presents part of the solution. Choose two.)

- A. Add the computer account of DC1 to the Cloneable Domain Controllers group.
- B. Create a DCCloneConfig.xml file on DC1.
- C. Add the computer account of DC3 to the Cloneable Domain Controllers group.
- D. Run the Enable-AdOptionalFeaturecmdlet.
- E. Modify the contents of the DefaultDCCloneAllowList.xml file on DC1.

Correct Answer: AB

Section: [none]

Explanation

Explanation/Reference:

QUESTION 14

Your network contains an Active Directory forest named contoso.com.

The forest contains two domains named contoso.com and child.contoso.com and two sites named Site1 and Site2. The domains and the sites are configured as shown in following table.

Domain controller name	Domain name	Site name	Role
DC1	Contoso.com	Site1	Global catalog RID master PDC emulator
DC2	Contoso.com	Site1	Domain naming master Schema master Infrastructure master
DC3	Child.contoso.com	Site1	Infrastructure master RID master PDC emulator
DC4	Child.contoso.com	Site2	Not applicable

When the link between Site1 and Site2 fails, users fail to log on to Site2.

You need to identify what prevents the users in Site2 from logging on to the child.contoso.com domain.

What should you identify?

- A. the placement of the global catalog server
- B. the placement of the PDC emulator
- C. the placement of the infrastructure master
- D. the placement of the domain naming master

Correct Answer: B

Section: [none]

Explanation

Explanation/Reference:

QUESTION 15

Your network contains an Active Directory forest named contoso.com. The forest contains a single domain. The domain contains two domain controllers named DC1 and DC2 that run Windows Server 2012 R2.

The domain contains a user named User1 and a global security group named Group1.

You reconfigure DC2 as a member server in the domain.

You need to add DC2 as the first domain controller in a new domain in the forest.

Which cmdlet should you run?

- A. Add-AdPrincipalGroupMembership
- B. Install-AddsDomainController
- C. Install WindowsFeature
- D. Install AddsDomain
- E. Rename-AdObject
- F. Set-AdAccountControl
- G. Set-AdGroup
- H. Set-User

Correct Answer: D

Section: [none]

Explanation

Explanation/Reference:

QUESTION 16

Your network contains an Active Directory forest named contoso.com. The forest contains a single domain. The domain contains two domain controllers named DC1 and DC2 that run Windows Server 2012 R2.

The domain contains a user named User1 and a global security group named Group1.

You need to add a new domain controller to the domain.

You install Windows Server 2012 R2 on a new server named DC3.

Which cmdlet should you run next?

- A. Add-AdPrincipalGroupMembership
- B. Install-AddsDomainController
- C. Install WindowsFeature
- D. Install AddsDomain
- E. Rename-AdObject
- F. Set-AdAccountControl
- G. Set-AdGroup
- H. Set-User

Correct Answer: B

Section: [none]

Explanation

Explanation/Reference:

QUESTION 17

Server 1 and Server2 host a load-balanced Application pool named AppPool1. You need to ensure that AppPool1 uses a group Managed Service Account as its identity.

Which 3 actions should you perform?

- A. Install a domain controller that runs Windows Server 2012 R2, Run the New-ADServiceAccountcmdlet, Modify the settings of AppPool1.
- B. Configure the Security settings of the contoso.com zone.
- C. Add a second legacy network adapter, and then run the Set-VMNetworkAdaptercmdlet.
- D. From Windows Powershell, run Get-DNSServerDiagnostics.

Correct Answer: A

Section: [none]

Explanation

Explanation/Reference:

QUESTION 18

Your infrastructure divided in 2 sites. You have a forest root domain and child domain. There is only one DC on site 2 with no FSMO roles. The link goes down to site 2 and no users can log on. What FSMO roles you need on to restore the access?

- A. Infrastructure master
- B. RID master
- C. Domain Naming master
- D. PDC emulator

Correct Answer: D

Section: [none]

Explanation

Explanation/Reference:

QUESTION 19

Your network contains an Active Directory domain named adatum.com. The domain contains the servers shown in the following table.

Server name	Operating system	Configuration
DC1	Windows Server 2012 R2	Domain controller
DC2	Windows Server 2008 R2 Service Pack 1 (SP1)	Domain controller
Server1	Windows Server 2008 R2 Service Pack 1 (SP1)	File server
Server2	Windows Server 2012 R2	File server

You need to ensure that you can use Server Manager on DC1 to manage DC2.

Which two tasks should you perform? (Each correct answer presents part of the solution. Choose two.)

- A. Install Microsoft .NET Framework 4 on DC2.
- B. Install Remote Server Administration Tools on DC1.
- C. Install Remote Server Administration Tools on DC2.

D. Install Windows Management Framework 3.0 on DC2.

Correct Answer: AD

Section: [none]

Explanation

Explanation/Reference:

QUESTION 20

Your network contains an Active Directory forest that contains two domains. The forest contains five domain controllers. The domain controllers are configured as shown in the following table.

Domain controller name	Domain	Global catalog server
DC1	Contoso.com	Yes
DC2	Contoso.com	Yes
DC3	Eu.contoso.com	No
DC4	Eu.contoso.com	No
DC5	Eu.contoso.com	No

You need to configure DC5 as a global catalog server.

Which tool should you use?

- A. Active Directory Domains and Trusts
- B. Active Directory Users and Computers
- C. Active Directory Administrative Center
- D. Active Directory Sites and Services

Correct Answer: D

Section: [none]

Explanation

Explanation/Reference:

QUESTION 21

In an isolated test environment, you deploy a server named Server1 that runs a Server Core Installation of Windows Server 2012 R2. The test environment does not have Active Directory Domain Services (AD DS) installed.

You install the Active Directory Domain Services server role on Server1.

You need to configure Server1 as a domain controller.

Which cmdlet should you run?

- A. Install-ADDSDomainController
- B. Install-ADDSDomain
- C. Install-ADDSEForest
- D. Install-WindowsFeature

Correct Answer: B

Section: [none]

Explanation

Explanation/Reference:

QUESTION 22

Your network contains an Active Directory domain named contoso.com. The domain contains two domain controllers. The domain controllers are configured as shown in the following table.

Name	Operating system	Operation master role
DC1	Windows Server 2012	Domain naming master Schema master
DC2	Windows Server 2008 R2	PDC emulator RID master Infrastructure master

In the perimeter network, you install a new server named Server1 that runs Windows Server 2012 R2. Server1 is in a workgroup.

You need to perform an offline domain join of Server1 to the contoso.com domain.

What should you do first?

- A. Transfer the PDC emulator role to DC1.
- B. Run the djoin.exe command.
- C. Run the dsadd.exe command.
- D. Transfer the infrastructure master role to DC1.

Correct Answer: B

Section: [none]

Explanation

Explanation/Reference:

QUESTION 23

Your network contains an Active Directory forest named contoso.com. The forest contains a single domain. The domain contains two domain controllers named DC1 and DC2 that run Windows Server 2012 R2.

The domain contains a user named User1 and a global security group named Group1.

You need to modify the SAM account name of Group1.

Which cmdlet should you run?

- A. Add-AdPrincipalGroupMembership
- B. Install AddsDomainControNer
- C. Install WindowsFeature
- D. Install AddsDomain
- E. Rename-AdObject
- F. Set-AdAccountControl
- G. Set-AdGroup
- H. Set-User

Correct Answer: G

Section: [none]

Explanation

Explanation/Reference:

QUESTION 24

Your network contains an Active Directory domain named contoso.com. You have a Group Policy object

(GPO) named GP1 that is linked to the domain. GP1 contains a software restriction policy that blocks an Application named App1.

You have a workgroup computer named Computer1 that runs Windows 8. A local Group Policy on Computer1 contains an Application control policy that allows App1.

You join Computer1 to the domain.

You need to prevent App1 from running on Computer1.

What should you do?

- A. From Group Policy Management, add an Application control policy to GP1.
- B. From Group Policy Management, enable the Enforced option on GP1.
- C. In the local Group Policy of Computer1, configure a software restriction policy.
- D. From Computer1, run gpupdate /force.

Correct Answer: D

Section: [none]

Explanation

Explanation/Reference:

QUESTION 25

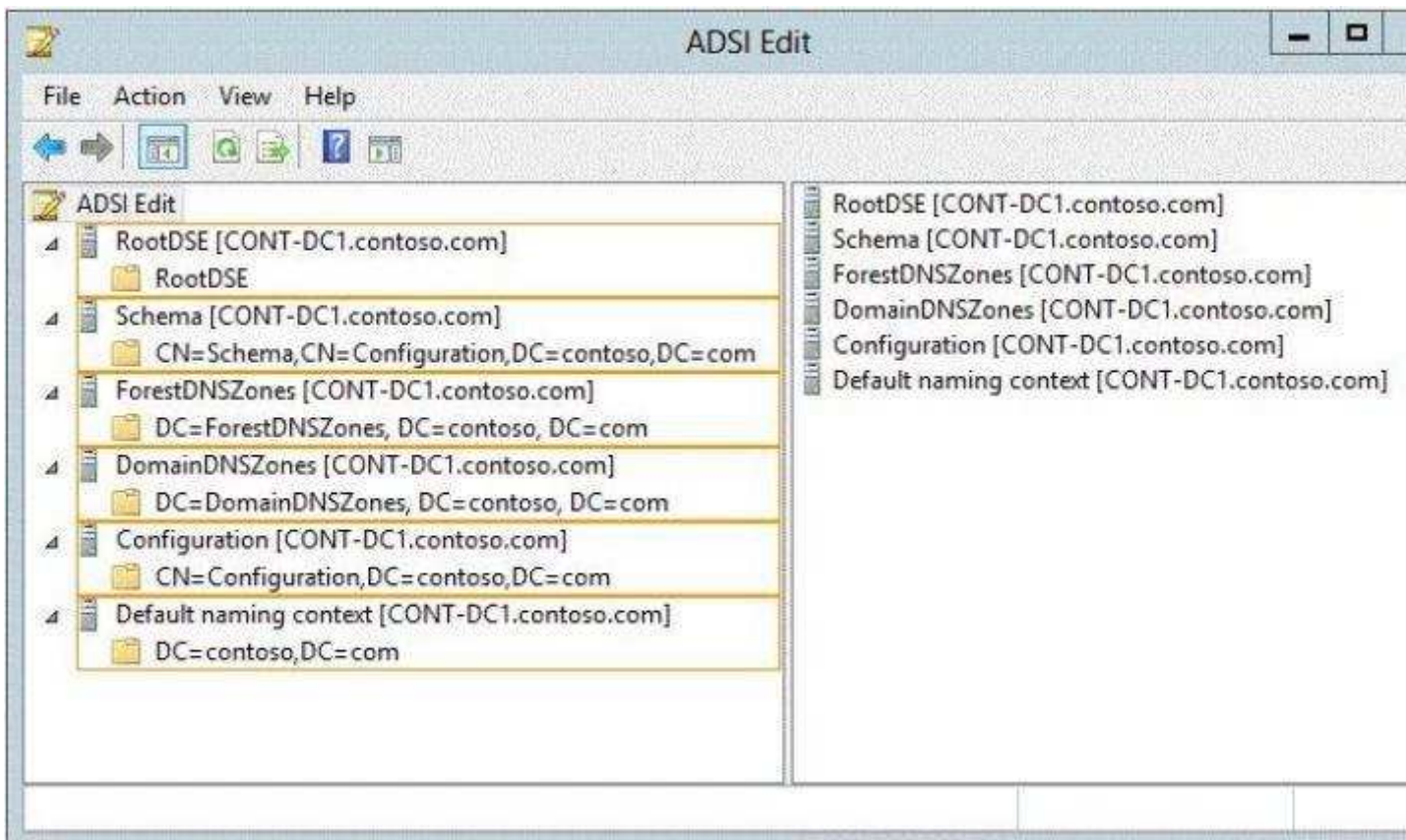
Your network contains an Active Directory domain named contoso.com.

You need to identify whether the Company attribute replicates to the global catalog.

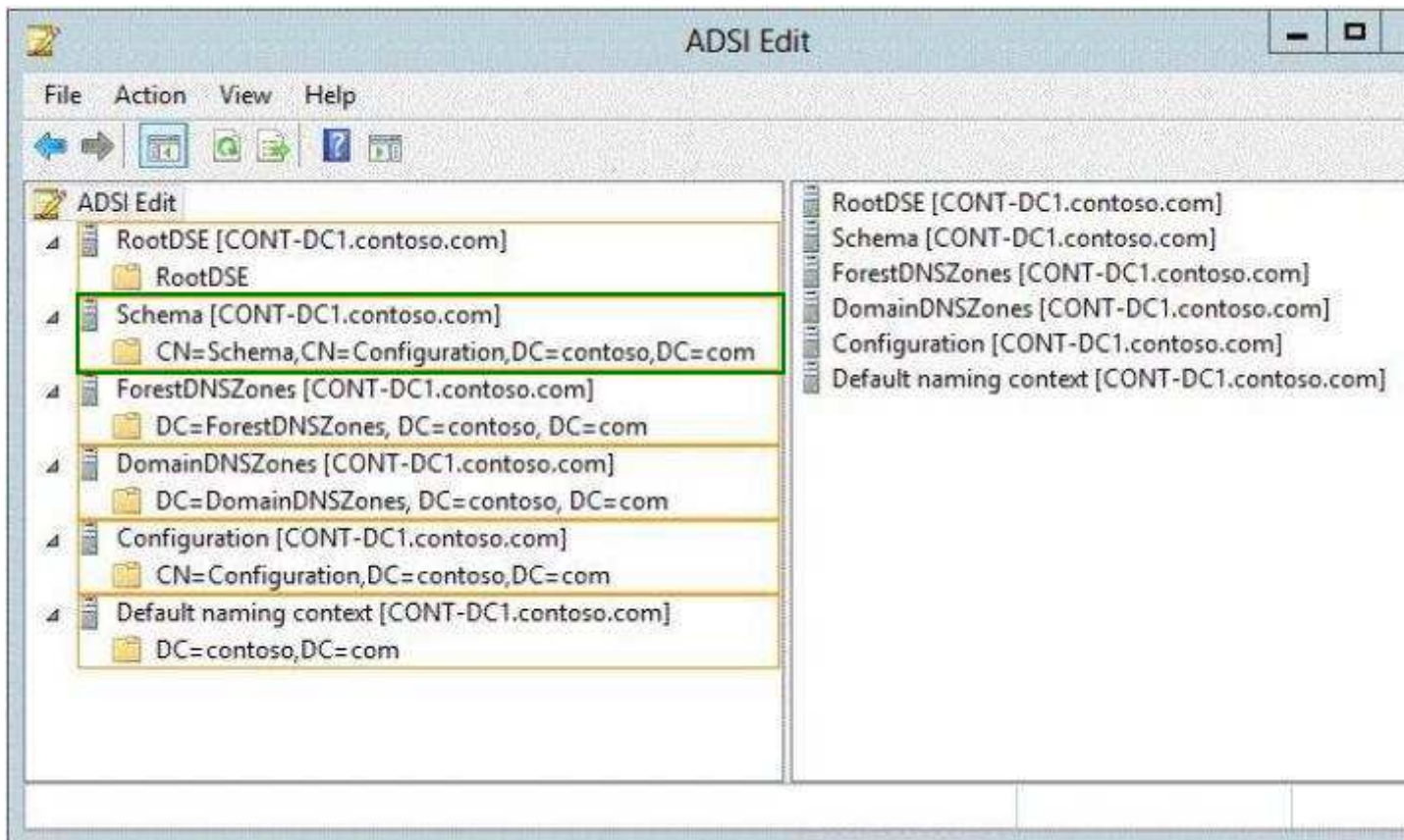
Which part of the Active Directory partition should you view?

To answer, select the appropriate Active Directory object in the answer area.

Point and Shoot:



Correct Answer:

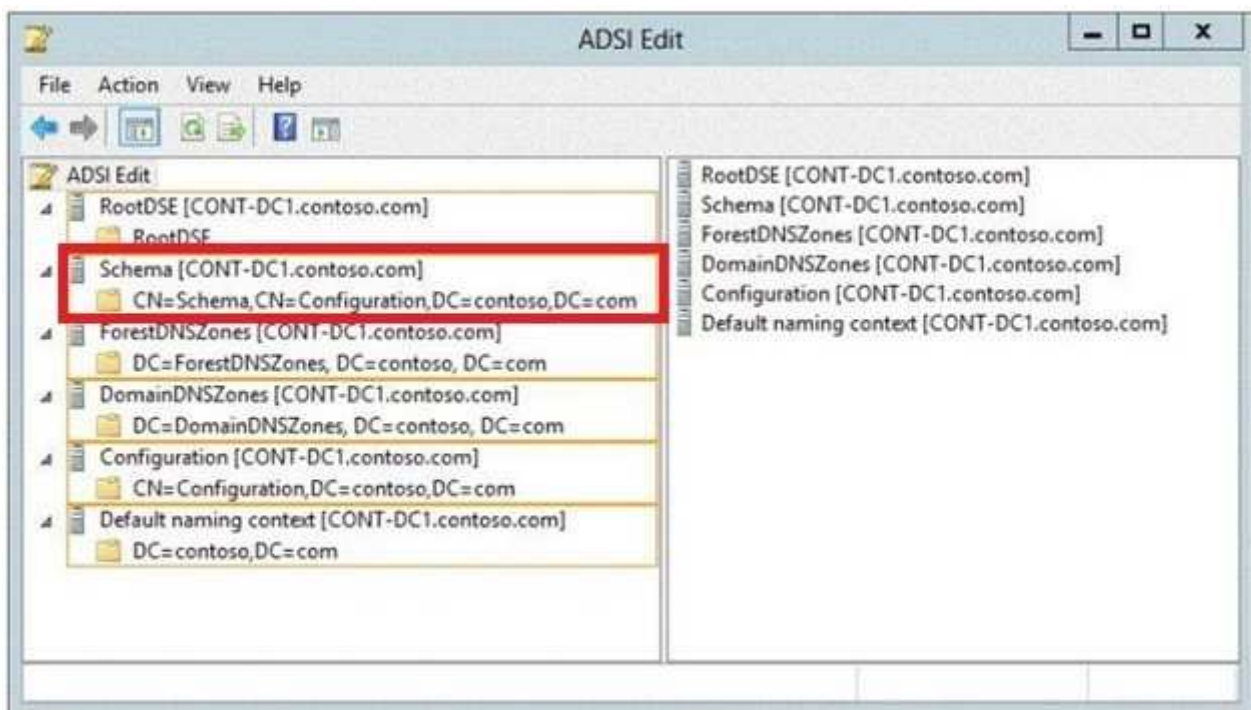


Section: [none]

Explanation

Explanation/Reference:

Explanation:



Testlet 1

Topic 14, Create and manage Active Directory users and computers

Automate the creation of Active Directory accounts; create, copy, configure, and delete users and computers; configure templates; perform bulk Active Directory operations; configure user rights; offline domain join; manage inactive and disabled accounts

QUESTION 1

Your network contains an Active Directory domain named adatum.com. The domain contains several thousand member servers that run Windows Server 2012 R2. All of the computer accounts for the member servers are in an organizational unit (OU) named ServersAccounts.

Servers are restarted only occasionally.

You need to identify which servers were restarted during the last two days.

What should you do?

- A. Run dsquery computer and specify the -stalepwd parameter
- B. Run dsquery server and specify the -o parameter.
- C. Run Get-ADComputer and specify the lastlogon property.
- D. Run Get-ADComputer and specify the SearchScope parameter

Correct Answer: C

Section: [none]

Explanation

Explanation/Reference:

QUESTION 2

Your network contains an Active Directory domain named contoso.com. All servers run Windows Server 2012 R2. The domain contains a server named Server1.

You open Review Options in the Active Directory Domain Services Configuration Wizard, and then you click View script.

You need to ensure that you can use the script to promote Server1 to a domain controller.

Which file extension should you use to save the script?

- A. .pal
- B. .bat
- C. .xml
- D. .cmd

Correct Answer: B

Section: [none]

Explanation

Explanation/Reference:

QUESTION 3

Your network contains an Active Directory domain named contoso.com.

Your company hires 500 temporary employees for the summer.

The human resources department gives you a Microsoft Excel document that contains a list of the temporary employees.

You need to automate the creation of user accounts for the 500 temporary employees.

Which tool or tools should you use?

- A. The Set-ADUsercmdlet and the Add-Member cmdlet
- B. The Import-CSV cmdlet and the New-ADUsercmdlet
- C. ADSI Edit
- D. Active Directory Users and Computers

Correct Answer: B

Section: [none]

Explanation

Explanation/Reference:

QUESTION 4

Your network contains an Active Directory domain named contoso.com. The domain contains a file server named Server1 that runs Windows Server 2012 R2. Server1 contains a shared folder named Share1. Share1 contains the home folder of each user. All users have the necessary permissions to access only their home folder.

The users report that when they access Share1, they can see the home folders of all the users.

You need to ensure that the users see only their home folder when they access Share1.

What should you do from Server1?

- A. From Windows Explorer, modify the properties of the volume that contains Share1.
- B. From Server Manager, modify the properties of the volume that contains Share1.
- C. From Server Manager, modify the properties of Share1.
- D. From Windows Explorer, modify the properties of Share1.

Correct Answer: A

Section: [none]

Explanation

Explanation/Reference:

QUESTION 5

Your network contains an Active Directory domain named contoso.com.

Your company hires 500 temporary employees for the summer.

The human resources department gives you a Microsoft Excel document that contains a list of the temporary employees.

You need to automate the creation of user accounts for the 500 temporary employees.

Which tool should you use?

- A. The Add-Member cmdlet
- B. ADSI Edit
- C. The csvde.exe command
- D. Active Directory Users and Computers

Correct Answer: C

Section: [none]

Explanation

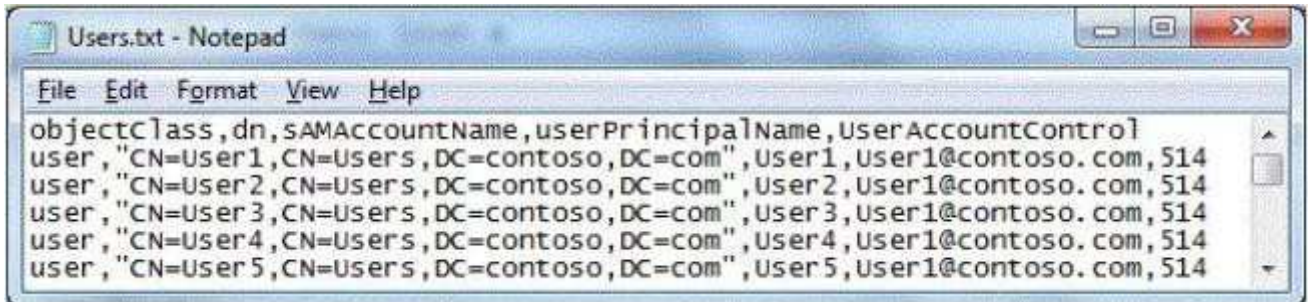
Explanation/Reference:

QUESTION 6

Your network contains an Active Directory domain named contoso.com.

An administrator provides you with a file that contains the information to create user accounts for 200 temporary employees.

The file is shown in the exhibit. (Click the Exhibit button.)



```
objectclass, dn, sAMAccountName, userPrincipalName, UserAccountControl
user, "CN=User1, CN=Users, DC=contoso, DC=com", User1, User1@contoso.com, 514
user, "CN=User2, CN=Users, DC=contoso, DC=com", User2, User2@contoso.com, 514
user, "CN=User3, CN=Users, DC=contoso, DC=com", User3, User3@contoso.com, 514
user, "CN=User4, CN=Users, DC=contoso, DC=com", User4, User4@contoso.com, 514
user, "CN=User5, CN=Users, DC=contoso, DC=com", User5, User5@contoso.com, 514
```

You need to automate the creation of the user accounts. You must achieve this goal by using the minimum amount of administrative effort.

Which tool should you use?

- A. csvde
- B. Net user
- C. Ldifde
- D. Dsadd

Correct Answer: A

Section: [none]

Explanation

Explanation/Reference:

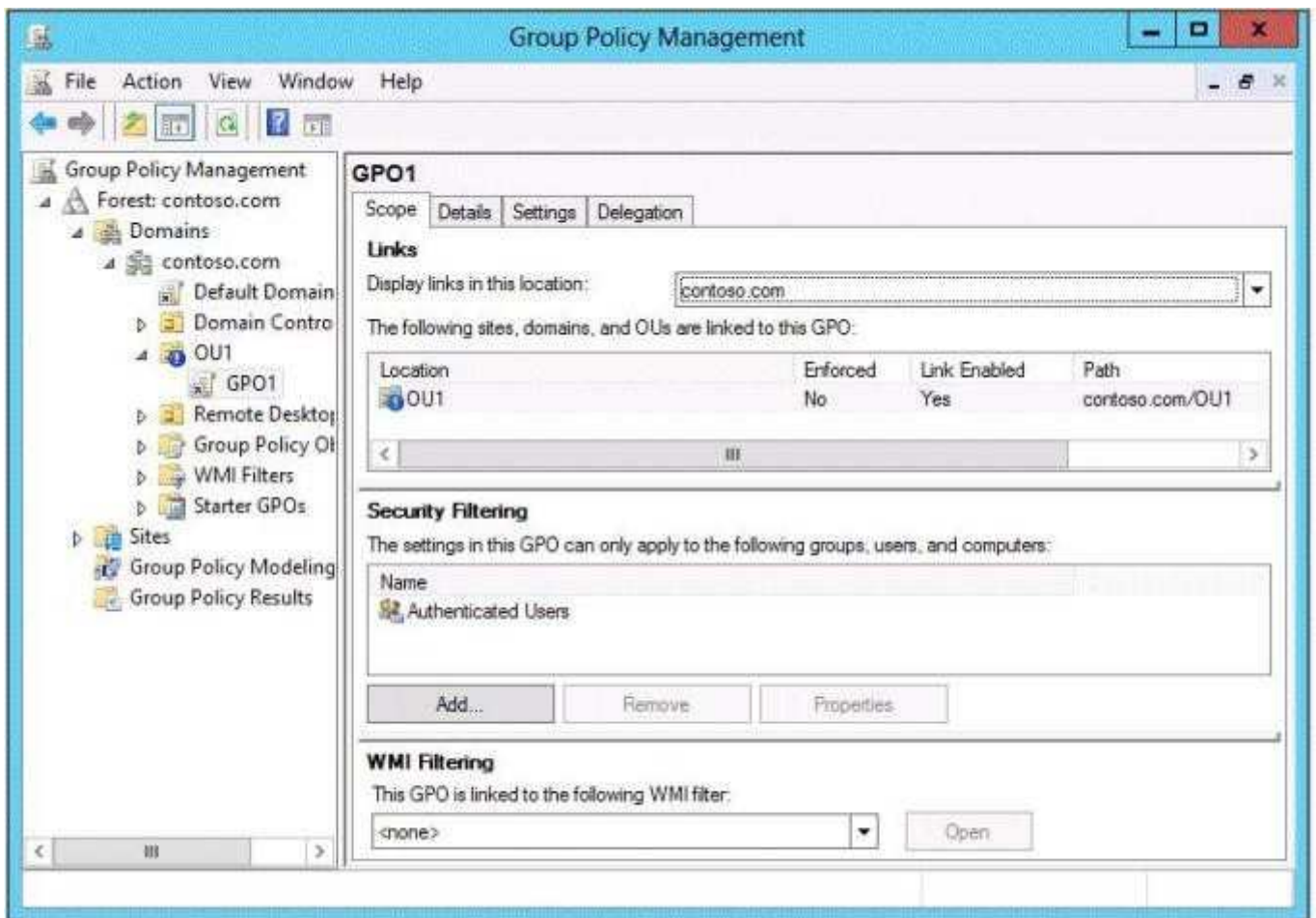
QUESTION 7

Your network contains an Active Directory domain named contoso.com.

You have a Group Policy object (GPO) named GPO1 that contains several user settings. GPO1 is linked to an organizational unit (OU) named OU1.

The help desk reports that GPO1 applies to only some of the users in OU1.

You open Group Policy Management as shown in the exhibit. (Click the Exhibit button.)



You need to configure GPO1 to Apply to all of the users in OU1.

What should you do?

- A. Modify the Security settings of GPO1.
- B. Disable Block Inheritance on OU1.
- C. Modify the GPO status of GPO1.
- D. Enforce GPO1.

Correct Answer: D

Section: [none]

Explanation

Explanation/Reference:

QUESTION 8

Your network contains an Active Directory domain named adatum.com.

You discover that when users join computers to the domain, the computer accounts are created in the Computers container.

You need to ensure that when users join computers to the domain, the computer accounts are automatically created in an organizational unit (OU) named All_Computers.

What should you do?

- A. From Ldp, configure the properties of the Computers container.
- B. From Windows PowerShell, run the Move-ADObjectcmdlet.

- C. From ADSI Edit, configure the properties of the Computers container.
- D. From a command prompt, run the redircmp.exe command.

Correct Answer: D

Section: [none]

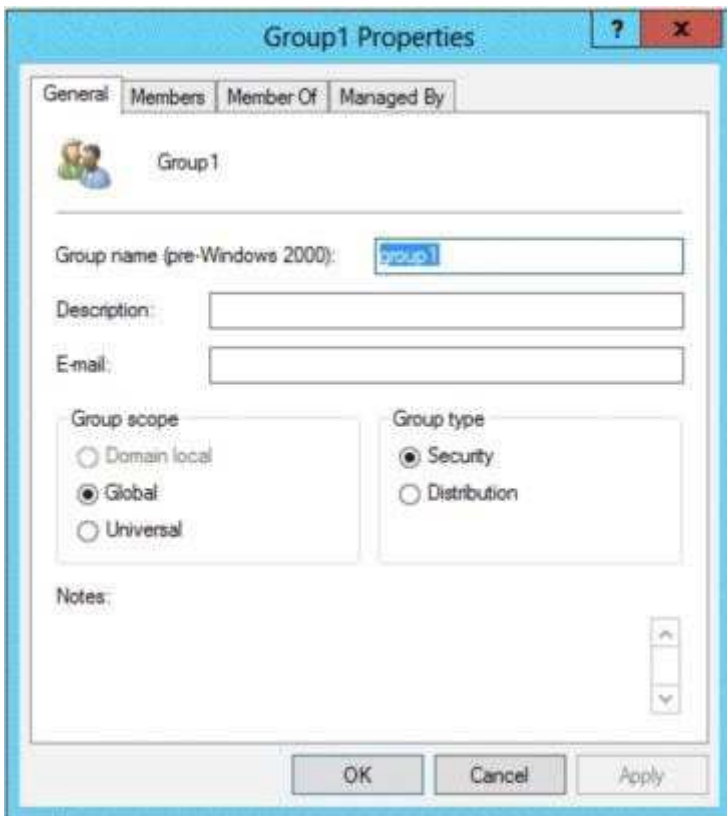
Explanation

Explanation/Reference:

QUESTION 9

Your network contains an Active Directory domain named contoso.com. You log on to a domain controller by using an account named Admin1. Admin1 is a member of the Domain Admins group.

You view the properties of a group named Group1 as shown in the exhibit. (Click the Exhibit button.)



Group1 is located in an organizational unit (OU) named OU1. You need to ensure that you can modify the Security settings of Group1 by using Active Directory Users and Computers.

What should you do from Active Directory Users and Computers?

- A. From the View menu, select Users, Contacts, Groups, and Computers as containers.
- B. Right-click OU1 and select Delegate Control.
- C. From the View menu, select Advanced Features.
- D. Right-click contoso.com and select Delegate Control.

Correct Answer: C

Section: [none]

Explanation

Explanation/Reference:

QUESTION 10

Your network contains an Active Directory domain named contoso.com.

You discover that when you join client computers to the domain manually, the computer accounts are created in the Computers container.

You need to ensure that new computer accounts are created automatically in an organizational unit (OU) named Corp.

Which tool should you use?

- A. net.exe
- B. redircmp.exe
- C. regedit.exe
- D. dsadd.exe

Correct Answer: B

Section: [none]

Explanation

Explanation/Reference:

QUESTION 11

Your network contains an Active Directory domain named adatum.com. The computer accounts for all member servers are located in an organizational unit (OU) named Servers.

You link a Group Policy object (GPO) to the Servers OU.

You need to ensure that the domain's Backup Operators group is a member of the local Backup Operators group on each member server. The solution must not remove any groups from the local Backup Operators groups.

What should you do?

- A. Add a restricted group named adatum\Backup Operators. Add Backup Operators to the This group is a member of list.
- B. Add a restricted group named adatum\Backup Operators. Add Backup Operators to the Members of this group list.
- C. Add a restricted group named Backup Operators. Add adatum\Backup Operators to the This group is a member of list.
- D. Add a restricted group named Backup Operators. Add adatum\Backup Operators to the Members of this group list.

Correct Answer: A

Section: [none]

Explanation

Explanation/Reference:

QUESTION 12

Your company has an Active Directory domain. You log on to the domain controller. The Active Directory Schema snap-in is not available in the Microsoft Management Console (MMC). You need to access the Active Directory Schema snap-in.

What should you do?

- A. Register Schmmgmt.dll.
- B. Log off and log on again by using an account that is a member of the Schema Admins group.
- C. Use the Ntdsutil.exe command to connect to the schema master operations master and open the schema for writing.
- D. Add the Active Directory Lightweight Directory Services (AD/LDS) role to the domain controller by using

Server Manager.

Correct Answer: A

Section: [none]

Explanation

Explanation/Reference:

QUESTION 13

Your network contains an Active Directory domain named contoso.com.

You have a starter Group Policy object (GPO) named GPO1 that contains more than 100 settings.

You need to create a new starter GPO based on the settings in GPO1. You must achieve this goal by using the minimum amount of administrative effort.

What should you do?

- A. Run the New-GPStarterGPO cmdlet and the Copy-GPO cmdlet.
- B. Create a new starter GPO and manually configure the policy settings of the starter GPO.
- C. Right-click GPO1, and then click Back Up. Create a new starter GPO. Right-click the new GPO, and then click Restore from Backup.
- D. Right-click GPO1, and then click Copy. Right-click Starter GPOs, and then click Paste.

Correct Answer: D

Section: [none]

Explanation

Explanation/Reference:

QUESTION 14

Your network contains an Active Directory domain named contoso.com.

An organizational unit (OU) named OU1 contains the user accounts and the computer accounts for laptops and desktop computers.

A Group Policy object (GPO) named GP1 is linked to OU1.

You need to ensure that the configuration settings in GP1 are applied only to the laptops in OU1.

The solution must ensure that GP1 is applied automatically to new laptops that are added to OU1.

What should you do?

- A. Modify the GPO Status of GP1.
- B. Configure the WMI Filter of GP1.
- C. Modify the security settings of GP1.
- D. Modify the security settings of OU1.

Correct Answer: B

Section: [none]

Explanation

Explanation/Reference:

QUESTION 15

Your network contains an Active Directory domain named contoso.com. All client computer accounts are in an organizational unit (OU) named AllComputers. Client computers run either Windows 7 or Windows 8.

You create a Group Policy object (GPO) named GP1.

You link GP1 to the AllComputers OU.

You need to ensure that GP1 applies only to computers that have more than 8 GB of memory.

What should you configure?

- A. The Security settings of AllComputers
- B. The Security settings of GP1
- C. The WMI filter for GP1
- D. The Block Inheritance option for AllComputers

Correct Answer: C

Section: [none]

Explanation

Explanation/Reference:

QUESTION 16

Your network contains an Active Directory domain named contoso.com. The domain contains a user account named User1 that resides in an organizational unit (OU) named OU1.

A Group Policy object (GPO) named GPO1 is linked to OU1. GPO1 is used to publish several applications to a user named User1.

In the Users container, you create a new user named User2.

You need to ensure that the same applications are published to User2.

What should you do?

- A. Modify the security of GPO1.
- B. Modify the settings in GPO1.
- C. Link a WMI filter to GPO1.
- D. Move User2 to OU1.

Correct Answer: C

Section: [none]

Explanation

Explanation/Reference:

QUESTION 17

Your network contains an Active Directory domain named contoso.com. The domain contains two servers named Server1 and Server2 that run Windows Server 2012 R2.

You create a security template named Template1 by using the Security Templates snap-in.

You need to Apply Template1 to Server2.

Which tool should you use?

- A. Local Security Policy
- B. Server Manager
- C. Authorization Manager
- D. Security Templates

Correct Answer: A

Section: [none]

Explanation

Explanation/Reference:

QUESTION 18

Your network contains an Active Directory domain named contoso.com. The domain contains 100 user accounts that reside in an organizational unit (OU) named OU1.

You need to ensure that a user named User1 can link and unlink Group Policy objects (GPOs) to OU1.

The solution must minimize the number of permissions assigned to User1.

What should you do?

- A. Add User1 to the Group Policy Creator Owners group.
- B. Run the Set-GPPermission cmdlet.
- C. Modify the permission on the \\Contoso.com\\SYSVOL\\Contoso.com\\Policies folder.
- D. Run the Delegation of Control Wizard on OU1.

Correct Answer: D

Section: [none]

Explanation

Explanation/Reference:

QUESTION 19

Your network contains an Active Directory domain named contoso.com. The domain contains two servers named Server1 and Server2 that run Windows Server 2012 R2.

You create a security template named Template1 by using the Security Templates snap-in.

You need to Apply Template1 to Server2.

Which tool should you use?

- A. System Configuration
- B. Local Security Policy
- C. Certificate Templates
- D. Computer Management

Correct Answer: B

Section: [none]

Explanation

Explanation/Reference:

QUESTION 20

Your network contains an Active Directory domain named contoso.com. The domain contains a server named Server1. Server1 runs Windows Server 2012 R2 and is configured as the only domain controller.

You need to retrieve a list of all the user accounts. The list must include the last time each user was authenticated successfully.

Which Windows PowerShell command should you run?

To answer, drag the appropriate cmdlet or property to the correct locations to complete the PowerShell command in the answer area. Each cmdlet or property may be used once, more than once, or not at all. You may need to drag the split bar between panes or scroll to view content.

Select and Place:

Cmdlets and Properties	Answer Area
Get-ADComputer	<div></div> -Properties * -filter * fl name, <div></div>
Get-ADUser	
Set-ADComputer	
Set-ADUser	
credentials	
lastLogonDate	
logonHours	

Correct Answer:

Cmdlets and Properties	Answer Area
Get-ADComputer	<div>Get-ADUser</div> -Properties * -filter * fl name, <div>lastLogonDate</div>
Set-ADComputer	
Set-ADUser	
credentials	
logonHours	

Section: [none]

Explanation

Explanation/Reference:

QUESTION 21

Your network contains an Active Directory domain named adatum.com.

You create an account for a temporary employee named User1.

You need to ensure that User1 can log on to the domain only between 08:00 and 18:00 from a client computer named Computer1.


From which tab should you perform the configuration?

To answer, select the appropriate tab in the answer area.

Point and Shoot:

User1 Properties ? x

Member Of	Dial-in	Environment	Sessions
Remote control	Remote Desktop Services Profile		COM+
General	Address	Account	Profile
Telephones	Organization		

 User1

First name: Initials:

Last name:

Display name:

Description:

Office:

Telephone number:

E-mail:

Web page:

Correct Answer:

User1 Properties

Member Of	Dial-in	Environment	Sessions
Remote control	Remote Desktop Services Profile		COM+
General	Address	Account	Profile
		Telephones	Organization

User1

First name: Initials:

Last name:

Display name:

Description:

Office:

Telephone number:

E-mail:

Web page:

Section: [none]

Explanation

Explanation/Reference:

QUESTION 22

You have a server named Server1. Server1 runs Windows Server 2012 R2. A user named Admin1 is a member of the local Administrators group.

You need to ensure that Admin1 receives a User Account Control (UAC) prompt when attempting to open Windows PowerShell as an administrator.

Which setting should you modify from the Local Group Policy Editor? To answer, select the appropriate setting in the answer area.

Point and Shoot:

Local Group Policy Editor		
File Help		
Policy		Security Se
User Account Control: Admin Approval Mode for the Built-in Administrator account		Disabled
User Account Control: Allow UIAccess applications to prompt for elevation without using the secure desktop		Disabled
User Account Control: Behavior of the elevation prompt for administrators in Admin Approval Mode		Prompt fo
User Account Control: Behavior of the elevation prompt for standard users		Prompt fo
User Account Control: Detect application installations and prompt for elevation		Enabled
User Account Control: Only elevate executables that are signed and validated		Disabled
User Account Control: Only elevate UIAccess applications that are installed in secure locations		Enabled
User Account Control: Run all administrators in Admin Approval Mode		Disabled
User Account Control: Switch to the secure desktop when prompting for elevation		Enabled
User Account Control: Virtualize file and registry write failures to per-user locations		Enabled

Correct Answer:

Local Group Policy Editor		
File Help		
Policy		Security Se
User Account Control: Admin Approval Mode for the Built-in Administrator account		Disabled
User Account Control: Allow UIAccess applications to prompt for elevation without using the secure desktop		Disabled
User Account Control: Behavior of the elevation prompt for administrators in Admin Approval Mode		Prompt fo
User Account Control: Behavior of the elevation prompt for standard users		Prompt fo
User Account Control: Detect application installations and prompt for elevation		Enabled
User Account Control: Only elevate executables that are signed and validated		Disabled
User Account Control: Only elevate UIAccess applications that are installed in secure locations		Enabled
User Account Control: Run all administrators in Admin Approval Mode		Disabled
User Account Control: Switch to the secure desktop when prompting for elevation		Enabled
User Account Control: Virtualize file and registry write failures to per-user locations		Enabled

Section: [none]

Explanation

Explanation/Reference:

Explanation:

Local Group Policy Editor		
File Help		
Policy		Security Setting
User Account Control: Admin Approval Mode for the Built-in Administrator account		Disabled
User Account Control: Allow UIAccess applications to prompt for elevation without using the secure desktop		Disabled
User Account Control: Behavior of the elevation prompt for administrators in Admin Approval Mode		Prompt for consent for non-Windows binaries
User Account Control: Behavior of the elevation prompt for standard users		Prompt for credentials
User Account Control: Detect application installations and prompt for elevation		Enabled
User Account Control: Only elevate executables that are signed and validated		Disabled
User Account Control: Only elevate UIAccess applications that are installed in secure locations		Enabled
User Account Control: Run all administrators in Admin Approval Mode		Disabled
User Account Control: Switch to the secure desktop when prompting for elevation		Enabled
User Account Control: Virtualize file and registry write failures to per-user locations		Enabled

QUESTION 23

Your network contains an Active Directory domain named contoso.com. The domain contains a print server named Print1 that runs Windows Server 2012 R2.

Print1 has 50 shared printers. Each printer is listed in Active Directory.

From Active Directory Users and Computers, you browse to Print1 and you discover that the 50 printers are not visible.

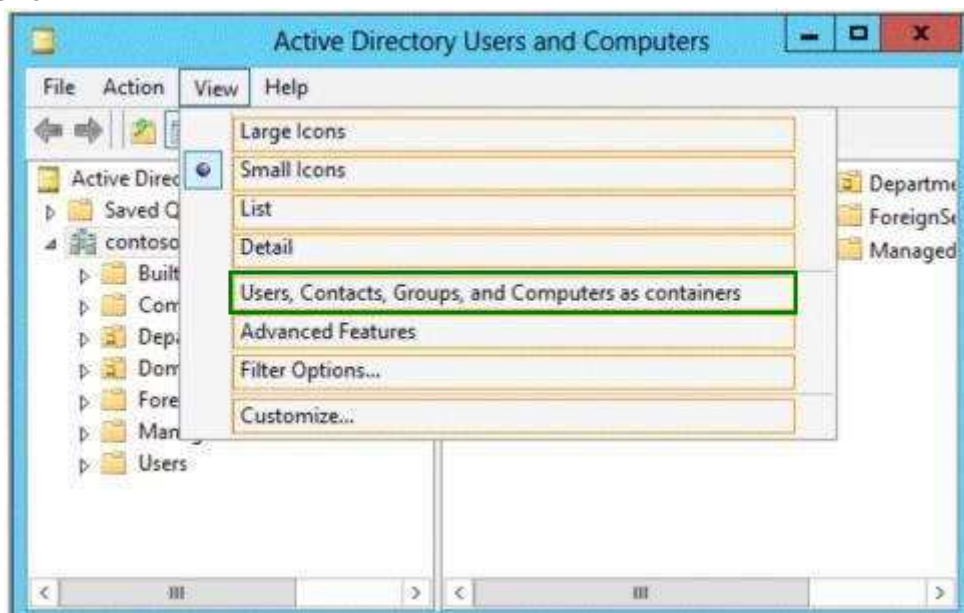
You need to ensure that you can view the printer objects in Active Directory Users and Computers.

Which option should you select? To answer, select the appropriate option in the answer area.

Point and Shoot:



Correct Answer:



Section: [none]

Explanation

Explanation/Reference:

Explanation:



Testlet 1

Topic 15, Create and manage Active Directory groups and organizational units (OUs)

Configure group nesting; convert groups including security, distribution, universal, domain local, and domain global; manage group membership using Group Policy; enumerate group membership; delegate the creation and management of Active Directory objects; manage default Active Directory containers; create, copy, configure, and delete groups and OUs

QUESTION 1

Your network contains an Active Directory forest named contoso.com. The forest contains a single domain. The domain contains two domain controllers named DC1 and DC2 that run Windows Server 2012 R2.

The domain contains a user named User1 and a global security group named Group1.

User1 logs on to a client computer named Computer1.

You need to disable the computer account of Computer1.

Which cmdlet should you run?

- A. Add-AdPrincipalGroupMembership
- B. Install-AddsDomainController
- C. Install WindowsFeature
- D. Install AddsDomain
- E. Rename-AdObject
- F. Set-AdAccountControl
- G. Set-AdGroup
- H. Set-User

Correct Answer: F

Section: [none]

Explanation

Explanation/Reference:

QUESTION 2

Your network contains an Active Directory domain named contoso.com. The domain contains a server named Server1. Server1 runs Windows Server 2012 R2.

An administrator creates a security template named Template1.

You need to App1y Template1 to Server1.

Which snap-in should you use?

- A. Security Templates
- B. Authorization Manager
- C. Security Configuration and Analysis
- D. Resultant Set of Policy

Correct Answer: C

Section: [none]

Explanation

Explanation/Reference:

QUESTION 3

Your network contains an Active Directory forest named contoso.com. The forest contains a single domain.

The domain contains two domain controllers named DC1 and DC2 that run Windows Server 2012 R2.

The domain contains a user named User1 and three global security groups named Group1, Group2 and, Group3.

You need to add User1 to Group1, Group2, and Group3.

Which cmdlet should you run?

- A. Add-AdPrincipalGroupMembership
- B. Install- AddsDomainController
- C. Install- WindowsFeature
- D. Install-AddsDomain
- E. Rename-AdObject
- F. Set-AdAccountControl
- G. Set-AdGroup
- H. Set-User

Correct Answer: A

Section: [none]

Explanation

Explanation/Reference:

QUESTION 4

Your network contains an Active Directory forest named contoso.com. The forest contains a single domain. The domain contains two domain controllers named DC1 and DC2 that run Windows Server 2012 R2.

The domain contains a user named User1 and a global security group named Group1.

You need to ensure that User1 can manage the group membership of Group1. The solution must minimize the number of permissions assigned to User1.

Which cmdlet should you run?

- A. Add-AdPrincipalGroupMembership
- B. Install- AddsDomainController
- C. Install- WindowsFeature
- D. Install-AddsDomain
- E. Rename-AdObject
- F. Set-AdAccountControl
- G. Set-AdGroup
- H. Set-User

Correct Answer: G

Section: [none]

Explanation

Explanation/Reference:

QUESTION 5

Your network contains an Active Directory forest named contoso.com. The forest contains a single domain. The domain contains two domain controllers named DC1 and DC2 that run Windows Server 2012 R2.

The domain contains a user named User1 and a global security group named Group1.

You need to prevent User1 from changing his password. The solution must minimize administrative effort.

Which cmdlet should you run?

- A. Add-AdPrincipalGroupMembership
- B. Install- AddsDomainController
- C. Install- WindowsFeature
- D. Install-AddsDomain
- E. Rename-AdObject
- F. Set-AdAccountControl
- G. Set-AdGroup
- H. Set-User

Correct Answer: F

Section: [none]

Explanation

Explanation/Reference:

QUESTION 6

Your network contains two Active Directory forests named contoso.com and adatum.com. All servers run Windows Server 2012 R2.

A one-way external trust exists between contoso.com and adatum.com.

Adatum.com contains a universal group named Group1.

You need to prevent Group1 from being used to provide access to the resources in contoso.com.

What should you do?

- A. Change the scope of Group1 to domain local.
- B. Modify the Allowed to Authenticate permissions in adatum.com.
- C. Enable SID quarantine on the trust between contoso.com and adatum.com.
- D. Modify the Allowed to Authenticate permissions in contoso.com.

Correct Answer: D

Section: [none]

Explanation

Explanation/Reference:

QUESTION 7

Your network contains an Active Directory forest named contoso.com. The forest contains a child domain named corp.contoso.com.

The network has Microsoft Exchange Server 2010 deployed.

You need to create a mail-enabled distribution group.

Which type of group should you create?

- A. Domain local
- B. Global
- C. Local
- D. Universal

Correct Answer: D

Section: [none]

Explanation

Explanation/Reference:

QUESTION 8

Your network contains an Active Directory domain named contoso.com. All user accounts are in an organizational unit (OU) named Employees.

You create a Group Policy object (GPO) named GP1. You link GP1 to the Employees OU.

You need to ensure that GP1 does not apply to the members of a group named Managers.

What should you configure?

- A. The Security settings of Employees
- B. The WMI filter for GP1
- C. The Block Inheritance option for Employees
- D. The Security settings of GP1

Correct Answer: D

Section: [none]

Explanation

Explanation/Reference:

QUESTION 9

You have a file server named Server1 that runs Windows Server 2012 R2.

You need to ensure that a user named User1 can use Windows Server Backup to create a complete backup of Server1.

What should you configure?

- A. The local groups by using Computer Management
- B. A task by using Authorization Manager
- C. The User Rights Assignment by using the Local Group Policy Editor
- D. The Role Assignment by using Authorization Manager

Correct Answer: A

Section: [none]

Explanation

Explanation/Reference:

QUESTION 10

Your network contains an Active Directory forest that contains three domains. A group named Group1 is configured as a domain local distribution group in the forest root domain.

You plan to grant Group1 read-only access to a shared folder named Share1. Share1 is located in a child domain.



<http://www.gratisexam.com/>

You need to ensure that the members of Group1 can access Share1.

What should you do first?

- A. Convert Group1 to a global distribution group.
- B. Convert Group1 to a universal security group.
- C. Convert Group1 to a universal distribution group.
- D. Convert Group1 to a domain local security group.

Correct Answer: B

Section: [none]

Explanation

Explanation/Reference:

QUESTION 11

Your network contains an Active Directory domain named contoso.com. The domain contains 100 servers. The servers are contained in a organizational unit (OU) named ServersOU. You need to create a group named Group1 on all of the servers in the domain. You must ensure that Group1 is added only to the servers.

What should you configure?

- A. a Local Users and Groups preferences setting in a Group Policy linked to the Domain Controllers OU
- B. a Restricted Groups setting in a Group Policy linked to the domain
- C. a Local Users and Groups preferences setting in a Group Policy linked to ServersOU
- D. a Restricted Groups setting in a Group Policy linked to ServersOU

Correct Answer: C

Section: [none]

Explanation

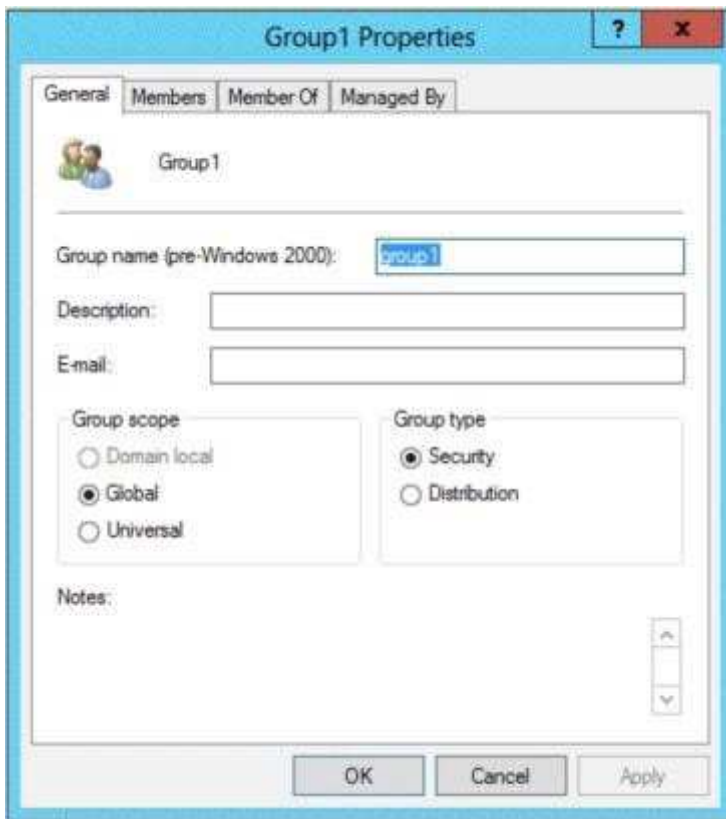
Explanation/Reference:

QUESTION 12

Your network contains an Active Directory domain named contoso.com.

You log on to a domain controller by using an account named Admin1. Admin1 is a member of the Domain Admins group.

You view the properties of a group named Group1 as shown in the exhibit. (Click the Exhibit button.)



Group1 is located in an organizational unit (OU) named OU1. You need to ensure that users from Group1 can modify the Security settings of OU1 only. What should you do from Active Directory Users and Computers?

- A. Modify the Managed By settings on OU1.
- B. Right-click contoso.com and select Delegate Control.
- C. Right-click OU1 and select Delegate Control.
- D. Modify the Security settings of Group1.

Correct Answer: C

Section: [none]

Explanation

Explanation/Reference:

QUESTION 13

Your network contains an Active Directory domain named contoso.com. All domain controllers run Windows Server 2012 R2.

You need to ensure that the local Administrator account on all computers is renamed to L_Admin.

Which Group Policy settings should you modify?

- A. Security Options
- B. User Rights Assignment
- C. Restricted Groups
- D. Preferences

Correct Answer: A

Section: [none]

Explanation

Explanation/Reference:

QUESTION 14

Your network contains an Active Directory domain named contoso.com.

The password policy for the domain is set to require a minimum password length of 10 characters.

A user named User1 and a user named User2 work for the sales department.

User1 is forced to create a domain password that has a minimum of 12 characters. User2 is forced to create a domain password that has a minimum of eight characters.

You need to identify what forces the two users to have different password lengths.

Which tool should you use?

- A. Credential Manager
- B. Security Configuration Wizard (SCW)
- C. Group Policy Management
- D. Active Directory Administrative Center

Correct Answer: D

Section: [none]

Explanation

Explanation/Reference:

QUESTION 15

Your network contains an Active Directory domain named contoso.com. The domain contains 100 user accounts that reside in an organizational unit (OU) named OU1.

You need to ensure that a user named User1 can link and unlink Group Policy objects (GPOs) to OU1.

The solution must minimize the number of permissions assigned to User1.

What should you do?

- A. Modify the permission on the \\Contoso.com\SYSVOL\Contoso.com\Policies folder.
- B. Run the Delegation of Control Wizard on the Policies container.
- C. Run the Set-GPPermissioncmdlet.
- D. Run the Delegation of Control Wizard on OU1.

Correct Answer: D

Section: [none]

Explanation

Explanation/Reference:

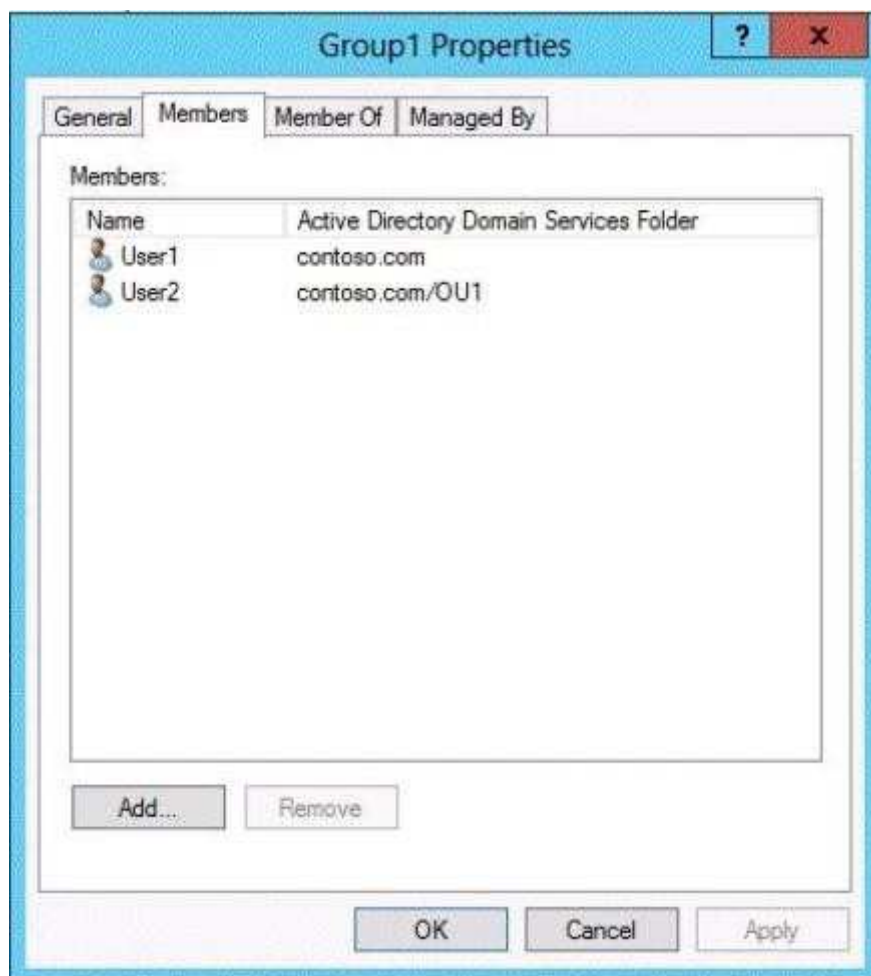
QUESTION 16

Your network contains an Active Directory domain named contoso.com.

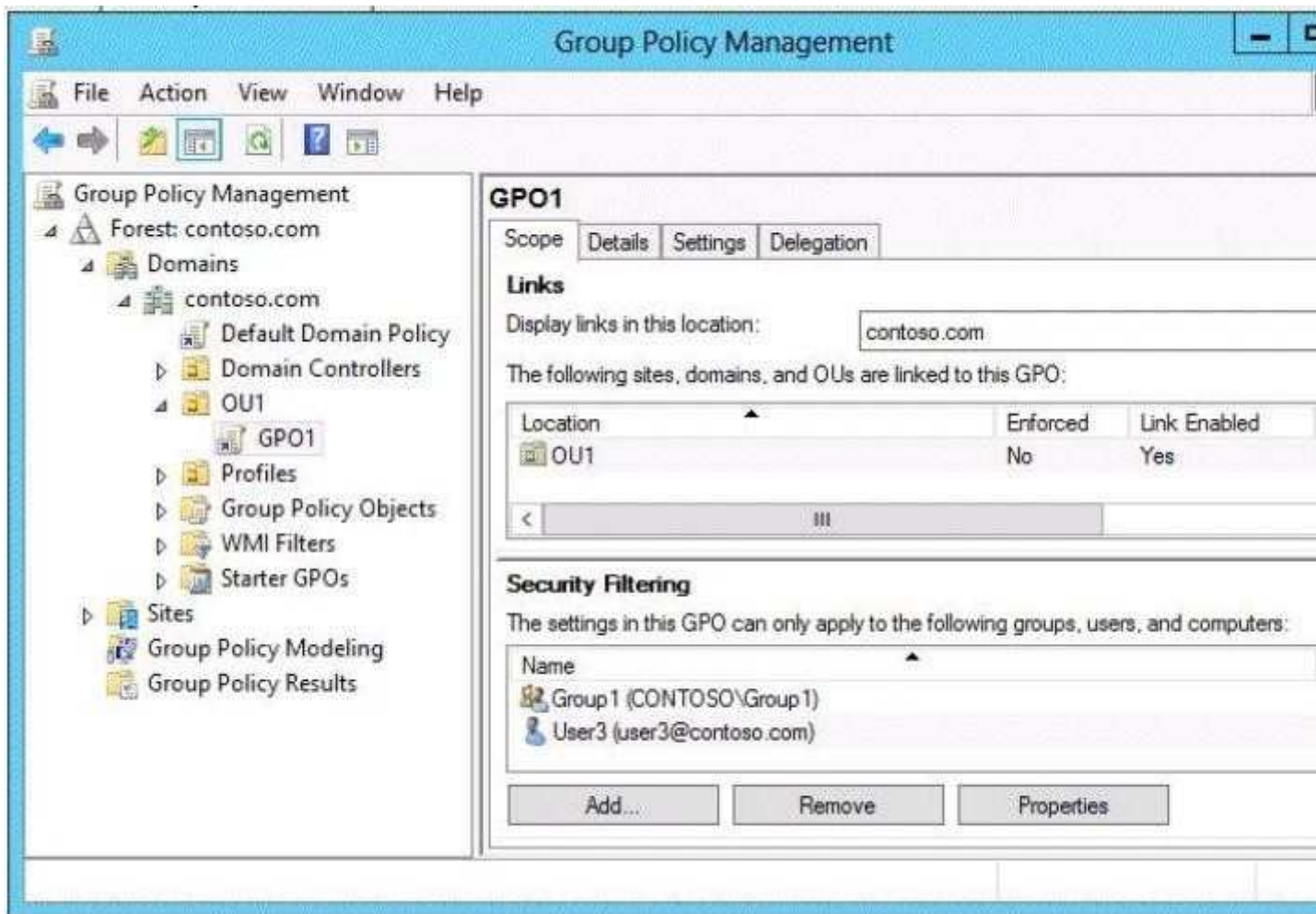
The domain contains an organizational unit (OU) named OU1 as shown in the OU1 exhibit.
(Click the Exhibit button.)



The membership of Group1 is shown in the Group1 exhibit. (Click the Exhibit button.)



You configure GPO1 to prohibit access to Control Panel. GPO1 is linked to OU1 as shown in the GPO1 exhibit. (Click the Exhibit button.)



Select Yes if the statement can be shown to be true based on the available information; otherwise select No. Each correct selection is worth one point.

Hot Area:

	Yes	No
User1 can access Control Panel.	<input type="radio"/>	<input type="radio"/>
User2 can access Control Panel.	<input type="radio"/>	<input type="radio"/>
User3 can access Control Panel.	<input type="radio"/>	<input type="radio"/>
User4 can access Control Panel.	<input type="radio"/>	<input type="radio"/>

Correct Answer:

	Yes	No
User1 can access Control Panel.	<input type="radio"/>	<input type="radio"/>
User2 can access Control Panel.	<input type="radio"/>	<input type="radio"/>
User3 can access Control Panel.	<input type="radio"/>	<input type="radio"/>
User4 can access Control Panel.	<input type="radio"/>	<input type="radio"/>

Section: [none]

Explanation

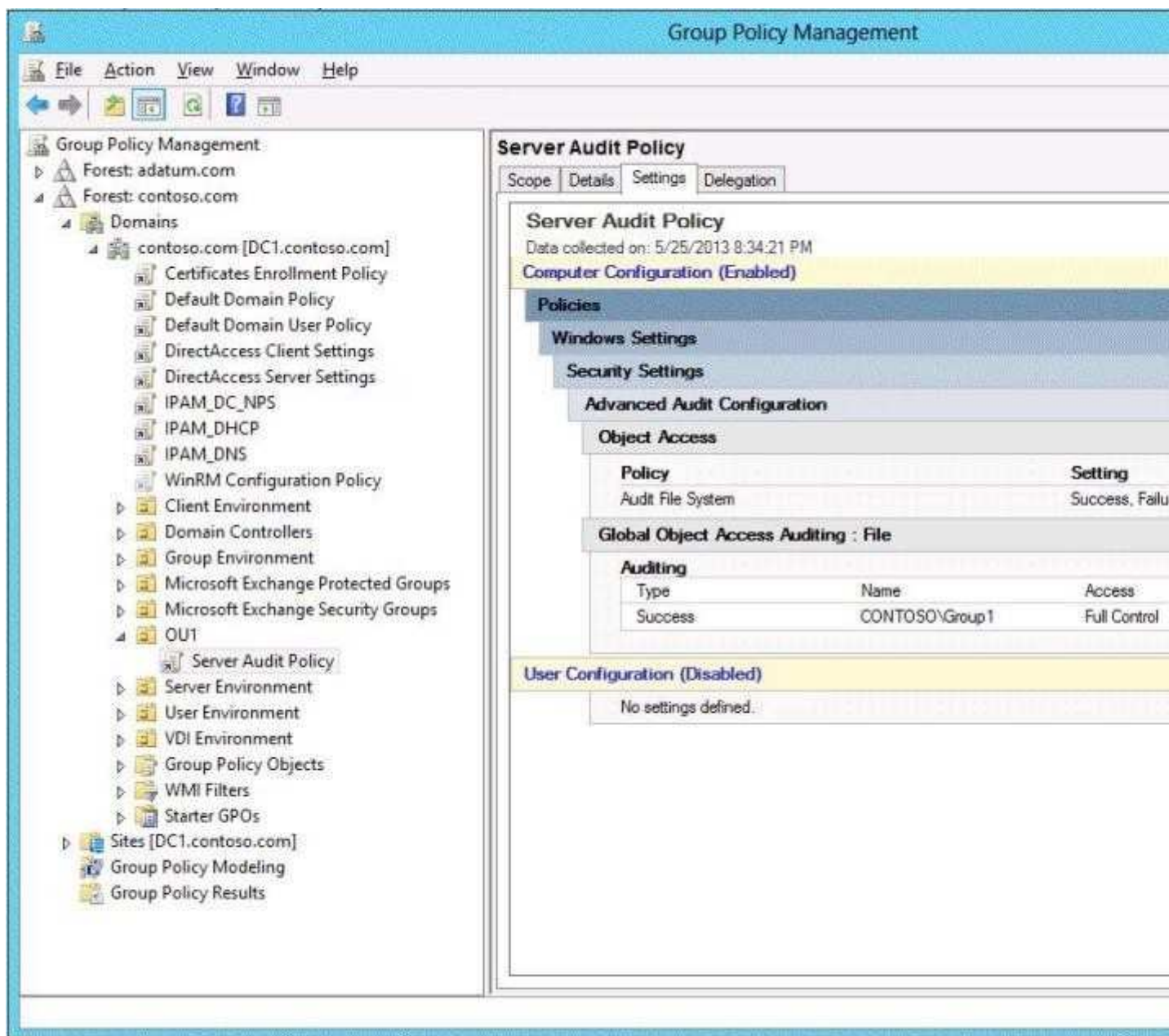
Explanation/Reference:

Explanation:

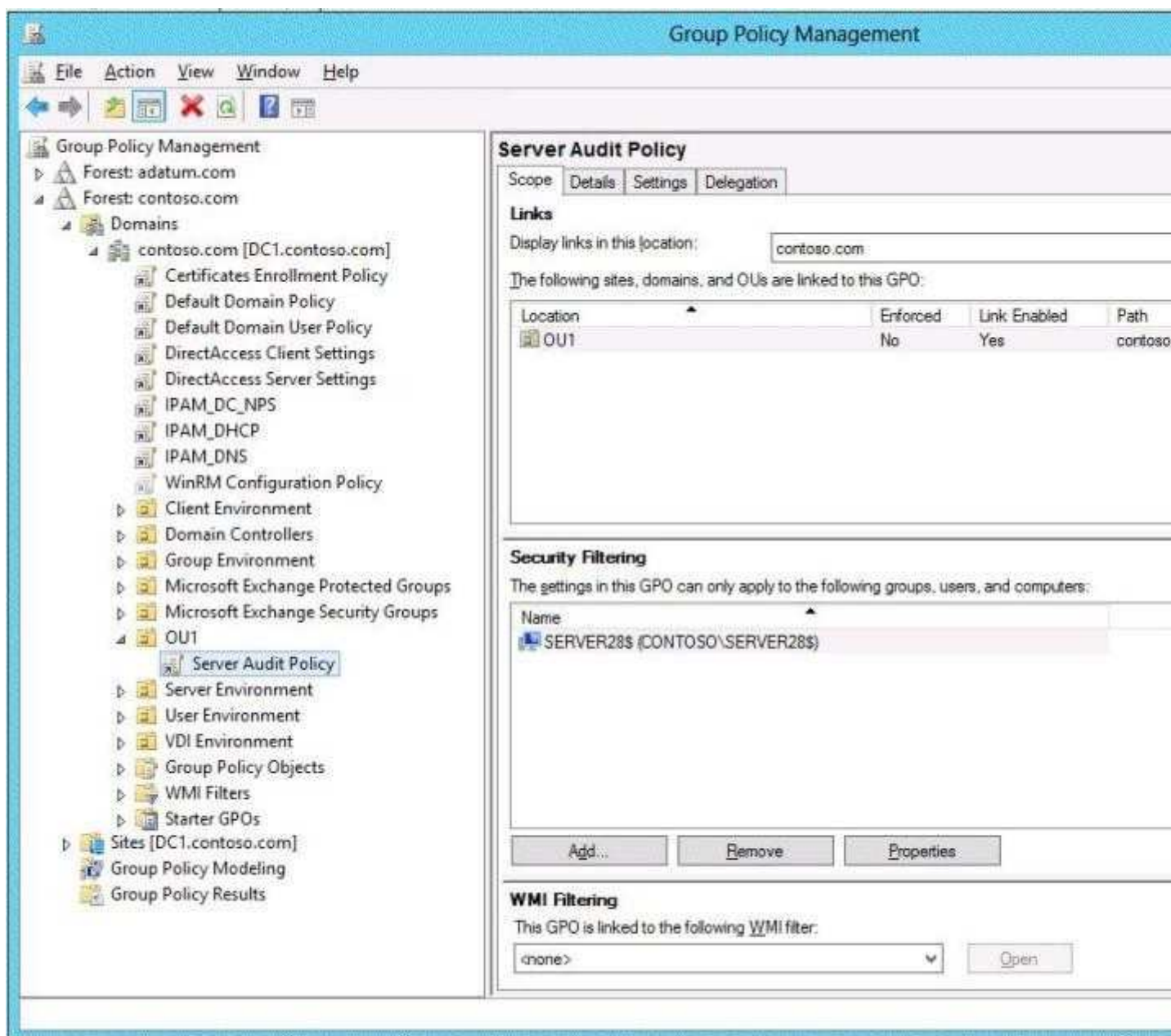
	Yes	No
User1 can access Control Panel.	<input type="radio"/>	<input checked="" type="radio"/>
User2 can access Control Panel.	<input type="radio"/>	<input checked="" type="radio"/>
User3 can access Control Panel.	<input type="radio"/>	<input checked="" type="radio"/>
User4 can access Control Panel.	<input checked="" type="radio"/>	<input type="radio"/>

QUESTION 17

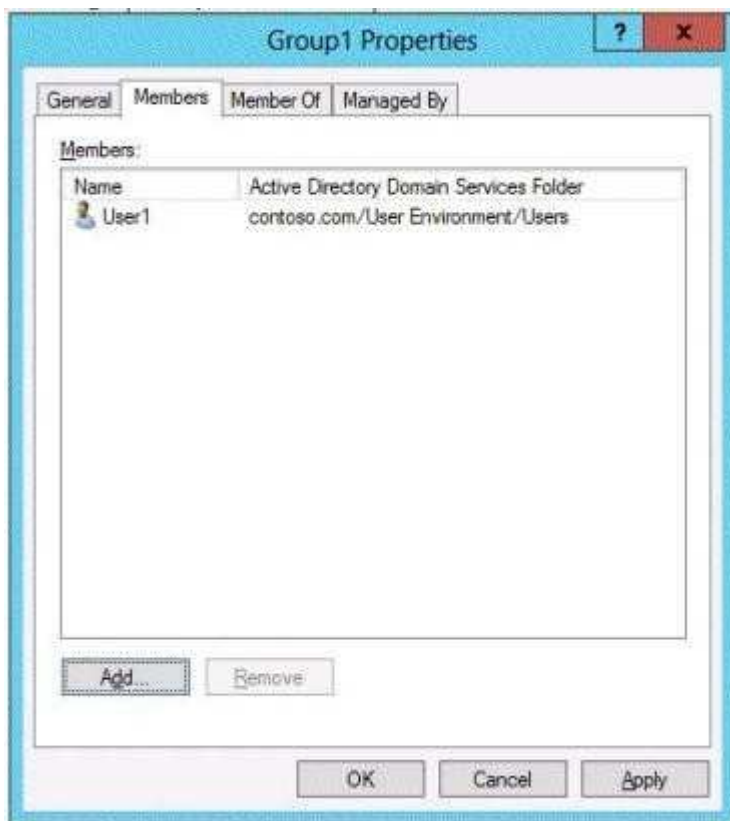
You have a Group Policy object (GPO) named Server Audit Policy. The settings of the GPO are shown in the Settings exhibit. (Click the Exhibit button.)



The scope of the GPO is shown in the Scope exhibit. (Click the Exhibit button.)



The domain contains a group named Group1. The membership of Group1 is shown in the Group1 exhibit. (Click the Exhibit button.)



Select Yes if the statement can be shown to be true based on the available information; otherwise select No. Each correct selection is worth one point.

Hot Area:

	Yes	No
All successful attempts by User1 to access files on Server28 will be audited.	<input type="radio"/>	<input type="radio"/>
All failed attempts by User1 to access files on Server28 will be audited.	<input type="radio"/>	<input type="radio"/>
All successful attempts by User2 to access files on Server28 will be audited.	<input type="radio"/>	<input type="radio"/>
All failed attempts by User2 to access files on Server28 will be audited.	<input type="radio"/>	<input type="radio"/>

Correct Answer:

	Yes	No
All successful attempts by User1 to access files on Server28 will be audited.	<input type="radio"/>	<input type="radio"/>
All failed attempts by User1 to access files on Server28 will be audited.	<input type="radio"/>	<input type="radio"/>
All successful attempts by User2 to access files on Server28 will be audited.	<input type="radio"/>	<input type="radio"/>
All failed attempts by User2 to access files on Server28 will be audited.	<input type="radio"/>	<input type="radio"/>

Section: [none]

Explanation

Explanation/Reference:

Explanation:

	Yes	No
All successful attempts by User1 to access files on Server28 will be audited.	<input checked="" type="radio"/>	<input type="radio"/>
All failed attempts by User1 to access files on Server28 will be audited.	<input type="radio"/>	<input checked="" type="radio"/>
All successful attempts by User2 to access files on Server28 will be audited.	<input type="radio"/>	<input checked="" type="radio"/>
All failed attempts by User2 to access files on Server28 will be audited.	<input type="radio"/>	<input checked="" type="radio"/>

QUESTION 18

Your network contains an Active Directory forest. The forest contains two domains named Domain1 and Domain2.

Domain1 contains a file server named Server1. Server1 has a shared folder named Share1. Domain2 contains 50 users who require access to Share1.

You need to create groups in each domain to meet the following requirements:

- In Domain1, create a group named Group1. Group1 must be granted access to Share1.
- In Domain2, create a group named Group2. Group2 must contain the user accounts of the 50 users.
- Permission to Share1 must only be assigned directly to Group1.

Which type of groups should you create and which group nesting strategy should you use? To answer, select the appropriate configuration in the answer area.

Group1 configuration:

Group2 configuration:

Nesting strategy:

Hot Area:

Group1 configuration:

Global distribution group
Global security group
Domain local distribution group
Domain local security group

Group2 configuration:

Global distribution group
Global security group
Domain local distribution group
Domain local security group

Nesting strategy:

Add Group1 as a member of Group2
Add Group2 as a member of Group1

Correct Answer:

Group1 configuration:

Global distribution group
Global security group
Domain local distribution group
Domain local security group

Group2 configuration:

Global distribution group
Global security group
Domain local distribution group
Domain local security group

Nesting strategy:

Add Group1 as a member of Group2
Add Group2 as a member of Group1

Section: [none]

Explanation

Explanation/Reference:

Explanation:

Group1 configuration:

- Global distribution group
- Global security group
- Domain local distribution group
- Domain local security group

Group2 configuration:

- Global distribution group
- Global security group
- Domain local distribution group
- Domain local security group

Nesting strategy:

- Add Group1 as a member of Group2
- Add Group2 as a member of Group1

QUESTION 19

Your network contains two Active Directory forests named adatum.com and contoso.com. Both forests contain multiple domains. A two-way trust exists between the forests.

The contoso.com domain contains a domain local security group named Group1. Group1 contains contoso\user1 and adatum\user1.

You need to ensure that Group1 can only contain users from the contoso.com domain.

Which three actions should you perform?

To answer, move three actions from the list of actions to the answer area and arrange them in the correct order.

Select and Place:

Actions	Answer Area
Remove adatum\user1 from Group1.	
Convert Group1 to a distribution group.	
Remove contoso\user1 from Group1.	
Convert Group1 to a global group.	
Convert Group1 to a universal group.	

Correct Answer:

Actions	Answer Area
	Remove contoso\user1 from Group1.
Convert Group1 to a global group.	Remove adatum\user1 from Group1.
	Convert Group1 to a distribution group.
Convert Group1 to a universal group.	

Section: [none]

Explanation

Explanation/Reference:

QUESTION 20

Your network contains two Active Directory forests named contoso.com and adatum.com. Both forests contain multiple domains. A two-way trust exists between the forests.

The adatum.com domain contains a domain local security group named Group1. Group1 contains adatum\user1 and contoso\user1.

You need to ensure that Group1 can only contain users from the adatum.com domain.
Which three actions should you perform?

To answer, move three actions from the list of actions to the answer area and arrange them in the correct order.

Select and Place:

Actions	Answer Area
Remove adatum\user1 from Group1.	
Convert Group1 to a distribution group.	
Remove contoso\user1 from Group1.	
Convert Group1 to a global group.	
Convert Group1 to a universal group.	

Correct Answer:

Actions	Answer Area
	Remove contoso\user1 from Group1.
	Remove adatum\user1 from Group1.
Convert Group1 to a global group.	Convert Group1 to a distribution group.
Convert Group1 to a universal group.	

Section: [none]

Explanation

Explanation/Reference:

Testlet 1

Topic 16, Create Group Policy objects (GPOs)

Configure a Central Store; manage starter GPOs; configure GPO links; configure multiple local group policies; configure security filtering

QUESTION 1

Your network contains a production Active Directory forest named contoso.com and a test Active Directory forest named contoso.test. A trust relationship does not exist between the forests.

In the contoso.test domain, you create a backup of a Group Policy object (GPO) named GPO1. You transfer the backup of GPO1 to a domain controller in the contoso.com domain.

You need to create a GPO in contoso.com based on the settings of GPO1. You must achieve this goal by using the minimum amount of Administrative effort.

What should you do?

- A. From Windows PowerShell, run the Get- GPO cmdlet and the Copy- GPO cmdlet.
- B. From Windows PowerShell, run the New- GPO cmdlet and the Import- GPO cmdlet.
- C. From Group Policy Management, create a new starter GPO. Right-click the new starter GPO, and then click Restore from Backup.
- D. From Group Policy Management, right-click the Group Policy Objects container, and then click Manage Backups.

Correct Answer: B

Section: [none]

Explanation

Explanation/Reference:

QUESTION 2

Your network contains an Active Directory domain named contoso.com.

An organizational unit (OU) named OU1 contains user accounts and computer accounts. A Group Policy object (GPO) named GP1 is linked to the domain. GP1 contains Computer Configuration settings and User Configuration settings.

You need to prevent the User Configuration settings in GP1 from being applied to users. The solution must ensure that the Computer Configuration settings in GP1 are applied to all client computers.

What should you configure?

- A. The Group Policy loopback processing mode
- B. The Enforced setting
- C. The Block Inheritance feature
- D. The GPO Status

Correct Answer: A

Section: [none]

Explanation

Explanation/Reference:

QUESTION 3

Your network contains an active directory domain named Contoso.com. The domain contains 100 user accounts that reside in an organizational unit (OU) named OU1.

You need to ensure that user named user1 can link and unlink Group Policy Objects(GPOs) to OU1. The

solution must minimize the number of permissions assigned to user1.

What should you do?

- A. Run the Delegation of Control Wizard on the Policies containers
- B. Run the Set-GPPPermission cmdlet
- C. Run the Delegation of Control Wizard on OU1
- D. Modify the permission on the user1 account

Correct Answer: C

Section: [none]

Explanation

Explanation/Reference:

QUESTION 4

Your network contains an Active Directory domain named contoso.com. All domain controllers run Windows Server 2012 R2. The domain contains a server named Server1 that runs Windows Server 2012 R2.

You need to ensure that when users log on to Server1, their user account is added automatically to a local group named Group1 during the log on process.

Which Group Policy settings should you modify?

- A. Restricted Groups
- B. Security Options
- C. User Rights Assignment
- D. Preferences

Correct Answer: D

Section: [none]

Explanation

Explanation/Reference:

QUESTION 5

Your network contains an Active Directory domain named contoso.com. The domain contains an organizational unit (OU) named OU1.

You need to ensure that when new client computers join the domain, their computer accounts are created in OU1 by default.

What should you do?

- A. From a command prompt, run the redircmp.exe command.
- B. From Windows PowerShell, run the Move-ADObject cmdlet.
- C. From Ldp, configure the properties of the Computers container.
- D. From ADSI Edit, configure the properties of the OU1 object.

Correct Answer: A

Section: [none]

Explanation

Explanation/Reference:

QUESTION 6

Your network contains an Active Directory domain named contoso.com. The domain contains a domain

controller named DC1 that runs Windows Server 2012 R2.

You need to configure a central store for the Group Policy Administrative Templates.

What should you do on Dc1?

- A. From Server Manager, create a storage pool.
- B. From Windows Explorer, copy the PolicyDefinitions folder to the SYSVOL\contoso.com\policies folder.
- C. From Server Manager, add the Group Policy Management feature.
- D. From Windows Explorer, copy the PolicyDefinitions folder to the NETLOGON share.

Correct Answer: B

Section: [none]

Explanation

Explanation/Reference:

QUESTION 7

You work as an administrator at ABC.com. The ABC.com network consists of a single domain named ABC.com. All servers in the ABC.com domain, including domain controllers, have Windows Server 2012 R2 installed.

ABC.com's user accounts are located in an organizational unit (OU), named ABCStaff. ABC.com's managers belong to a group, named ABCManagers.

You have been instructed to create a new Group Policy object (GPO) that should be linked to the ABCStaffOU, but not affect ABC.com's managers.

Which of the following actions should you take?

- A. You should consider removing the user accounts of the managers from the ABCStaff OU.
- B. You should consider configuring the new GPO's WMI filter.
- C. You should consider adding the user accounts of ABC.com's managers to the Admins group.
- D. You should consider adding the user accounts of ABC.com's managers to the localAdministrators group.

Correct Answer: A

Section: [none]

Explanation

Explanation/Reference:

Testlet 1

Topic 17, Configure security policies

Configure User Rights Assignment; configure Security Options settings; configure Security templates; configure Audit Policy; configure Local Users and Groups; configure User Account Control (UAC)

QUESTION 1

Your network contains a production Active Directory forest named contoso.com and a test Active Directory forest named contoso.test. A trust relationship does not exist between the forests.

In the contoso.test domain, you create a backup of a Group Policy object (GPO) named GPO1.

You transfer the backup of GPO1 to a domain controller in the contoso.com domain. You need to create a GPO in contoso.com based on the settings of GPO1.

You must achieve this goal by using the minimum amount of administrative effort.

What should you do?

- A. From Group Policy Management, right-click the Group Policy Objects container, and then click Manage Backups.
- B. From Group Policy Management, right-click the Starter GPOs container, and then click Manage Backups.
- C. From Group Policy Management, create a new starter GPO. Right-click the new starter GPO, and then click Restore from Backup.
- D. From Group Policy Management, create a new GPO. Right-click the new GPO, and then click Import Settings.
- E. From Windows PowerShell, run the Copy-GPOcmdlet and the Restore-GPOcmdlet.
- F. From Windows PowerShell, run the New-GPOcmdlet and the Import-GPOcmdlet.
- G. From Windows PowerShell, run the New-GPOcmdlet and the Restore-GPOcmdlet.
- H. From Windows PowerShell, run the Get-GPOcmdlet and the Copy-GPOcmdlet.

Correct Answer: DF

Section: [none]

Explanation

Explanation/Reference:

QUESTION 2

Your network contains an Active Directory domain named contoso.com. The domain contains a server named Server1. Server1 runs Windows Server 2012 R2.

You create a group Managed Service Account named gservice1.

You need to configure a service named Service1 to run as the gservice1 account.

How should you configure Service1?

- A. From the Services console, configure the General settings.
- B. From Windows PowerShell, run Set-Service and specify the -StartupType parameter.
- C. From a command prompt, run sc.exe and specify the config parameter.
- D. From a command prompt, run sc.exe and specify the privs parameter.

Correct Answer: C

Section: [none]

Explanation

Explanation/Reference:

QUESTION 3

Your network contains an Active Directory domain named contoso.com. The domain contains two servers named Server1 and Server2 that run Windows Server 2012 R2.

You create a security template named Template1 by using the Security Templates snap-in.

You need to apply Template1 to Server2.

Which tool should you use?

- A. Security Configuration and Analysis
- B. Server Manager
- C. Computer Management
- D. Local Security Policy

Correct Answer: D

Section: [none]

Explanation

Explanation/Reference:

QUESTION 4

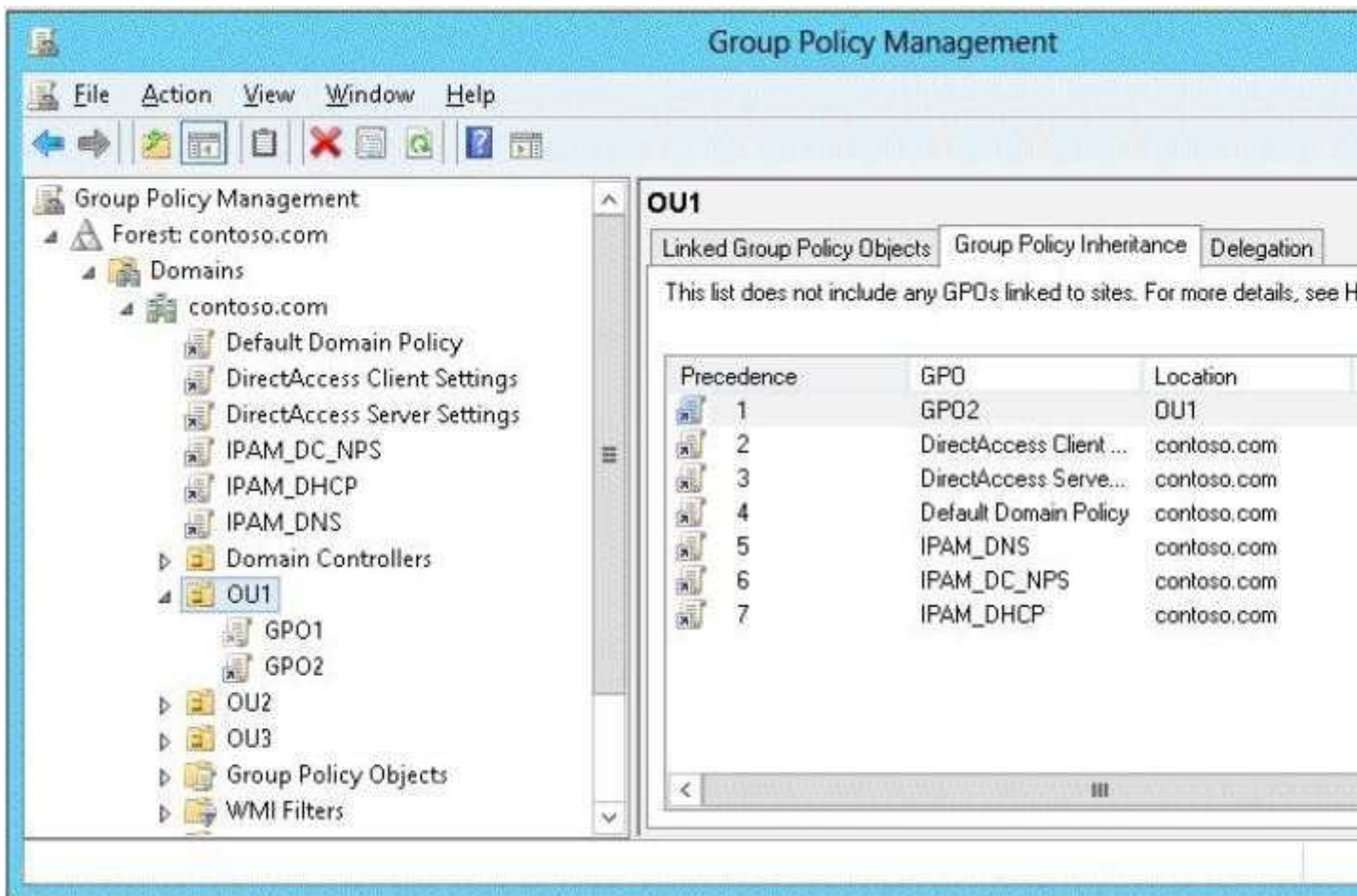
Your network contains an Active Directory domain named contoso.com.

All user accounts in the sales department reside in an organizational unit (OU) named OU1.

You have a Group Policy object (GPO) named GPO1. GPO1 is used to deploy a logon script to all of the users in the sales department.

You discover that the logon script does not run when the sales users log on to their computers.

You open Group Policy Management as shown in the exhibit. (Click the Exhibit button.)



You need to ensure that the logon script in GPO1 is applied to the sales users.

What should you do?

- A. Modify the Delegation settings of GPO1.
- B. Modify the link order of GPO1.
- C. Enforce GPO1.
- D. Enable the link of GPO1.

Correct Answer: D

Section: [none]

Explanation

Explanation/Reference:

QUESTION 5

Your network contains an Active Directory domain named contoso.com. The domain contains two servers named Server1 and Server2 that run Windows Server 2012 R2. You create a security template named Template1 by using the Security Templates snap-in.

You need to apply Template1 to Server2.

Which tool should you use?

- A. System Configuration
- B. Authorization Manager
- C. Computer Management
- D. Local Security Policy

Correct Answer: A

Section: [none]

Explanation

Explanation/Reference:

QUESTION 6

You only want to share a printer with Group1, administrators, central owner and operators. (pick 2 answers)

- A. Add permissions to Group1
- B. Remove permissions from administrators
- C. Add permissions to operators
- D. Add permissions to Central Owner
- E. Remove permissions from everyone.

Correct Answer: AE

Section: [none]

Explanation

Explanation/Reference:

QUESTION 7

Your network contains two Active Directory forests named contoso.com and adatum.com. All servers run Windows Server 2012 R2.

A one-way external trust exists between contoso.com and adatum.com.

Adatum.com contains a universal group named Group1.

You need to prevent Group1 from being used to provide access to the resources in contoso.com.

What should you do?

- A. Modify the Managed By settings of Group1.
- B. Modify the Allowed to Authenticate permissions in adatum.com.
- C. Change the type of Group1 to distribution.
- D. Modify the name of Group1.

Correct Answer: B

Section: [none]

Explanation

Explanation/Reference:

QUESTION 8

Your network contains an Active Directory domain named contoso.com. The domain contains 20 computer accounts in an organizational unit (OU) named OU1. A user account named User1 is in an OU named OU2.

You are configuring a Group Policy object (GPO) named GPO1. You need to assign User1 the Back up files and directories user right to all of the computer accounts in OU1.

Which two actions should you perform? (Each correct answer presents part of the solution. Choose two.)

- A. Link GPO1 to OU1.
- B. Link GPO1 to OU2.
- C. Modify the Delegation settings of GPO1.

- D. From User Configuration in GPO1, modify the security settings.
- E. From Computer Configuration in GPO1, modify the security settings.

Correct Answer: AE

Section: [none]

Explanation

Explanation/Reference:

QUESTION 9

Your network contains an Active Directory domain named contoso.com. The domain contains 20 computer accounts that reside in an organizational unit (OU) named OU1.

A Group Policy object (GPO) named GPO1 is linked to OU1. GPO1 is used to assign several user rights to a user named User1.

In the Users container, you create a new user named User2. You need to ensure that User2 is assigned the same user rights as User1 on all of the client computers in OU1.

What should you do?

- A. Move User2 to OU1.
- B. Modify the settings in GPO1.
- C. Modify the link of GPO1.
- D. Link a WMI filter to GPO1.

Correct Answer: B

Section: [none]

Explanation

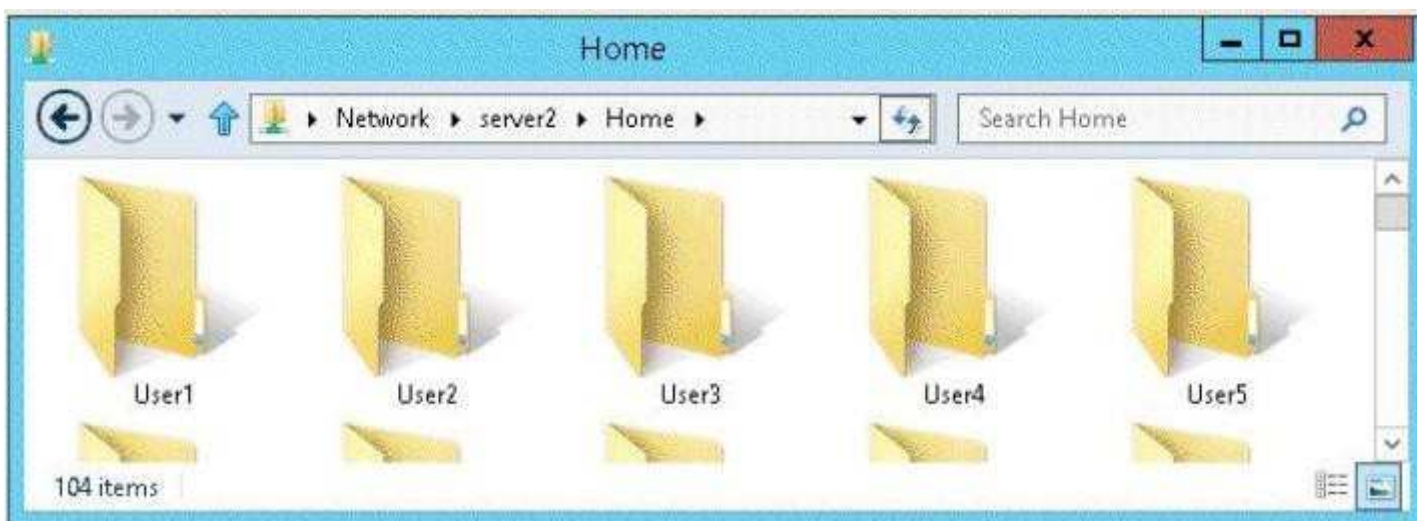
Explanation/Reference:

QUESTION 10

Your network contains an Active Directory domain named adatum.com. The domain contains a file server named Server2 that runs Windows Server 2012 R2. Server2 contains a shared folder named Home. Home contains the home folder of each user.

All users have the necessary permissions to access only their home folder.

A user named User1 opens the Home share as shown in the exhibit. (Click the Exhibit button.)



You need to ensure that all users see only their own home folder when they access Home.

What should you do from Server2?

- A. From Windows Explorer, modify the properties of Home.
- B. From Server Manager, modify the properties of the volume that contains Home.
- C. From Windows Explorer, modify the properties of the volume that contains Home.
- D. From Server Manager, modify the properties of Home.

Correct Answer: C

Section: [none]

Explanation

Explanation/Reference:

QUESTION 11

Your network contains an Active Directory domain named contoso.com. The domain contains 100 user accounts that reside in an organizational unit (OU) named OU1.

You need to ensure that a user named User1 can link and unlink Group Policy objects (GPOs) to OU1.

The solution must minimize the number of permissions assigned to User1.
What should you do?

- A. Modify the permissions on OU1.
- B. Run the Set-GPPermission cmdlet.
- C. Add User1 to the Group Policy Creator Owners group.
- D. Modify the permissions on the User1 account.

Correct Answer: A

Section: [none]

Explanation

Explanation/Reference:

QUESTION 12

Your network contains a file server named Server1 that runs Windows Server 2012 R2. All client computers run Windows 8.

You need to ensure that when users are connected to the network, they always use local offline files that are cached from Server1.

Which Group Policy setting should you configure?

- A. Configure slow-link mode
- B. Configure Slow link speed
- C. Enable file synchronization on costed networks
- D. Turn on economical application of Administratively assigned Offline Files

Correct Answer: A

Section: [none]

Explanation

Explanation/Reference:

QUESTION 13

You have a server named Server1 that runs Windows Server 2012 R2.

Several users are members of the local Administrators group.

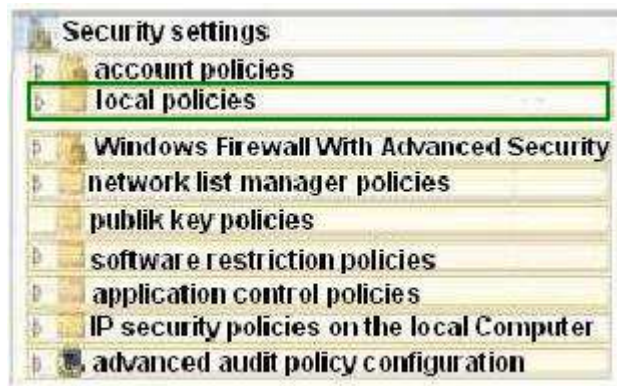
You need to ensure that all local administrators receive User Account Control (UAC) prompts when they run a Microsoft Management Console (MMC). Which setting should you modify from the Local Security Policy?

To answer, select the appropriate settings in the answer area.

Point and Shoot:



Correct Answer:



Section: [none]
Explanation

Explanation/Reference:
Explanation:



QUESTION 14

Your network contains an Active Directory domain named contoso.com. The domain contains a member server named Server1. Server1 runs Windows Server 2012 R2 and has the File Server server role installed.

On Server1, you create a share named Documents. The Share permission for the Documents share is configured as shown in the following table.

Permission type	Group or user name	Permission
Allow	Domain Admins	Full control

The NTFS permission for the Documents share is configured as shown in the following table.

Permission type	Principal	Access
Allow	Domain Admins	Full control

You need to configure the Share and NTFS permissions for the Documents share.

The permissions must meet the following requirements:

- Ensure that the members of a group named Group1 can read files and run programs in Documents.
- Ensure that the members of Group1 can modify the permissions on their own files in Documents.
- Ensure that the members of Group1 can create folders and files in Documents.
- Minimize the number of permissions assigned to users and groups.

How should you configure the permissions?

To answer, drag the appropriate permission to the correct location. Each permission may be used once, more than once, or not at all. You may need to drag the split bar between panes or scroll to view content.

Select and Place:

Permissions	Answer Area
Allow Creator Owner Full control	Share permissions: Permission
Allow Creator Owner Modify	NTFS permissions: Permission
Allow Group1 Change	Permission
Allow Group1 Full control	
Allow Group1 Modify	
Allow Group1 Read & execute, List folder contents, Read, Write	

Correct Answer:

Permissions	Answer Area
	Share permissions: Allow Group1 Full control
Allow Creator Owner Modify	NTFS permissions: Allow Creator Owner Full control
Allow Group1 Change	Allow Group1 Read & execute folder contents, Read, Write
Allow Group1 Modify	

Section: [none]

Explanation

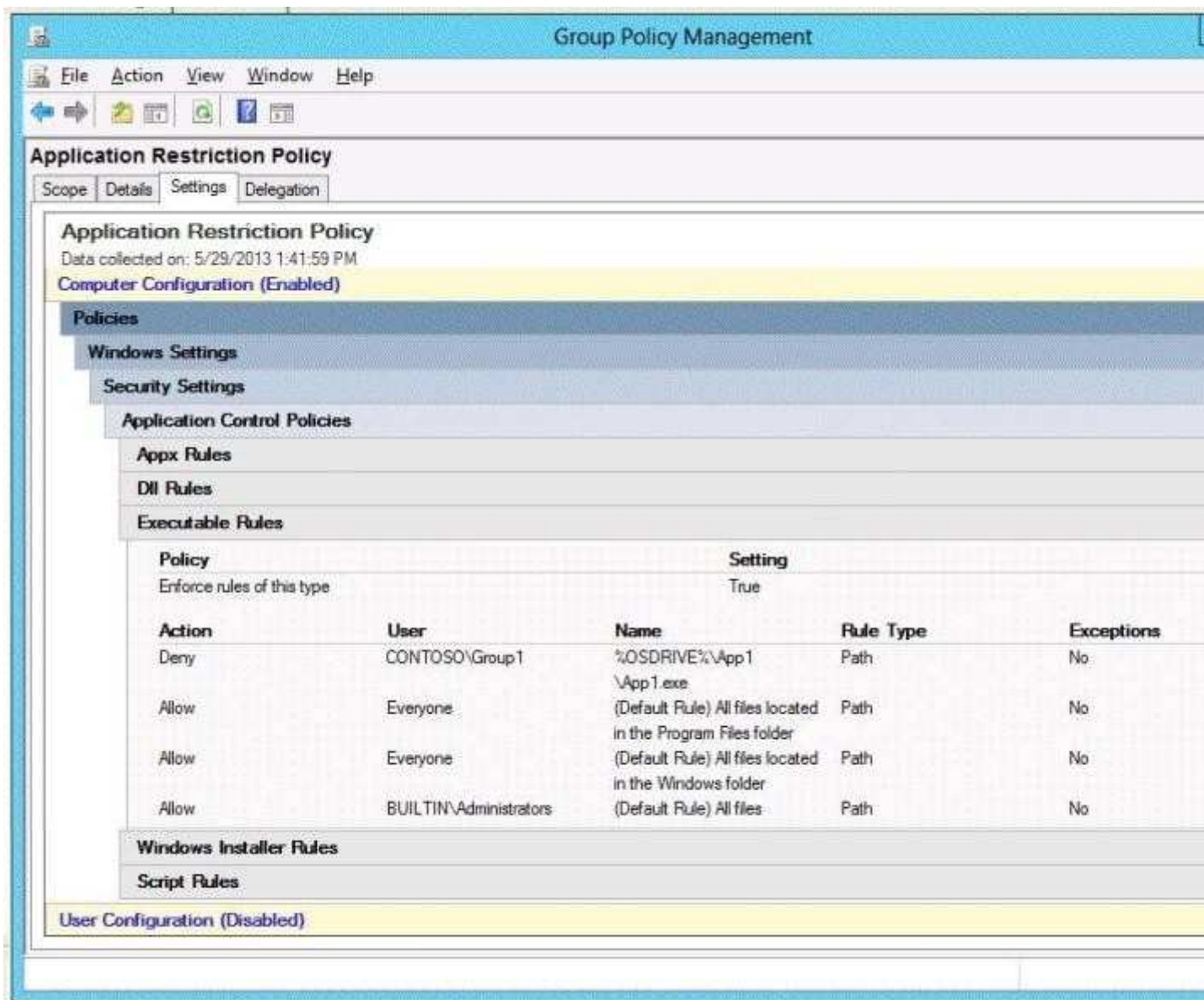
Explanation/Reference:

QUESTION 15

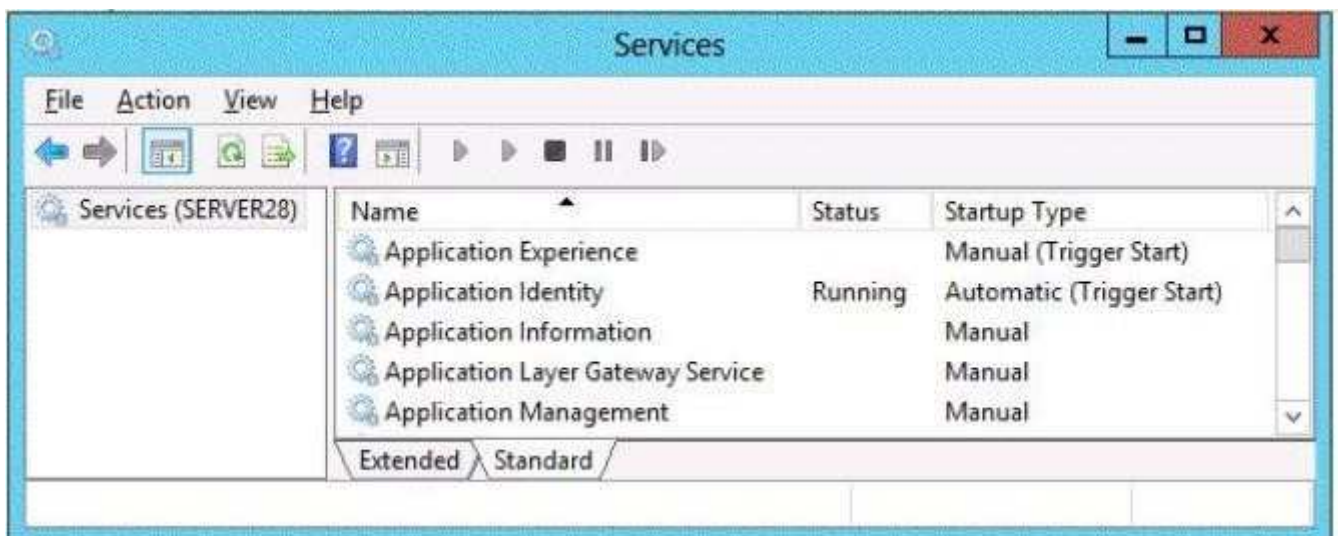
Your network contains an Active Directory domain. The domain contains a server named Server28.

The computer account of Server 28 is located in an organizational unit (OU) named OU1. A Group Policy object (GPO) named Application Restriction Policy is linked to OU1.

The settings of the GPO are configured as shown in the GPO Settings exhibit. (Click the Exhibit button.)



The Services console on Server28 is shown in the Services exhibit. (Click the Exhibit button.)



Select Yes if the statement can be shown to be true based on the available information; otherwise select No. Each correct selection is worth one point.

Hot Area:

	Yes	No
The members of Group1 will be able to run %programfiles%\app1.exe while they are logged on to Server28.	<input type="radio"/>	<input type="radio"/>
The members of Group1 will be able to run %systemroot%\system32\regedt32.exe while they are logged on to Server28.	<input type="radio"/>	<input type="radio"/>
The members of the Administrators group will be able to run %systemroot%\system32\regedt32.exe while they are logged on to Server28.	<input type="radio"/>	<input type="radio"/>

Correct Answer:

	Yes	No
The members of Group1 will be able to run %programfiles%\app1.exe while they are logged on to Server28.	<input type="radio"/>	<input type="radio"/>
The members of Group1 will be able to run %systemroot%\system32\regedt32.exe while they are logged on to Server28.	<input type="radio"/>	<input type="radio"/>
The members of the Administrators group will be able to run %systemroot%\system32\regedt32.exe while they are logged on to Server28.	<input type="radio"/>	<input type="radio"/>

Section: [none]**Explanation****Explanation/Reference:**

Explanation:

	Yes	No
The members of Group1 will be able to run %programfiles%\app1.exe while they are logged on to Server28.	<input type="radio"/>	<input checked="" type="radio"/>
The members of Group1 will be able to run %systemroot%\system32\regedt32.exe while they are logged on to Server28.	<input checked="" type="radio"/>	<input type="radio"/>
The members of the Administrators group will be able to run %systemroot%\system32\regedt32.exe while they are logged on to Server28.	<input checked="" type="radio"/>	<input type="radio"/>

Testlet 1

Topic 18, Configure application restriction policies

Configure rule enforcement; configure Applocker rules; configure Software Restriction Policies

QUESTION 1

Your network contains an Active Directory domain named contoso.com. You need to prevent users from installing a Windows Store app named App1.

What should you create?

- A. An application control policy executable rule
- B. An application control policy packaged app rule
- C. A software restriction policy certificate rule
- D. An application control policy Windows Installer rule

Correct Answer: B

Section: [none]

Explanation

Explanation/Reference:

QUESTION 2

Your network contains an Active Directory domain named contoso.com. All domain controllers run Windows Server 2012 R2.

You create and enforce the default AppLocker executable rules.

Users report that they can no longer execute a legacy application installed in the root of drive C. You need to ensure that the users can execute the legacy application.

What should you do?

- A. Modify the action of the existing rules.
- B. Create a new rule.
- C. Add an exception to the existing rules.
- D. Delete an existing rule.

Correct Answer: B

Section: [none]

Explanation

Explanation/Reference:

QUESTION 3

Your network contains an Active Directory domain named contoso.com.

All of the AppLocker policy settings for the member servers are configured in a Group Policy object (GPO) named GPO1.

A member server named Server1 runs Windows Server 2012 R2.

On Server1, you test a new set of AppLocker policy settings by using a local computer policy.

You need to merge the local AppLocker policy settings from Server1 into the AppLocker policy settings of GPO1.

What should you do?

- A. From Local Group Policy Editor on Server1, exportan.xml file. Import the .xml file by using Group Policy Management Editor.
- B. From Local Group Policy Editor on Server1, exportan.inf file. Import the .inf file by using Group Policy Management Editor.
- C. From Server1, run the Set-ApplockerPolicy cmdlet.
- D. From Server1, run the New-ApplockerPolicy cmdlet.

Correct Answer: C

Section: [none]

Explanation

Explanation/Reference:

QUESTION 4

Your network contains an Active Directory domain named contoso.com.

Computer accounts for the marketing department are in an organizational unit (OU) named Departments\Marketing\Computers. User accounts for the marketing department are in an OU named Departments\Marketing\Users.

Marketing users can only log on to the client computers in the Departments\Marketing\Computers OU.

You need to apply an application control policy to all of the marketing users.

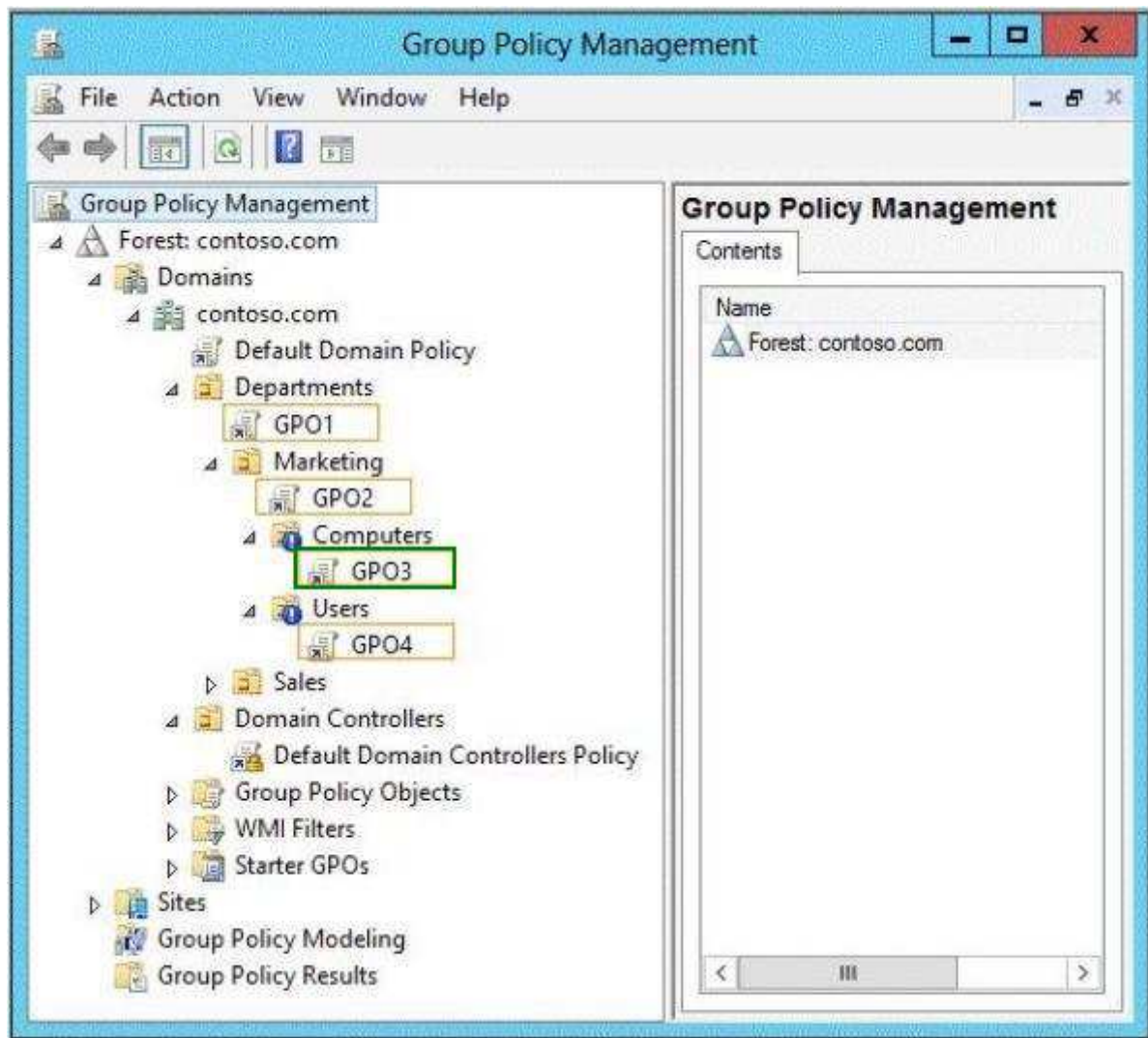
Which Group Policy Object (GPO) should you configure?

To answer, select the appropriate GPO in the answer area.

Point and Shoot:



Correct Answer:

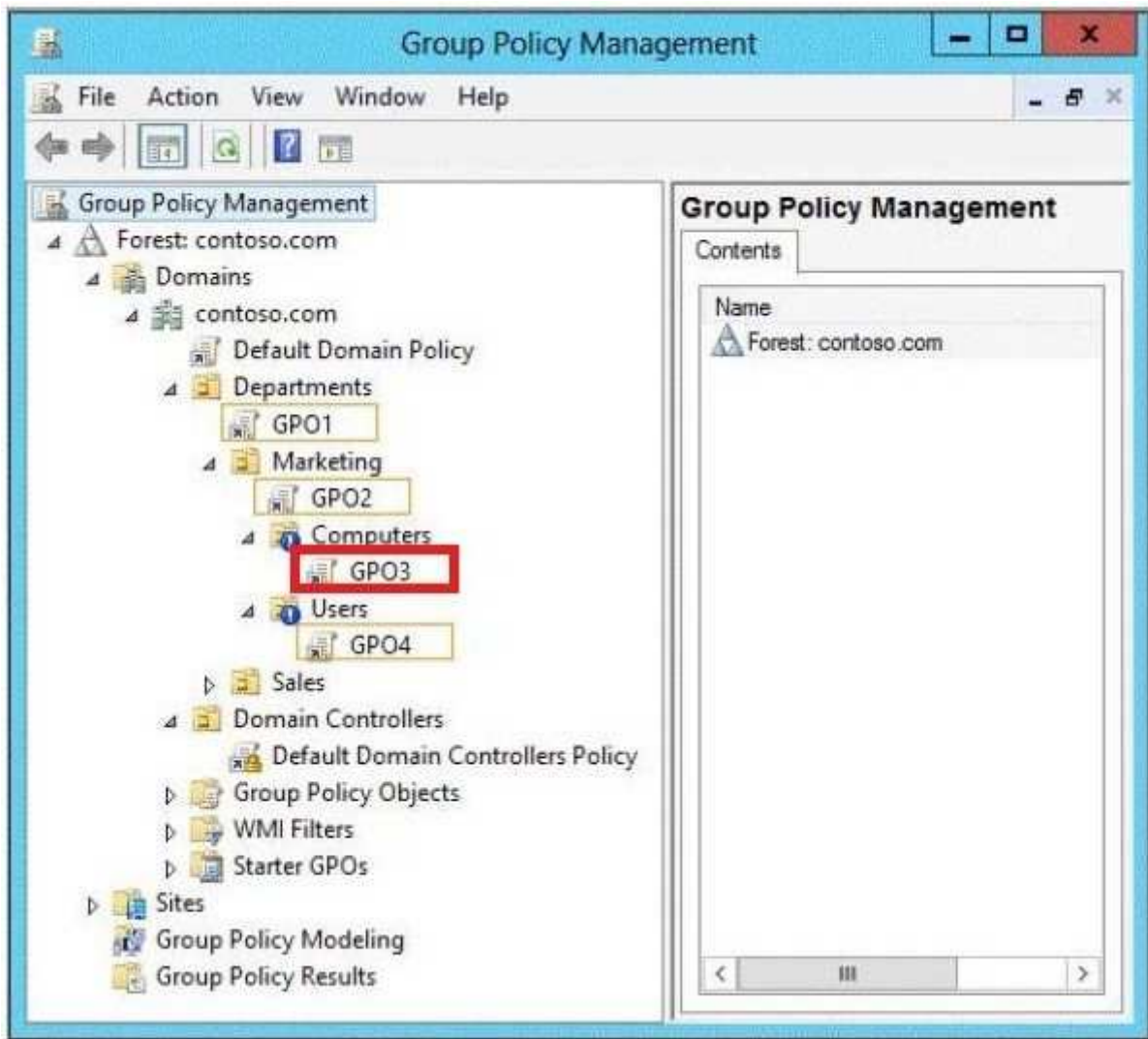


Section: [none]

Explanation

Explanation/Reference:

Explanation:



QUESTION 5

Your network contains an Active Directory domain named adatum.com. All domain controllers run Windows Server 2012 R2. All client computers run Windows 7. The computer accounts for all of the client computers are located in an organizational unit (OU) named OU1.

An administrator links a Group Policy object (GPO) to OU1. The GPO contains several application control policies.

You discover that the application control policies are not enforced on the client computers.

You need to modify the GPO to ensure that the application control policies are enforced on the client computers.

What should you configure in the GPO?

To answer, select the appropriate service in the answer area.

Point and Shoot:

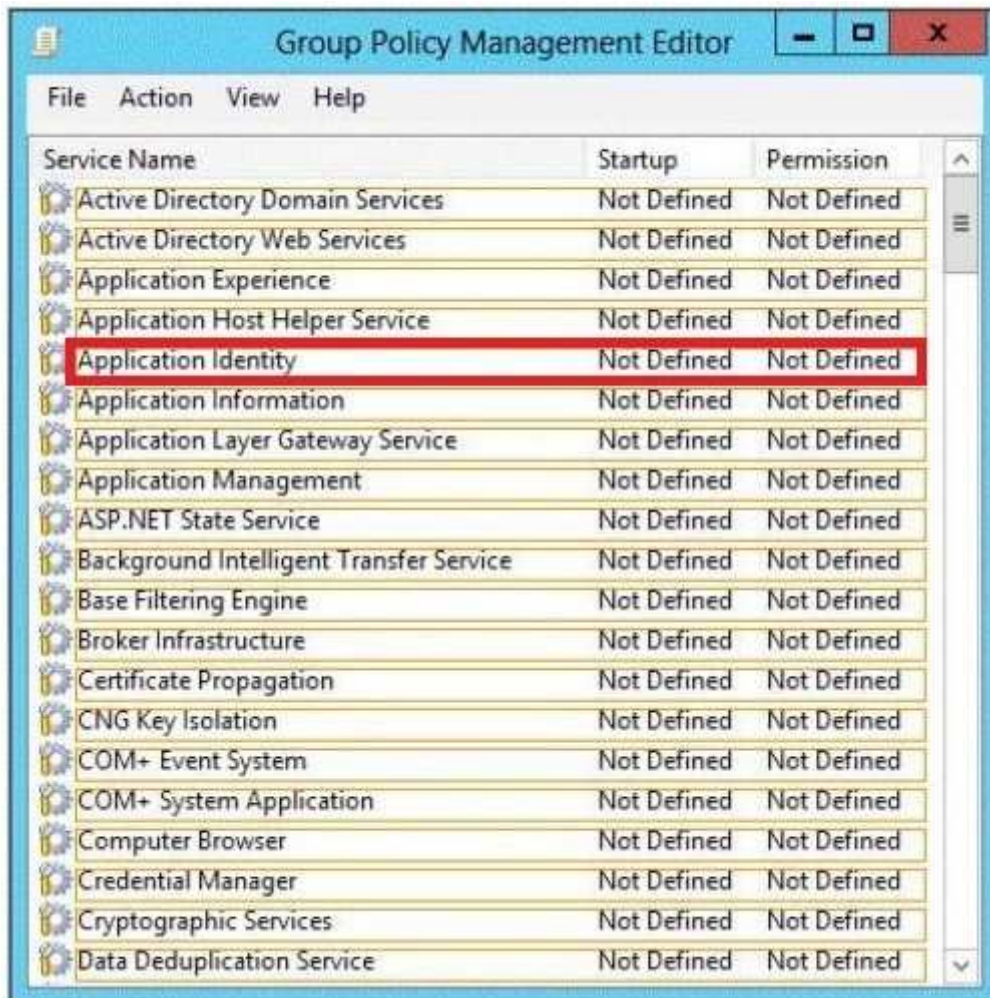
Group Policy Management Editor		
File Action View Help		
Service Name	Startup	Permission
Active Directory Domain Services	Not Defined	Not Defined
Active Directory Web Services	Not Defined	Not Defined
Application Experience	Not Defined	Not Defined
Application Host Helper Service	Not Defined	Not Defined
Application Identity	Not Defined	Not Defined
Application Information	Not Defined	Not Defined
Application Layer Gateway Service	Not Defined	Not Defined
Application Management	Not Defined	Not Defined
ASP.NET State Service	Not Defined	Not Defined
Background Intelligent Transfer Service	Not Defined	Not Defined
Base Filtering Engine	Not Defined	Not Defined
Broker Infrastructure	Not Defined	Not Defined
Certificate Propagation	Not Defined	Not Defined
CNG Key Isolation	Not Defined	Not Defined
COM+ Event System	Not Defined	Not Defined
COM+ System Application	Not Defined	Not Defined
Computer Browser	Not Defined	Not Defined
Credential Manager	Not Defined	Not Defined
Cryptographic Services	Not Defined	Not Defined
Data Deduplication Service	Not Defined	Not Defined

Correct Answer:

Group Policy Management Editor		
File Action View Help		
Service Name	Startup	Permission
Active Directory Domain Services	Not Defined	Not Defined
Active Directory Web Services	Not Defined	Not Defined
Application Experience	Not Defined	Not Defined
Application Host Helper Service	Not Defined	Not Defined
Application Identity	Not Defined	Not Defined
Application Information	Not Defined	Not Defined
Application Layer Gateway Service	Not Defined	Not Defined
Application Management	Not Defined	Not Defined
ASP.NET State Service	Not Defined	Not Defined
Background Intelligent Transfer Service	Not Defined	Not Defined
Base Filtering Engine	Not Defined	Not Defined
Broker Infrastructure	Not Defined	Not Defined
Certificate Propagation	Not Defined	Not Defined
CNG Key Isolation	Not Defined	Not Defined
COM+ Event System	Not Defined	Not Defined
COM+ System Application	Not Defined	Not Defined
Computer Browser	Not Defined	Not Defined
Credential Manager	Not Defined	Not Defined
Cryptographic Services	Not Defined	Not Defined
Data Deduplication Service	Not Defined	Not Defined

Section: [none]
Explanation

Explanation/Reference:
Explanation:



QUESTION 6

Your network contains an Active Directory domain named contoso.com. Domain controllers run either Windows Server 2008 R2 or Windows Server 2012 R2. All client computers run Windows 8. All computer accounts are located in an organizational unit (OU) named OU1.

You create a Group Policy object (GPO) that contains several AppLocker rules. You link the GPO to OU1.

You need to ensure that the AppLocker rules apply to all of the client computers.

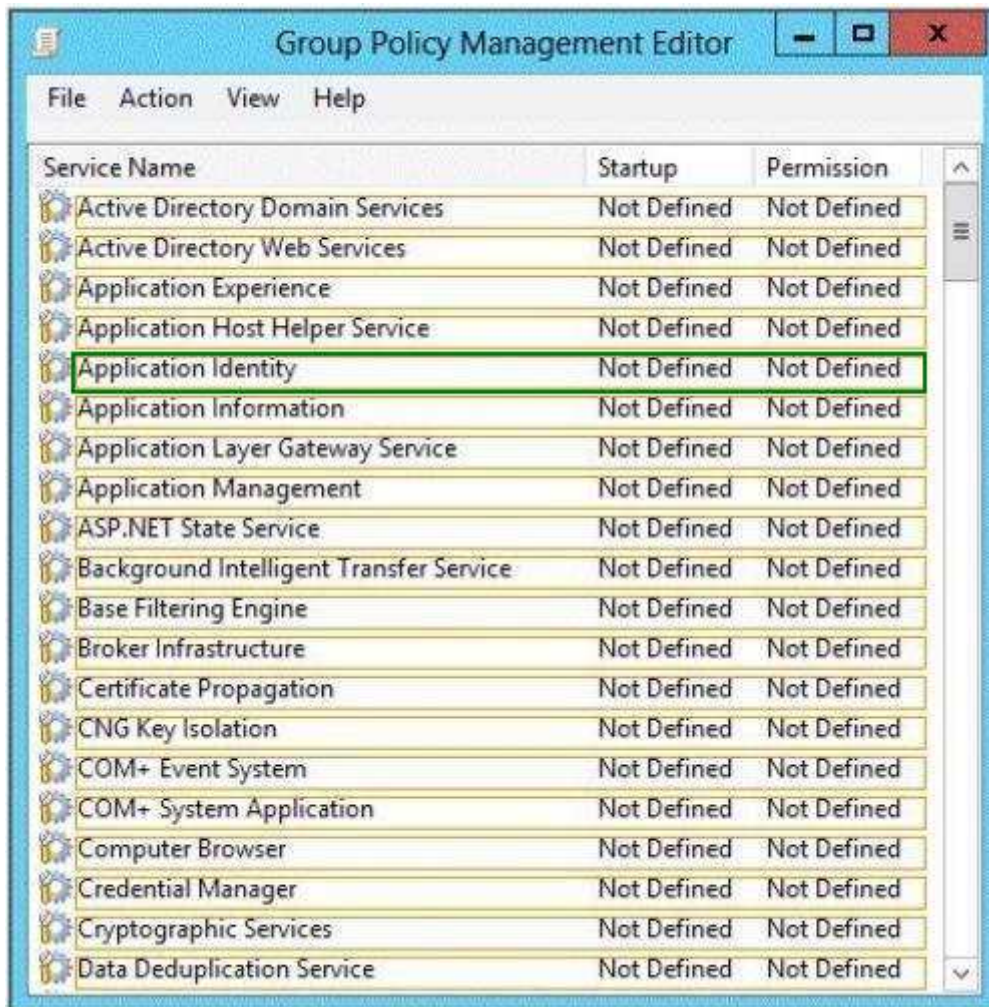
What should you configure in the GPO?

To answer, select the appropriate service in the answer area.

Point and Shoot:

Group Policy Management Editor		
File Action View Help		
Service Name	Startup	Permission
Active Directory Domain Services	Not Defined	Not Defined
Active Directory Web Services	Not Defined	Not Defined
Application Experience	Not Defined	Not Defined
Application Host Helper Service	Not Defined	Not Defined
Application Identity	Not Defined	Not Defined
Application Information	Not Defined	Not Defined
Application Layer Gateway Service	Not Defined	Not Defined
Application Management	Not Defined	Not Defined
ASP.NET State Service	Not Defined	Not Defined
Background Intelligent Transfer Service	Not Defined	Not Defined
Base Filtering Engine	Not Defined	Not Defined
Broker Infrastructure	Not Defined	Not Defined
Certificate Propagation	Not Defined	Not Defined
CNG Key Isolation	Not Defined	Not Defined
COM+ Event System	Not Defined	Not Defined
COM+ System Application	Not Defined	Not Defined
Computer Browser	Not Defined	Not Defined
Credential Manager	Not Defined	Not Defined
Cryptographic Services	Not Defined	Not Defined
Data Deduplication Service	Not Defined	Not Defined

Correct Answer:



Section: [none]

Explanation

Explanation/Reference:

QUESTION 7

Your network contains an Active Directory domain named contoso.com. All client computers run Windows 8.

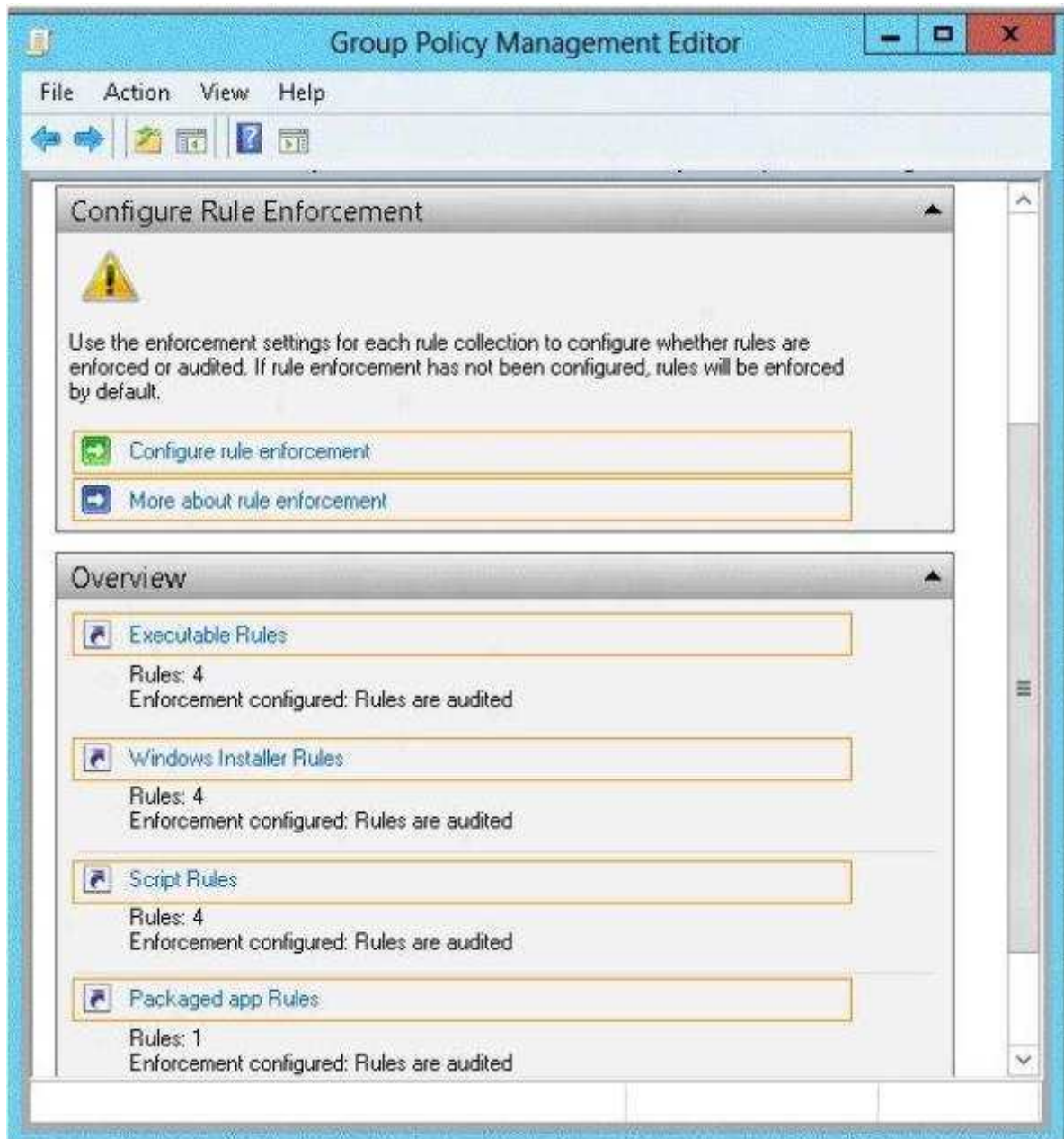
An administrator creates an application control policy and links the policy to an organizational unit (OU) named OU1. The application control policy contains several deny rules. The deny rules apply to the Everyone group.

You need to prevent users from running the denied application.

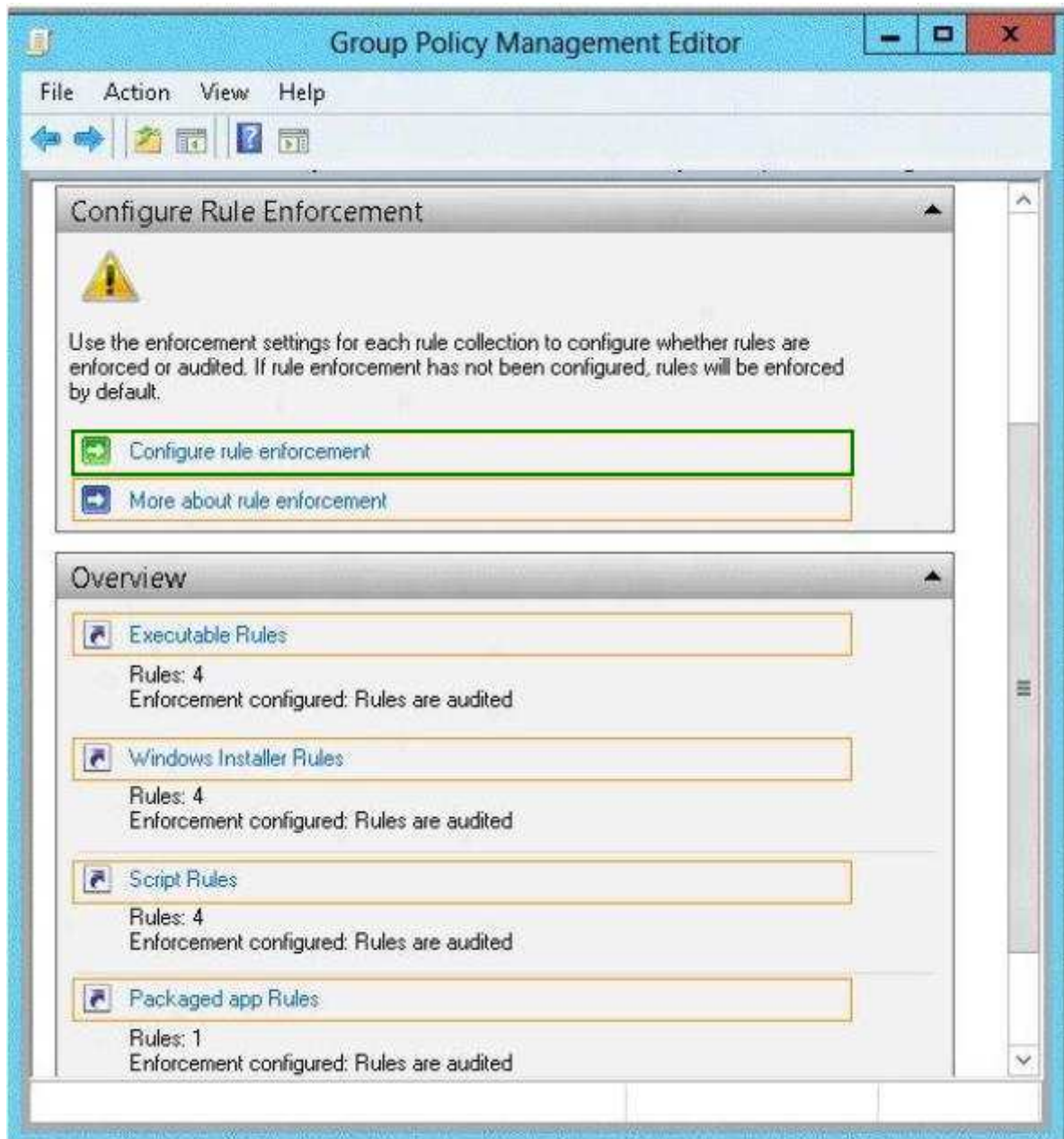
What should you configure?

To answer, select the appropriate object in the answer area.

Point and Shoot:



Correct Answer:

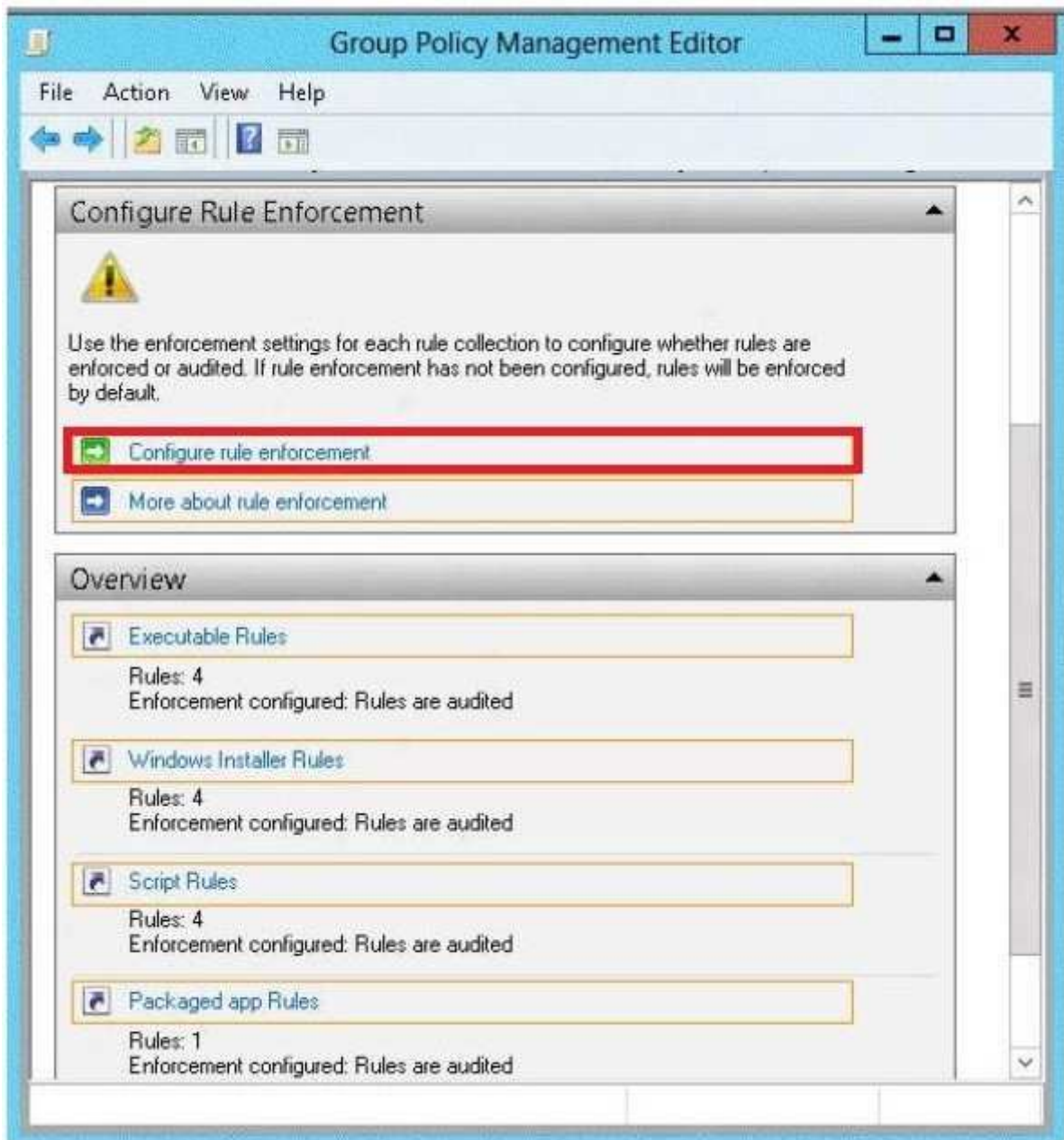


Section: [none]

Explanation

Explanation/Reference:

Explanation:



Testlet 1

Topic 19, Configure Windows Firewall

Configure rules for multiple profiles using Group Policy; configure connection security rules; configure Windows Firewall to allow or deny applications, scopes, ports, and users; configure authenticated firewall exceptions; import and export settings

QUESTION 1

Your network contains an Active Directory domain named contoso.com. All servers run Windows Server 2012 R2.

An application named Appl.exe is installed on all client computers. Multiple versions of App1.exe are installed on different client computers. Appl.exe is digitally signed.

You need to ensure that only the latest version of App1.exe can run on the client computers. What should you create?

- A. An application control policy packaged app rule
- B. A software restriction policy certificate rule
- C. An application control policy Windows Installer rule
- D. An application control policy executable rule

Correct Answer: D

Section: [none]

Explanation

Explanation/Reference:

QUESTION 2

Your network contains a server named Server1 that runs Windows Server 2012 R2. Server1 is a member of a workgroup.

You need to configure a local Group Policy on Server1 that will apply only to non-administrators.

Which tool should you use?

- A. Server Manager
- B. Group Policy Management Editor
- C. Group Policy Management
- D. Group Policy Object Editor

Correct Answer: D

Section: [none]

Explanation

Explanation/Reference:

QUESTION 3

Your network contains an Active Directory domain named contoso.com. The domain contains a server named Server1 that runs Windows Server 2012 R2. Server1 contains a virtual machine named VM1 that runs Windows Server 2012 R2.

You need to ensure that a user named User1 can install Windows features on VM1. The solution must minimize the number of permissions assigned to User1.

To which group should you add User1?

- A. Administrators on VM1
- B. Power Users on VM1

- C. Hyper-V Administrators on Server1
- D. Server Operators on Server1

Correct Answer: A

Section: [none]

Explanation

Explanation/Reference:

QUESTION 4

Your network contains an Active Directory domain named contoso.com. The domain contains an application server named Server1. Server1 runs Windows Server 2012 R2.

You have a client application named App1 that communicates to Server1 by using dynamic TCP ports.

On Server1, a technician runs the following command:

```
New-NetFirewallRule -DisplayName AllowDynamic -Direction Outbound -LocalPort 1024-65535 -Protocol TCP
```

Users report that they can no longer connect to Server1 by using App1. You need to ensure that App1 can connect to Server1.

What should you run on Server1?

- A. Set-NetFirewallRule -DisplayName AllowDynamic -Action Allow
- B. netsh advfirewall firewall set rule name=allowdynamic new action = allow
- C. Set-NetFirewallRule -DisplayName AllowDynamic -Direction Inbound
- D. netsh advfirewall firewall add rule name=allowdynamic action=allow

Correct Answer: C

Section: [none]

Explanation

Explanation/Reference:

QUESTION 5

Your network contains an Active Directory domain named contoso.com. The domain contains a server named Server1 that runs Windows Server 2012 R2.

You create a new inbound rule by using Windows Firewall with Advanced Security.

You need to configure the rule to allow Server1 to accept unsolicited inbound packets that are received through a network address translation (NAT) device on the network.

Which setting in the rule should you configure?

- A. Edge traversal
- B. Authorized computers
- C. Interface types
- D. Remote IP address

Correct Answer: A

Section: [none]

Explanation

Explanation/Reference:

QUESTION 6

Your network contains an Active Directory domain named contoso.com. The domain contains an Application server named Server1. Server1 runs Windows Server 2012 R2.

Server1 is configured as an FTP server.

Client computers use an FTP Application named App1.exe. App1.exe uses TCP port 21 as the control port and dynamically requests a data port.

On Server1, you create a firewall rule to allow connections on TCP port 21.

You need to configure Server1 to support the client connections from App1.exe.

What should you do?

- A. Run netsh firewall addportopening TCP 21 dynamicftp.
- B. Create a tunnel connection security rule.
- C. Create an outbound firewall rule to allow App1.exe.
- D. Run netshadvfirewall set global statefulftp enable.

Correct Answer: D

Section: [none]

Explanation

Explanation/Reference:

QUESTION 7

Your network contains an Active Directory domain named contoso.com. The domain contains two servers named Server1 and Server2 that run Windows Server 2012 R2.

Server2 establishes an IPSec connection to Server1.

You need to view which authentication method was used to establish the initial IPSec connection.

What should you do?

- A. From Windows Firewall with Advanced Security, view the quick mode security association.
- B. From Event Viewer, search the Application Log for events that have an ID of 1704.
- C. From Event Viewer, search the Security Log for events that have an ID of 4672.
- D. From Windows Firewall with Advanced Security, view the main mode security association.

Correct Answer: D

Section: [none]

Explanation

Explanation/Reference:

QUESTION 8

Your network contains an Active Directory domain named contoso.com. The domain contains an Application server named Server1. Server1 runs Windows Server 2012 R2.

Server1 is configured as an FTP server.

Client computers use an FTP Application named App1.exe. App1.exe uses TCP port 21 as the control port and dynamically requests a data port.

On Server1, you create a firewall rule to allow connections on TCP port 21.

You need to configure Server1 to support the client connections from App1.exe.

What should you do?

- A. Run netshadvfirewall set global statefulftp enable.
- B. Create an inbound firewall rule to allow App1.exe.
- C. Create a tunnel connection security rule.
- D. Run Set-NetFirewallRule -DisplayNameDynamicFTP -Profile Domain

Correct Answer: A

Section: [none]

Explanation

Explanation/Reference:

QUESTION 9

Your network contains an Active Directory domain named contoso.com. All servers run Windows Server 2012 R2.

A server named Server1 is configured to encrypt all traffic by using IPsec.

You need to ensure that Server1 can respond to ping requests from computers that do not support IPsec.

What should you do?

- A. From a command prompt, run netsh set global autotuninglevel = restricted congestionprovider = ctcp.
- B. From Windows Firewall with Advanced Security, exempt ICMP from IPsec.
- C. From a command prompt, run netsh set global autotuninglevel-highlyrestrictedcongestionprovider=none.
- D. From Windows Firewall with Advanced Security, allow unicast responses for the Domain Profile.

Correct Answer: B

Section: [none]

Explanation

Explanation/Reference:

QUESTION 10

Your network contains an Active Directory domain named contoso.com. All servers run Windows Server 2012 R2.

The domain contains a server named Server1.

You install the Windows PowerShell Web Access gateway on Server1.

You need to provide administrators with the ability to manage the servers in the domain by using the Windows PowerShell Web Access gateway.

Which two cmdlets should you run on Server1? (Each correct answer presents part of the solution. Choose two.)

- A. Set-WSManQuickConfig
- B. Set-WSManInstance
- C. Add-PswaAuthorizationRule
- D. Set-BCAuthentication
- E. Install-PswaWebApplication

Correct Answer: CE

Section: [none]

Explanation

Explanation/Reference:

QUESTION 11

You have a server named Server1 that runs Windows Server 2012 R2.

You try to install the Microsoft .NET Framework 3.5 Features feature on Server1, but the installation fails repeatedly.

You need to ensure that the feature can be installed on Server1.

What should you do?

- A. Run the Add-AppxProvisionedPackage cmdlet.
- B. Disable User Account Control (UAC).
- C. Connect Server1 to the Internet.
- D. Remove the .NET Framework 4.5 Features feature.

Correct Answer: C

Section: [none]

Explanation

Explanation/Reference:

QUESTION 12

Your network contains two Active Directory forests named contoso.com and adatum.com. A two-way forest trust exists between the forests.

You have custom starter Group Policy objects (GPOs) defined in contoso.com.

You need to ensure that the same set of custom starter GPOs are available in adatum.com.

In the table below, identify which action must be performed for the starter GPOs container in each forest. Make only one selection in two of the rows. Each correct selection is worth one point.

Point and Shoot:

	Yes	No
The members of Group1 will be able to run %programfiles%\app1.exe while they are logged on to Server28.	<input type="radio"/>	<input type="radio"/>
The members of Group1 will be able to run %systemroot%\system32\regedt32.exe while they are logged on to Server28.	<input type="radio"/>	<input type="radio"/>
The members of the Administrators group will be able to run %systemroot%\system32\regedt32.exe while they are logged on to Server28.	<input type="radio"/>	<input type="radio"/>

Correct Answer:

	Yes	No
The members of Group1 will be able to run %programfiles%\app1.exe while they are logged on to Server28.	<input type="radio"/>	<input type="radio"/>
The members of Group1 will be able to run %systemroot%\system32\regedt32.exe while they are logged on to Server28.	<input type="radio"/>	<input type="radio"/>
The members of the Administrators group will be able to run %systemroot%\system32\regedt32.exe while they are logged on to Server28.	<input checked="" type="radio"/>	<input type="radio"/>

Section: [none]

Explanation

Explanation/Reference:

Explanation:

Action	Starter GPOs container in contoso.com	Starter GPOs container in adatum.com
Copy	<input type="radio"/>	<input type="radio"/>
Back up	<input type="radio"/>	<input type="radio"/>
Paste	<input type="radio"/>	<input type="radio"/>
Restore from backup	<input type="radio"/>	<input type="radio"/>
Import settings	<input checked="" type="radio"/>	<input type="radio"/>

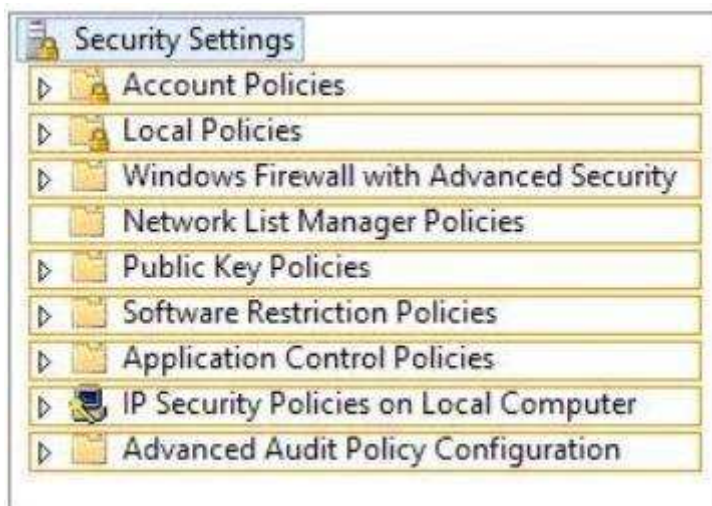
QUESTION 13

You have a server named Server1 that runs Windows Server 2012 R2. Server1 is a member of a workgroup.

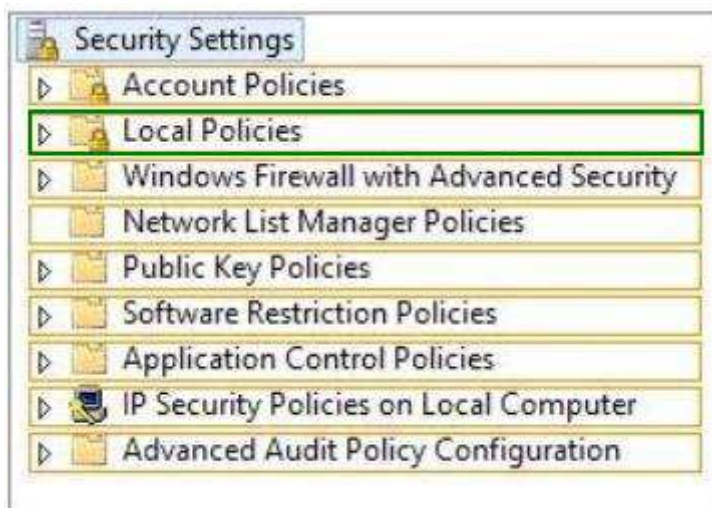
You need to ensure that only members of the Administrators group and members of a group named Group1 can log on locally to Server1.

Which settings should you modify from the Local Security Policy? To answer, select the appropriate settings in the answer area.

Point and Shoot:



Correct Answer:



Section: [none]

Explanation

Explanation/Reference:

Explanation:



Question Set 1

QUESTION 1

You have a server named Server1 that runs Windows Server 2012 R2. Server1 has the Hyper-V server role installed.

An iSCSI SAN is available on the network.

Server1 hosts four virtual machines named VM1, VM2, VM3, and VM4.

You create a LUN on the SAN to host the virtual hard drive files for the virtual machines.

You need to create a 3-TB virtual hard disk for VM1 on the LUN. The solution must prevent VM1 from being paused if the LUN runs out of disk space.

Which type of virtual hard disk should you create on the LUN?

- A. Fixed-size VHDX
- B. Dynamically expanding VHDX
- C. Fixed-size VHD
- D. Dynamically expanding VHD

Correct Answer: A

Section: [none]

Explanation

Explanation/Reference:

QUESTION 2

You have a Hyper-V host named Server1 that runs Windows Server 2012 R2. Server1 has the virtual switches listed in the following table.

Virtual switch name	Virtual switch type	Physical network adapter name
vSwitch1	External	NIC1
vSwitch2	External	NIC2

You create a virtual machine named VM1. VM1 has two network adapters. One network adapter connects to vSwitch1. The other network adapter connects to vSwitch2. You configure NIC teaming on VM1.

You need to ensure that if a physical NIC fails on Server1, VM1 remains connected to the network.

What should you do on Server1?

- A. Run the Set-VmNetworkAdapter cmdlet.
- B. Create a new virtual switch on Server1.
- C. Modify the properties of vSwitch1 and vSwitch2.
- D. Add a new network adapter to VM1.

Correct Answer: A

Section: [none]

Explanation

Explanation/Reference:

QUESTION 3

Your network contains an Active Directory domain named adatum.com. The domain contains a member server named Host1. Host1 runs Windows Server 2012 R2 and has the Hyper-V server role installed.

Host1 hosts two virtual machines named VM5 and VM6. Both virtual machines connect to a virtual switch named Virtual 1.

On VM5, you install a network monitoring application named Monitor1.

You need to capture all of the inbound and outbound traffic to VM6 by using Monitor1.

Which two commands should you run from Windows PowerShell? (Each correct answer presents part of the solution. Choose two.)

- A. Get-VM "VM6" | Set-VMNetworkAdapter-iovWeight 1
- B. Get-VM "VM5" | Set-VMNetworkAdapter -iovWeight 0
- C. Get-VM "VM5" | Set-VMNetworkAdapter -PortMirroring Source
- D. Get-VM "VM6" | Set-VMNetworkAdapter -AllowTeaming On
- E. Get-VM "VM6" | Set-VMNetworkAdapter -PortMirroring Destination
- F. Get-VM "VM5" | Set-VMNetworkAdapter -AllowTeaming On

Correct Answer: CF

Section: [none]

Explanation

Explanation/Reference:

QUESTION 4

You have a server named Server1 that runs Windows Server 2012 R2.

You plan to use Windows PowerShell Desired State Configuration (DSC) to confirm that the Application Identity service is running on all file servers.

You define the following configuration in the Windows PowerShell Integrated Scripting Environment (ISE):

```
Configuration Configuration1
{
    Service Service1
    {
        Name = "AppIDSvc"
        StartupType = "Automatic"
    }
}
```

You need to use DSC to configure Server1 as defined in the configuration. What should you run first?

- A. Service 1
- B. Test-DscConfiguration
- C. Start-DscConfiguration
- D. Configuration1

Correct Answer: D

Section: [none]

Explanation

Explanation/Reference:

QUESTION 5

Your network contains an Active Directory domain named contoso.com. The domain contains a DHCP server named Server1 that runs Windows Server 2012 R2.

You create a DHCP scope named Scope1. The scope has a start address of 192.168.1.10, an end address of 192.168.1.50, and a subnet mask of 255.255.255.192.

You need to ensure that Scope1 has a subnet mask of 255.255.255.0.

What should you do first?

- A. From the DHCP console, reconcile Scope1.
- B. From the DHCP console, delete Scope1.
- C. From the DHCP console, modify the Scope Options of Scope1.
- D. From Windows PowerShell, run the Set-DhcpServerv4Scope cmdlet.

Correct Answer: C

Section: [none]

Explanation

Explanation/Reference:

QUESTION 6

Your network contains an Active Directory domain named contoso.com.

You have a DHCP server named Server1 that runs Windows Server 2008. You install Windows Server 2012 R2 on a server named Server2. You install the DHCP Server server role on Server2.

You need to migrate the DHCP services from Server1 to Server2. The solution must meet the following requirements:

- Ensure that existing leases are migrated.
- Prevent lease conflicts.

Which three actions should you perform? (Each correct answer presents part of the solution. Choose three.)

- A. On Server1, run the Export-DhcpServer cmdlet.
- B. On Server1, run the Stop-Service cmdlet.
- C. On Server2, run the Receive-SmigServerData cmdlet.
- D. On Server2, run the Stop-Service cmdlet.
- E. On Server2, run the Import-DhcpServer cmdlet.
- F. On Server1, run the Send-SmigServerData cmdlet.

Correct Answer: ABE

Section: [none]

Explanation

Explanation/Reference:

QUESTION 7

You have a server named Server1 that runs Windows Server 2012 R2.

You need to create a script that will create and mount a virtual hard disk.

Which tool should you use?

- A. vdsldr.exe
- B. diskpart.exe
- C. fsutil.exe
- D. vds.exe

Correct Answer: A

Section: [none]

Explanation

Explanation/Reference:

QUESTION 8

You have virtual machine named VM1.

VM1 uses a fixed size virtual hard disk (VHD) named disk1.vhd. Disk1.vhd is 200 GB. You shut down VM1.

You need to reduce the size of disk1.vhd.

Which action should you select from the Edit Virtual Hard Disk Wizard?

- A. Merge
- B. Compact
- C. Shrink
- D. Convert

Correct Answer: D

Section: [none]

Explanation

Explanation/Reference:

QUESTION 9

You have a Hyper-V host named Server1 that runs Windows Server 2012 R2. Server1 hosts 50 virtual machines that run Windows Server 2012 R2.

Your company uses smart cards for authentication.

You need to ensure that you can use smart card authentication when you connect to the virtual machine by using Virtual Machine Connection.

What should you configure?

- A. The NUMA Spanning settings
- B. The RemoteFX settings
- C. The Enhanced Session Mode Policy
- D. The Integration Services settings

Correct Answer: C

Section: [none]

Explanation

Explanation/Reference:

QUESTION 10

Your network contains an Active Directory domain named contoso.com. The domain contains a server named Server1. Server1 runs Windows Server 2012 R2.

You need to create a 3-TB virtual hard disk (VHD) on Server1.

Which tool should you use?

- A. Computer Management

- B. Server Manager
- C. Share and Storage Management
- D. New-VirtualDisk

Correct Answer: C

Section: [none]

Explanation

Explanation/Reference:

QUESTION 11

Your network contains an Active Directory domain named contoso.com. The domain contains a member server named Server1. Server1 runs Windows Server 2012 R2 and has the DHCP Server server role installed.

You create two IPv4 scopes on Server1. The scopes are configured as shown in the following table.

Scope name	IPv4 scope
Subnet_Tor	192.168.2.0/24
Subnet_Mtl	192.168.1.0/24

The DHCP clients in Subnet_Tor can connect to the client computers in Subnet_Mtl by using an IP address or a FQDN. You discover that the DHCP clients in Subnet_Mtl can connect to client computers in Subnet_Tor by using an IP address only.

You need to ensure that the DHCP clients in both subnets can connect to any other DHCP client by using a FQDN.

What should you add?

- A. The 015 DNS Domain Name option to Subnet_Mtl
- B. The 015 DNS Domain Name option to Subnet_Tor
- C. The 006 DNS Servers option to Subnet_Mtl
- D. The 006 DNS Servers option to Subnet_Tor

Correct Answer: C

Section: [none]

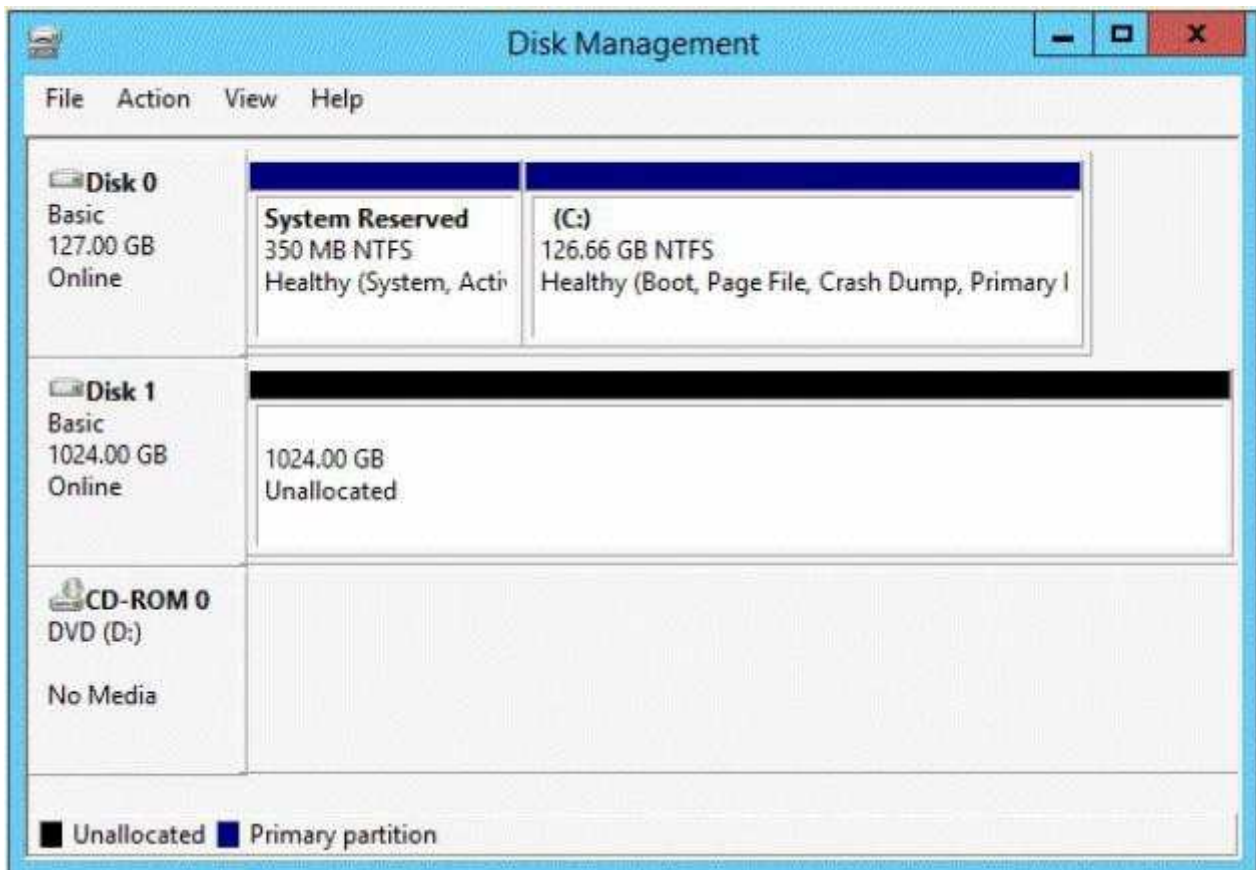
Explanation

Explanation/Reference:

QUESTION 12

You have a server named Server1 that runs Windows Server 2012 R2.

You add an additional disk to Server1 as shown in the exhibit. (Click the Exhibit button.)



You need to ensure that users can access the additional disk from drive C.

What should you do?

- A. Convert Disk 0 and Disk 1 to dynamic disks and extend a volume.
- B. Convert Disk 1 to a dynamic disk and create a spanned volume.
- C. Create a simple volume on Disk 1 and mount the volume to a folder.
- D. Convert Disk 0 to a dynamic disk and add a mirror.

Correct Answer: D

Section: [none]

Explanation

Explanation/Reference:

QUESTION 13

Your network contains several servers that run Windows Server 2012 R2 and client computers that run Windows 8.1.

You download several signed Windows PowerShell scripts from the Internet.

You need to run the PowerShell scripts on all of the servers and all of the client computers.

What should you modify first?

- A. the environment variables on all of the servers
- B. the environment variables on all client computers
- C. the execution policy on all of the servers
- D. the execution policy on all of the client computers

Correct Answer: B

Section: [none]

Explanation

Explanation/Reference:

QUESTION 14

Your network contains an Active Directory domain named contoso.com. The domain contains a domain controller named Server1 that runs Windows Server 2012 R2.

On Server1, you create a work folder named Work1.

A user named User1 connects to Work1 from a computer named Computer1.

You need to identify the last time the documents in Work1 were synchronized successfully from Computer1.

What should you do?

- A. From Windows PowerShell, run the Get-SyncShare cmdlet.
- B. From Windows PowerShell, run the Get-SyncUserSettings cmdlet.
- C. From Server Manager, review the properties of Computer1.
- D. From Server Manager, review the properties of User1.

Correct Answer: D

Section: [none]

Explanation

Explanation/Reference:

QUESTION 15

Your network contains an Active Directory domain named contoso.com. The domain contains 100 user accounts that reside in an organizational unit (OU) named OU1.

You need to ensure that a user named User1 can link and unlink Group Policy objects (GPOs) to OU1. The solution must minimize the number of permissions assigned to User1.

What should you do?

- A. Add User1 to the Group Policy Creator Owners group.
- B. Modify the permissions on the User1 account.
- C. Modify the permissions on OU1.
- D. Run the Delegation of Control Wizard on the Policies container.

Correct Answer: D

Section: [none]

Explanation

Explanation/Reference:

QUESTION 16

Your network contains an Active Directory domain named contoso.com. The domain contains hundreds of groups, many of which are nested in other groups.

The domain contains a user account named User1. User1 is a direct member of 15 groups.

You need to identify of which Active Directory groups User1 is a member, including the nested groups. The solution must minimize administrative effort.

Which tool should you use?

- A. ADSI Edit
- B. Get-ADUser
- C. Active Directory Users and Computers
- D. Dsget

Correct Answer: B

Section: [none]

Explanation

Explanation/Reference:

QUESTION 17

Your network contains an Active Directory domain named contoso.com. The domain contains a server named Server1. The domain contains a standalone server named Server2 that is located in a perimeter network. Both servers run Windows Server 2012 R2.

You need to manage Server2 remotely from Server1.
What should you do?

- A. From Server2, run the Enable-PsRemoting cmdlet.
- B. From Server1, run the winrni command.
- C. From Server2, run the winrm command.
- D. From Server1, run the Enable-PsRemoting cmdlet.

Correct Answer: B

Section: [none]

Explanation

Explanation/Reference:

QUESTION 18

Your network contains an Active Directory forest named contoso.com. The forest contains five domains. All domain controllers run Windows Server 2012 R2.

The contoso.com domain contains two user accounts named Admin1 and Admin2.

You need to ensure that Admin1 and Admin2 can configure hardware and services on all of the member servers in the forest. The solution must minimize the number of privileges granted to Admin1 and Admin2.

Which built-in groups should you use?

- A. Server Operators global groups
- B. Domain Admins global groups
- C. Administrators domain local groups
- D. Administrators local groups

Correct Answer: D

Section: [none]

Explanation

Explanation/Reference:

QUESTION 19

Your network contains a server named Server1 and 10 Web servers. All servers run Windows Server 2012 R2.

You create a Windows PowerShell Desired State Configuration (DSC) to push the settings from Server1 to

all of the Web servers.

On Server1, you modify the file set for the Web servers.

You need to ensure that all of the Web servers have the latest configurations.

Which cmdlet should you run on Server1?

- A. Restore-DcsConfiguration
- B. Set DcsLocalConfigurationManager
- C. Start-DcsConfiguration
- D. Get-DcsConfiguration

Correct Answer: C

Section: [none]

Explanation

Explanation/Reference:

QUESTION 20

You have a Hyper-V host named Hyperv1 that runs Windows Server 2012 R2. Hyperv1 hosts a virtual machine named Server1. Server1 uses a disk named Server1.vhdx that is stored locally on Hyperv1.

You stop Server1, and then you move Server1.vhdx to an iSCSI target that is located on another server.

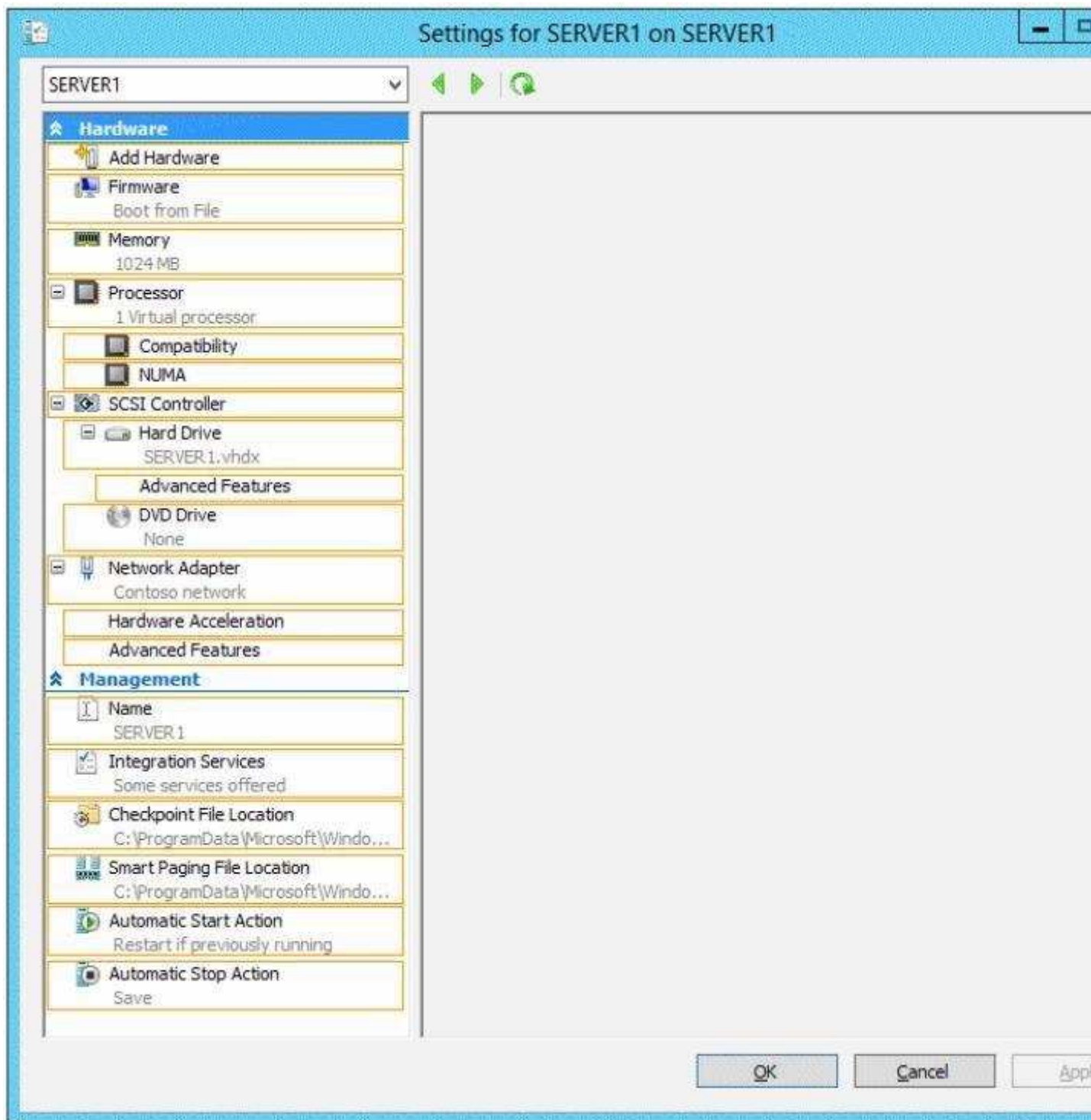
You need to configure Server1 to meet the following requirements:

- Ensure that Server1 can start by using Server1.vhdx.
- Prevent Server1.vhdx from consuming more than 500 IOPS on the iSCSI target.

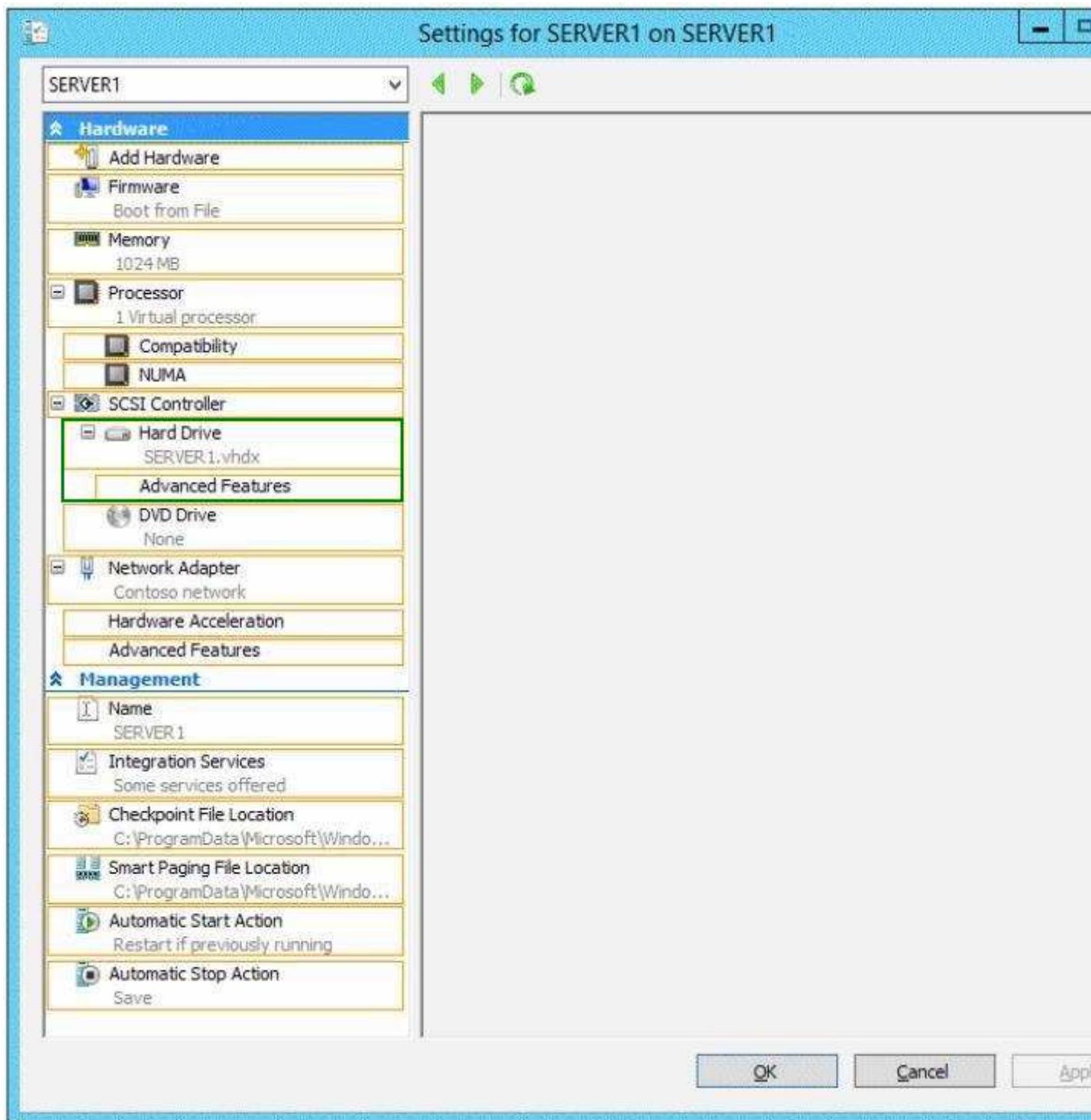
Which two objects should you configure?

To answer, select the appropriate two objects in the answer area.

Point and Shoot:



Correct Answer:

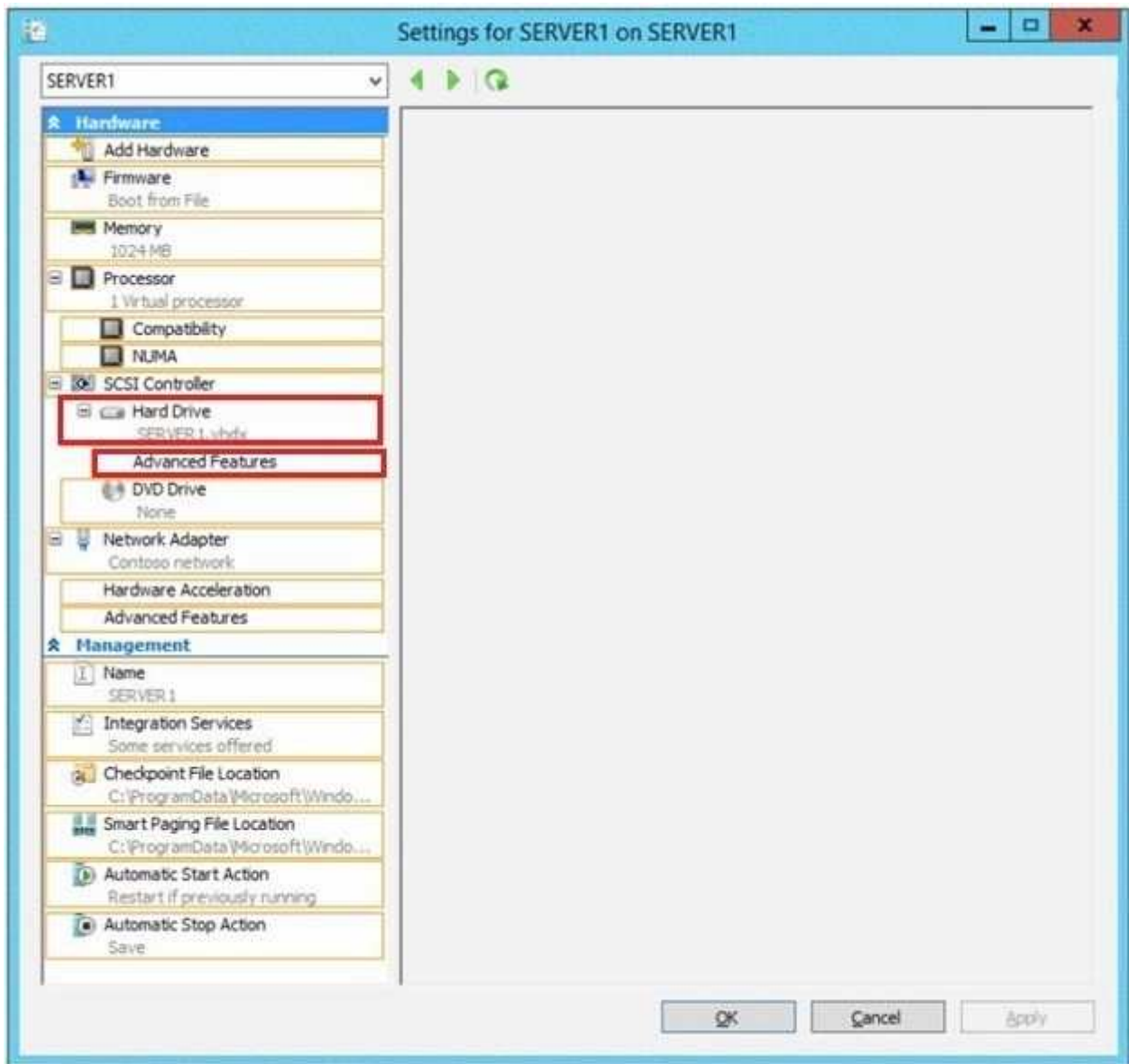


Section: [none]

Explanation

Explanation/Reference:

Explanation:



QUESTION 21

You have a server named Server1 that runs Windows Server 2012 R2.

You need to switch Server1 to a Server Core installation of Windows Server 2012 R2.

What command should you run?

To answer, select the appropriate options in the answer area.

Answer Area

-Restart

Hot Area:

Answer Area

<input type="text"/> Add-WindowsFeature Install-WindowsFeature Uninstall-WindowsFeature	<input type="text"/> -Restart Desktop-Experience Server-Gui-Mgmt-Infra Server-Gui-Shell
--	--

Correct Answer:

Answer Area

<input type="text"/> Add-WindowsFeature Install-WindowsFeature Uninstall-WindowsFeature	<input type="text"/> -Restart Desktop-Experience Server-Gui-Mgmt-Infra Server-Gui-Shell
--	--

Section: [none]

Explanation

Explanation/Reference:

Explanation:

Answer Area

<input type="text"/> Add-WindowsFeature Install-WindowsFeature Uninstall-WindowsFeature	<input type="text"/> -Restart Desktop-Experience Server-Gui-Mgmt-Infra Server-Gui-Shell
--	--

QUESTION 22

You are configuring a multi-subnet IPv6 network for a regional office.

The corporate network administrator allocates the 2001:0db8:1234:0800: :/54 address space for your use.

You need to identify network IDs of the first and last subnets that you will be able to create at the office.

Which network IDs should you identify?

To answer, drag the appropriate network IDs to the correct subnets. Each network ID may be used once, more than once, or not at all. You may need to drag the split bar between panes or scroll to view content.

Select and Place:

Network IDs	Answer Area
2001:0db8:1234:0800::/54	First subnet: <input type="text" value="Network ID"/>
2001:0db8:1234:0800::/64	
2001:0db8:1234:0801::/54	Last subnet: <input type="text" value="Network ID"/>
2001:0db8:1234:0801::/64	
2001:0db8:1234:08ff:/54	
2001:0db8:1234:08ff:/64	
2001:0db8:1234:0bff:/54	
2001:0db8:1234:0bff:/64	

Correct Answer:

Network IDs	Answer Area
2001:0db8:1234:0800::/54	First subnet: <input type="text" value="2001:0db8:1234:0800::/64"/>
<input type="text"/>	
2001:0db8:1234:0801::/54	Last subnet: <input type="text" value="2001:0db8:1234:0bff:/64"/>
2001:0db8:1234:0801::/64	
2001:0db8:1234:08ff:/54	
2001:0db8:1234:08ff:/64	
2001:0db8:1234:0bff:/54	
<input type="text"/>	

Section: [none]

Explanation

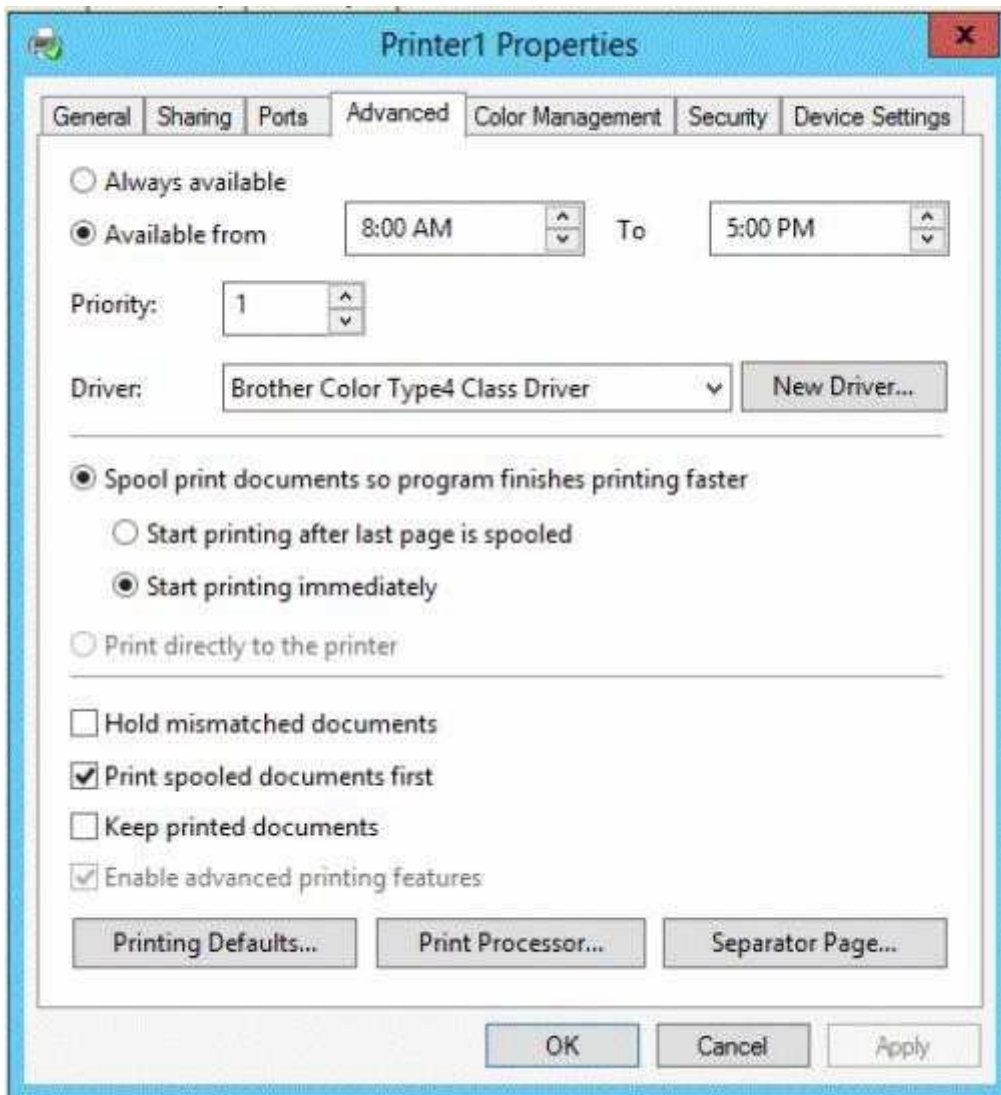
Explanation/Reference:

QUESTION 23

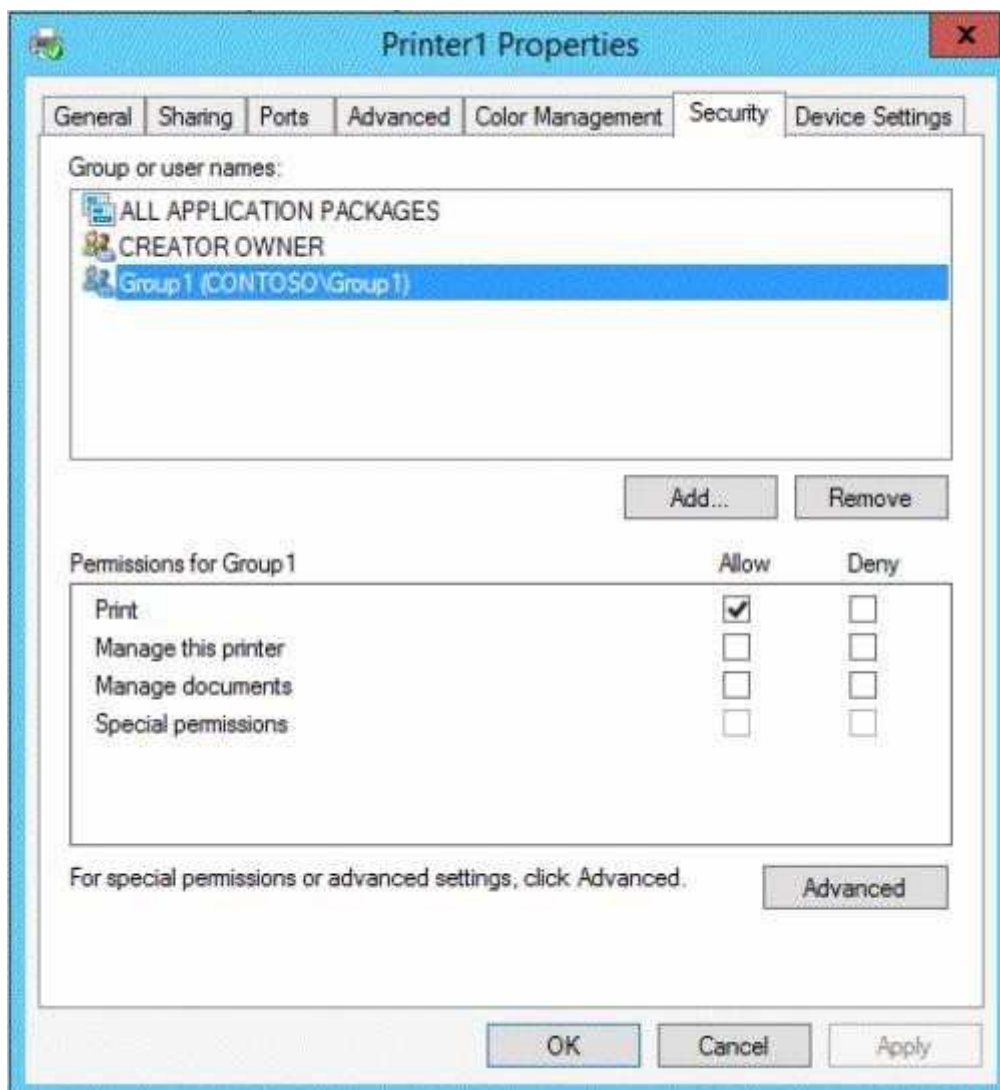
You have a print server named Server1 that runs Windows Server 2012 R2.

On Server1, you create and share a printer named Printer1.

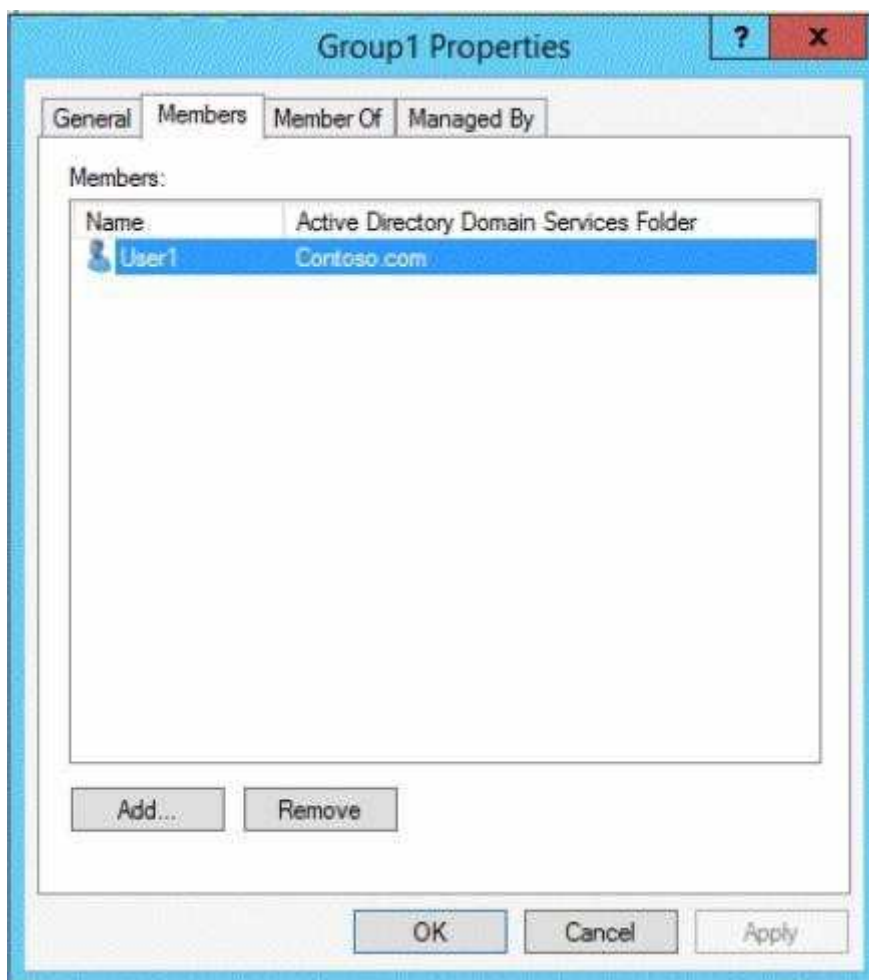
The Advanced settings of Printer1 are shown in the Advanced exhibit. (Click the Exhibit button.)



The Security settings of Printer1 are shown in the Security exhibit. (Click the Exhibit button.)



The Members settings of a group named Group1 are shown in the Group1 exhibit. (Click the Exhibit button.)



Select Yes if the statement can be shown to be true based on the available information; otherwise select No. Each correct selection is worth one point.

Hot Area:

	Yes	No
User1 can print on Printer1 on Monday at 18:00.	<input type="radio"/>	<input type="radio"/>
User2 can print on Printer1 on Friday at 14:00.	<input type="radio"/>	<input type="radio"/>
User1 can print on Printer1 on Sunday at 11:00.	<input type="radio"/>	<input type="radio"/>

Correct Answer:

	Yes	No
User1 can print on Printer1 on Monday at 18:00.	<input type="radio"/>	<input type="radio"/>
User2 can print on Printer1 on Friday at 14:00.	<input type="radio"/>	<input type="radio"/>
User1 can print on Printer1 on Sunday at 11:00.	<input type="radio"/>	<input type="radio"/>

Section: [none]

Explanation

Explanation/Reference:

Explanation:

	Yes	No
User1 can print on Printer1 on Monday at 18:00.	<input type="radio"/>	<input checked="" type="radio"/>
User2 can print on Printer1 on Friday at 14:00.	<input type="radio"/>	<input checked="" type="radio"/>
User1 can print on Printer1 on Sunday at 11:00.	<input checked="" type="radio"/>	<input type="radio"/>

QUESTION 24

Your network contains an Active Directory domain named contoso.com. All servers run Windows Server 2012 R2.

You need to add a user named User1 to a group named ServerAdmins.

What command should you run?

To answer, select the appropriate options in the answer area.

Answer Area

-identity

Hot Area:

Answer Area

<div><div></div><div>Add-AdGroupMember</div><div>Add-Member</div><div>Set-AdGroup</div><div>Set-AdUser</div></div>	-identity	<div><div></div><div>ServerAdmins</div><div>User1</div></div>	<div><div></div><div>ServerAdmins</div><div>User1</div></div>
--	-----------	---	---

Correct Answer:

Answer Area

<div><div></div><div>Add-AdGroupMember</div><div>Add-Member</div><div>Set-AdGroup</div><div>Set-AdUser</div></div>	-identity	<div><div></div><div>ServerAdmins</div><div>User1</div></div>	<div><div></div><div>ServerAdmins</div><div>User1</div></div>
--	-----------	---	---

Section: [none]

Explanation

Explanation/Reference:

Explanation:

Answer Area

<div><div></div><div>Add-AdGroupMember</div><div>Add-Member</div><div>Set-AdGroup</div><div>Set-AdUser</div></div>	-identity	<div><div></div><div>ServerAdmins</div><div>User1</div></div>	<div><div></div><div>ServerAdmins</div><div>User1</div></div>
--	-----------	---	---

QUESTION 25

You have a DHCP server named Server1 that runs Windows Server 2012 R2.

On Server1, you run the commands as shown in the exhibit. (Click the Exhibit button.)

```
Administrator: Windows PowerShell
PS C:\> Add-DhcpServerv4Scope -Name Scope1 -StartRange 192.168.10.11 -EndRange 192.168.10.200 -
PS C:\>
PS C:\> Add-DhcpServerv4Scope -Name Scope2 -StartRange 192.168.15.11 -EndRange 192.168.15.200 -
PS C:\>
PS C:\> Add-DhcpServerv4Reservation -ScopeId 192.168.10.0 -IPAddress 192.168.10.15 -ClientId AA
PS C:\>
PS C:\> Set-DhcpServerv4Scope -ScopeId 192.168.15.0 -StartRange 192.168.15.11 -EndRange 192.168
PS C:\>
PS C:\> Add-DhcpServerv4ExclusionRange -ScopeId 192.168.15.0 -StartRange 192.168.15.21 -EndRang
PS C:\>
PS C:\> Set-DhcpServerv4OptionValue -DnsServer 172.16.1.250 -ReservedIP 192.168.10.15
PS C:\>
PS C:\> Set-DhcpServerv4OptionValue -DnsServer 192.168.15.250 -Router 192.168.15.1 -ScopeId 192
PS C:\>
PS C:\> Set-DhcpServerv4OptionValue -DnsServer 192.168.10.250
PS C:\>
```

To answer, complete each statement according to the information presented in the exhibit. Each correct selection is worth one point.

A computer that has a MAC address of AABBCCDDEEFF will get the DNS server address of ... from Server1 when the computer is connected to the 192.168.15.

Server1 can lease ... addresses on the 192.168.15.0/24 segment.

Hot Area:

A computer that has a MAC address of AABBCCDDEEFF will get the DNS server address of ... from Server1 when the computer is connected to the 192.168.15.

Server1 can lease ... addresses on the 192.168.15.0/24 segment.

Correct Answer:

A computer that has a MAC address of AABBCCDDEEFF will get the DNS server address of ... from Server1 when the computer is connected to the 192.168.15.0/24 segment.

Server1 can lease ... addresses on the 192.168.15.0/24 segment.

Section: [none]
Explanation

Explanation/Reference:
 Explanation:

A computer that has a MAC address of AABBCCDDEEFF will get the DNS server address of ... from Server1 when the computer is connected to the 192.168.15.0/24 segment.

Server1 can lease ... addresses on the 192.168.15.0/24 segment.

QUESTION 26

You have a server named Server1 that runs Windows Server 2012 R2.

You need to perform the following storage configuration tasks on Server1:

- Bring a disk named Disk1 online.
- Defragment a volume named Volume1.
- Remove a disk named Disk2 from a storage pool named Pool1.

Which cmdlet should you use to perform each task?

To answer, drag the appropriate cmdlets to the correct tasks. Each cmdlet may be used once, more than once, or not at all. You may need to drag the split bar between panes or scroll to view content.

Select and Place:

Cmdlets	Answer Area
Initialize-Disk	Bring a disk named Disk1 online. <input type="text" value="Cmdlet"/>
Optimize-Volume	Defragment a volume named Volume1. <input type="text" value="Cmdlet"/>
Remove-PhysicalDisk	Remove a disk named Disk2 from a storage pool named Pool1. <input type="text" value="Cmdlet"/>
Repair-Volume	
Set-Disk	
Set-PhysicalDisk	
Set-StoragePool	
Update-Disk	

Correct Answer:

Cmdlets	Answer Area
Initialize-Disk	Bring a disk named Disk1 online. <input type="text" value="Set-Disk"/>
	Defragment a volume named Volume1. <input type="text" value="Optimize-Volume"/>
Repair-Volume	
	Remove a disk named Disk2 from a storage pool named Pool1. <input type="text" value="Remove-PhysicalDisk"/>
Set-PhysicalDisk	
Set-StoragePool	
Update-Disk	

Section: [none]

Explanation

Explanation/Reference:

QUESTION 27

Your network contains an Active Directory domain named contoso.com. All domain controllers run Windows Server 2012 R2.

All server are configured to enforce AppLocker policies.

You install a server named Server1.

On Server1, you install an application named appl.exe in a folder located on C:\App1.

You have two domain groups named Group1 and Group2. A user named User1 is a member of Group1 and Group2.

You create a Group Policy object (GPO) named GPO1. You link GPO1 to contoso.com.

You create the executable rules as shown in the exhibit by using the Create Executable Rules wizard. (Click the Exhibit button.)

Group Policy Management Editor				
File	Action	View	Help	
Action	User	Name	Condition	Exception
Allow	Everyone	(Default Rule) All files located in the Program Files folder	Path	
Allow	Everyone	All files located in the Windows folder	Path	
Allow	BUILTIN\Administrators	(Default Rule) All files	Path	
Allow	CONTOSO\Group1	App1.exe	File Hash	
Deny	Everyone	App1.exe	File Hash	
Allow	CONTOSO\Domain Admins	regedit.exe	File Hash	
Deny	CONTOSO\Group2	regedit.exe	File Hash	

To answer, complete each statement according to the information presented in the exhibit. Each correct selection is worth one point.

Answer Area

User1 can run regedit.exe if ...

User1 can run app1.exe if ...

Hot Area:

Answer Area

User1 can run regedit.exe if ...

User1 is removed from Group2.

User1 is added to the Domain Admins group.

regedit.exe is renamed as registryeditor.exe.

User1 can run app1.exe if ...

app1.exe is renamed as app2.exe.

the Deny rule for app1.exe is removed.

an exception is added to the default rules.

Group1 is added to the Domain Admins group.

User1 is added to the BUILTIN\Administrators group.

Correct Answer:

Answer Area

User1 can run regedit.exe if ...

User1 is removed from Group2.
User1 is added to the Domain Admins group.
regedit.exe is renamed as registryeditor.exe.

User1 can run app1.exe if ...

app1.exe is renamed as app2.exe.
the Deny rule for app1.exe is removed.
an exception is added to the default rules.
Group1 is added to the Domain Admins group.
User1 is added to the BUILTIN\Administrators group.

Section: [none]

Explanation

Explanation/Reference:

Explanation:

Answer Area

User1 can run regedit.exe if ...

User1 is removed from Group2.
User1 is added to the Domain Admins group.
regedit.exe is renamed as registryeditor.exe.

User1 can run app1.exe if ...

app1.exe is renamed as app2.exe.
the Deny rule for app1.exe is removed.
an exception is added to the default rules.
Group1 is added to the Domain Admins group.
User1 is added to the BUILTIN\Administrators group.

QUESTION 28

You have a Hyper-V host named Server1 that runs Windows Server 2012 R2. Server1 hosts 40 virtual machines that run Windows Server 2008 R2. The virtual machines connect to a private virtual switch.

You have a file that you want to copy to all of the virtual machines.

You need to identify to which servers you can copy files by using the Copy-VmFile cmdlet.

What command should you run?

To answer, select the appropriate options in the answer area.

Answer Area

-ComputerName Server1 |

Get-VIntegrationService -Name | where Enabled -eq \$true

Hot Area:

Answer Area

-ComputerName Server1 |

Compare-Vm
Get-Vm
Get-VmHost

Get-VIntegrationService -Name | where Enabled -eq \$true

"Data Exchange Service"
"Guest Service Interface"
"Heartbeat Service"

Correct Answer:

Answer Area

-ComputerName Server1 |

Compare-Vm
Get-Vm
Get-VmHost

Get-VIntegrationService -Name | where Enabled -eq \$true

"Data Exchange Service"
"Guest Service Interface"
"Heartbeat Service"

Section: [none]

Explanation

Explanation/Reference:

Explanation:

Answer Area

-ComputerName Server1 |

Compare-Vm

Get-Vm

Get-VmHost

Get-VIntegrationService -Name

"Data Exchange Service"

"Guest Service Interface"

"Heartbeat Service"

| where Enabled -eq \$true

QUESTION 29

Your network contains an Active Directory forest. The forest contains a single domain named contoso.com.

AppLocker policies are enforced on all member servers.

You view the AppLocker policy applied to the member servers as shown in the exhibit. (Click the Exhibit button.)

Group Policy Management Editor				
File Action View Help				
Action	User	Name	Condition	Exception
Deny	CONTOSO\Server Admins	%PROGRAMFILES%\Internet Explorer\iexplore.exe	Path	
Allow	CONTOSO\Domain Admins	%PROGRAMFILES%\Internet Explorer\iexplore.exe	Path	
Allow	Everyone	(Default Rule) All files located in the Program Files folder	Path	
Allow	Everyone	(Default Rule) All files located in the Windows folder	Path	
Deny	CONTOSO\Domain Users	%PROGRAMFILES%\Internet Explorer\iexplore.exe	Path	
Allow	BUILTIN\Administrators	(Default Rule) All files	Path	
Allow	Everyone	Program Files: MICROSOFT® WINDOWS® OPERATING SY...	Publisher	
Allow	Everyone	Program Files: INTERNET EXPLORER signed by O=MICROS...	Publisher	
Allow	Everyone	Program Files: MICROSOFT(R) CONNECTION MANAGER si...	Publisher	

To answer, complete each statement according to the information presented in the exhibit. Each correct selection is worth one point.

Answer Area

... can run Internet Explorer on the servers.

... can run Windows Mail on the servers.

Hot Area:

Answer Area

... can run Internet Explorer on the servers.

No one
Everyone
Only local users
Only the members of Domain Admins
Only the members of a group named ServerAdmins

... can run Windows Mail on the servers.

No one
Everyone
Only local users
Only the members of Domain Admins
Only the members of a group named ServerAdmins

Correct Answer:

Answer Area

... can run Internet Explorer on the servers.

No one
Everyone
Only local users
Only the members of Domain Admins
Only the members of a group named ServerAdmins

... can run Windows Mail on the servers.

No one
Everyone
Only local users
Only the members of Domain Admins
Only the members of a group named ServerAdmins

Section: [none]
Explanation

Explanation/Reference:
Explanation:

Answer Area

... can run Internet Explorer on the servers.

No one
Everyone
Only local users
Only the members of Domain Admins
Only the members of a group named ServerAdmins

... can run Windows Mail on the servers.

No one
Everyone
Only local users
Only the members of Domain Admins
Only the members of a group named ServerAdmins

QUESTION 30

You have a Hyper-V host named Server1 that runs Windows Server 2012 R2. Server1 hosts 50 virtual machines.

You need to create a script to list all of the virtual machines that have checkpoints and support Secure Boot.

What should you do? To answer, select the appropriate options in the answer area.

Answer Area

| | where

Hot Area:

Answer Area

| | where
CheckPoint-Vm
Get-Vm
Get-VmSnapshots
CheckPoint-Vm
Get-Vm
Get-VmSnapshots
{\$_generation -eq 2}
{\$_NetworkAdapters -contains "secure"
{\$_version -eq 3}

Correct Answer:

Answer Area

| | where
CheckPoint-Vm
Get-Vm
Get-VmSnapshots
CheckPoint-Vm
Get-Vm
Get-VmSnapshots
{\$_generation -eq 2}
{\$_NetworkAdapters -contains "secure"
{\$_version -eq 3}

Section: [none]

Explanation

Explanation/Reference:

Explanation:

The screenshot shows the 'Answer Area' interface with a PowerShell command being built. The command is: `Get-Checkpoint-Vm | where {$_.generation -eq 2} | Get-Checkpoint-VmSnapshots`. The following elements are highlighted with red boxes:

- The first dropdown menu containing 'CheckPoint-Vm', 'Get-Vm', and 'Get-VmSnapshots', with 'Get-Vm' selected.
- The second dropdown menu containing 'CheckPoint-Vm', 'Get-Vm', and 'Get-VmSnapshots', with 'Get-VmSnapshots' selected.
- The 'where' clause dropdown menu containing the filter: `{$_generation -eq 2}`.

QUESTION 31

You have a server named Server1 that runs Windows Server 2012 R2.

You add a new internal SAS disk to Server1.

You need to ensure that the new disk is available to store files.

Which three cmdlets should you run in sequence?

To answer, move the appropriate three cmdlets from the list of cmdlets to the answer area and arrange them in the correct order.

Select and Place:

The screenshot shows the 'Select and Place' interface. On the left, there is a list of cmdlets: 'Set-StorageSetting', 'Initialize-Disk', 'New-Partition', 'Format-Volume', and 'New-MaskingSet'. In the center, there are two circular arrows (one pointing right, one pointing left) for reordering. On the right, there is an 'Answer Area' box.

Correct Answer:



Section: [none]

Explanation

Explanation/Reference:

Explanation:

Box 1: Initialize-Disk

Box 2: New-Partition

Box 3: Format Volume

QUESTION 32

You have a Hyper-V host named Host1. Host1 contains two virtual machines named VM1 and VM2. VM1 is configured as a print server. VM1 runs Windows Server 2008 R2. VM2 is configured as a file server. VM2 runs Windows Server 2012 R2.

You need to migrate all of the printers on VM1 to VM2.

Which actions should you perform on the virtual machines? To answer, drag the appropriate action to the correct servers in the answer area. Each action may be used once, more than once, or not at all. You may need to drag the split bar between panes or scroll to view content.

Select and Place:

Actions	Answer Area
Run smigdeploy.exe .	VM1 <input type="text" value="Action"/>
Run printbrm.exe -p all:org .	VM2 <input type="text" value="Action"/>
Install the Print and Document Services role.	VM2 <input type="text" value="Action"/>
Install the Windows Server Migration Tools feature.	
From the Print Management console, import the printers.	
From the Print Management console, export the printers.	

Correct Answer:

Actions	Answer Area
Run smigdeploy.exe .	VM1 <input type="text" value="Install the Print and Document Services role."/>
Run printbrm.exe -p all:org .	VM2 <input type="text" value="From the Print Management console, export the printers."/>
	VM2 <input type="text" value="From the Print Management console, import the printers."/>
Install the Windows Server Migration Tools feature.	

Section: [none]

Explanation

Explanation/Reference:

QUESTION 33

Your network contains an Active Directory domain named contoso.com. All servers run Windows Server 2012 R2. All client computers run Windows 8.

The domain contains a security group named Group1.

You have a Group Policy object (GPO) named GP01. GPO1 is linked to the domain. You need to ensure that only the members of Group1 can run the applications shown in the following table.

Application name	Application file
App1	App1.com
App2	App2.js
App3	App3.appx

Which type of application control policy should you implement for each application? To answer, drag the appropriate rule types to the correct applications. Each rule type may be used once, more than once, or not at all. You may need to drag the split bar between panes or scroll to view content.

Select and Place:

Rule Type	Answer Area
Executable Rule	App1: Rule type
Packaged app Rule	App2: Rule type
Script Rule	App3: Rule type
Windows Installer Rule	

Correct Answer:

Rule Type	Answer Area
	App1: Executable Rule
	App2: Script Rule
	App3: Packaged app Rule
Windows Installer Rule	

Section: [none]

Explanation

Explanation/Reference:

QUESTION 34

Your network contains an Active Directory domain named contoso.com. The domain contains 25 servers. All servers run Windows Server 2012 R2.

You need to create a Windows Firewall rule to prevent administrators from using Internet Explorer to access the Internet while they are logged on interactively to the servers. The solution must not prevent administrators from accessing websites on the internal network.

How should you configure the rule?

To answer, select the appropriate options in the answer area.

Answer Area

Rule direction:

Rule type:

Profile:

Hot Area:

Answer Area

Rule direction:
Inbound
Outbound

Rule type:
Port
Program

Profile:
Domain
Private
Public

Correct Answer:

Answer Area

Rule direction:
Inbound
Outbound

Rule type:
Port
Program

Profile:
Domain
Private
Public

Section: [none]

Explanation

Explanation/Reference:

Explanation:

Answer Area

Rule direction:
Inbound
Outbound

Rule type:
Port
Program

Profile:
Domain
Private
Public



<http://www.gratisexam.com/>