

70-410-Installing and Configuring Windows Server 2012

Number: 70-410
Passing Score: 800
Time Limit: 150 min
File Version: 3.0



<http://www.gratisexam.com/>

Installing and Configuring Windows Server 2012

Total Questions: 308 Q&A's

Exam purchased at: www.Dumps4exam.com only issues 1 to 230

There are 78 questions in this new examination (Questions: 231 to 308)
Issues 231 to 308 may have wrong answers. We need to validate the correct alternatives.

Questions 264 and 266 may have the wrong answers. We need to validate the correct alternatives.

There are duplicate questions with the correct answer.

Here are the questions: 42 and 194

There are duplicate questions with the correct answer.

Here are the questions: 175,199,208 and 221 . Question 216 is also the same, but there are other alternatives to choose from. This issue is also correct.

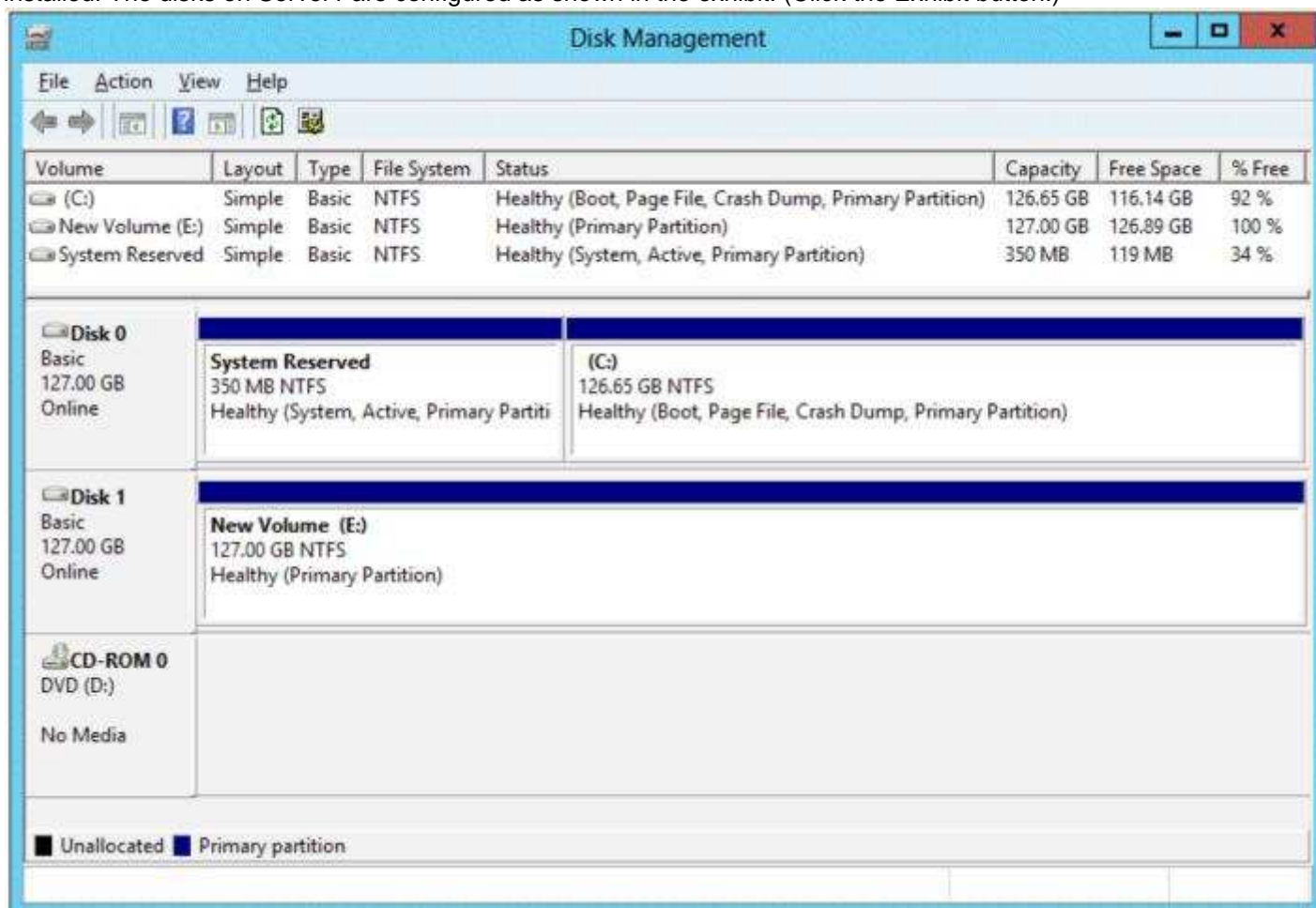
Exam reviewed by Marcelo Cunha Souza on September 8, 2013



70-410

QUESTION 1

You have a server named Server1 that runs Windows Server 2012. Server1 has the Hyper-V server role installed. The disks on Server1 are configured as shown in the exhibit. (Click the Exhibit button.)



You create a virtual machine on Server1. You need to ensure that you can configure a pass-through disk for the virtual machine. What should you do?

- A. Delete partition E
- B. Convert Disk 1 to a GPT disk.
- C. Convert Disk 1 to a dynamic disk.
- D. Take Disk 1 offline.

Correct Answer: D

Section: (none)

Explanation

Explanation/Reference:

Pass-Through Disk must be offline

Pass-through Disk Configuration

Hyper-V allows virtual machines to access storage mapped directly to the Hyper-V server without requiring the volume be configured. The storage can either be a physical disk internal to the Hyper-V server or it can be a Storage Area Network (SAN) Logical Unit (LUN) mapped to the Hyper-V server. **To ensure the Guest has exclusive access to the storage, it must be placed in an Offline state from the Hyper-V server perspective**

<http://blogs.technet.com/b/askcore/archive/2008/10/24/configuring-pass-through-disks-in-hyper-v.aspx>
<http://technet.microsoft.com/pt-pt/library/ff404147%28v=ws.10%29.aspx>

QUESTION 2

You have a server named Server1 that runs Windows Server 8. Server1 has the Hyper-V server role installed.

You have fixed-size VHD named Files.vhd.

You need to make the contents in Files.vhd available to several virtual machines.

The solution must meet the following requirements:

- Ensure that if the contents are changed on any virtual machine, the changes are not reflected on the other virtual machines.
- Minimize the amount of disk space used.

What should you do?

- A. Create a dynamically expanding VHDX. Transfer the information from Files.vhd to the new VHDX file.
- B. Create a fixed-size VHDX. Transfer the information from Files.vhd to the new VHDX file.
- C. Convert Files.vhd to a dynamically expanding VHD.
- D. Create differencing VHDs that use Files.vhd as the parent disk.

Correct Answer: D

Section: (none)

Explanation

Explanation/Reference:

QUESTION 3

You have a server named Server1 that runs Windows Server 2012. Server1 has the Hyper-V server role installed. On Server1, you create a virtual machine named VM1. VM1 has a legacy network adapter. You need to assign a specific amount of available network bandwidth to VM1. What should you do first?

- A. Remove the legacy network adapter, and then run the Set-VMNetworkAdaptercmdlet.
- B. Add a second legacy network adapter, and then run the Set-VMNetworkAdaptercmdlet.
- C. Add a second legacy network adapter, and then configure network adapter teaming.
- D. Remove the legacy network adapter, and then add a network adapter.

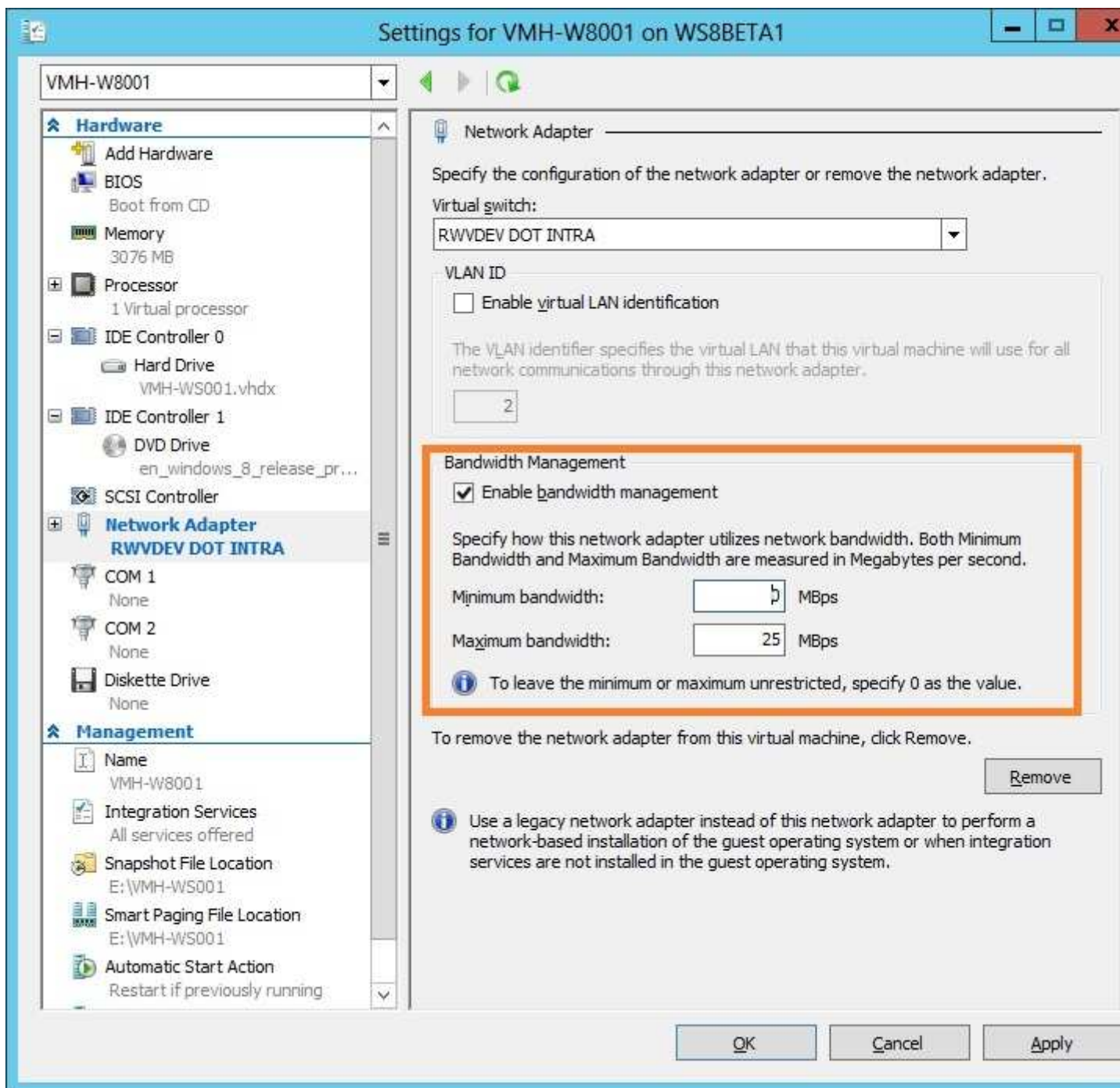
Correct Answer: D

Section: (none)

Explanation

Explanation/Reference:

- A. Set-VMNetworkAdapter cmdlet configures features of the virtual network adapter in a virtual machine or the management operating system.
- B. The legacy network adapter doesn't support bandwidth management
- C. The legacy network adapter doesn't support bandwidth management
- D. Add a New network adapter **The legacy network adapter doesn't support bandwidth management**



[http://technet.microsoft.com/en-us/library/hh848457\(v=wps.620\).aspx](http://technet.microsoft.com/en-us/library/hh848457(v=wps.620).aspx)

<http://www.techrepublic.com/blog/networking/set-bandwidth-limits-for-hyper-v-vms-with-windows-server-2012/5924>

QUESTION 4

Your network contains an Active Directory domain named adatum.com. The domain contains a server named Server1 that runs Windows Server 2012. On a server named Core1, you perform a Server Core Installation of Windows Server 2012. You join Core1 to the adatum.com domain. You need to ensure that you can use Event Viewer on Server1 to view the event logs on Core1. What should you do on Core1?

- A. Run the Enable-NetFirewallRulecmdlet.
- B. Run sconfig.exe and configure remote management.
- C. Run the Disable-NetFirewallRulecmdlet.
- D. Run sconfig.exe and configure the network settings.

Correct Answer: A

Section: (none)

Explanation

Explanation/Reference:

A. **Allows MMC snap in for Event Viewer.**

B. Modifies service entries

C. Would Disable a firewall rule which was enabled

D. Modifies service entries

Enable-NetFirewallRule -DisplayGroup "Remote Event Log Management"

▲ To configure Windows Firewall to allow MMC snap-in(s) to connect

- To allow all MMC snap-ins to connect, run

```
Enable-NetFirewallRule -DisplayGroup "Remote Administration"
```

- To allow only specific MMC snap-ins to connect, run:

```
Enable-NetFirewallRule -DisplayGroup "<rulegroup>"
```

Where:

Rulegroup is one of the values from the table below, depending on which snap-in you want to connect.

MMC snap-in	Rule group
Event Viewer	Remote Event Log Management
Services	Remote Service Management

[http://technet.microsoft.com/en-us/library/cc990290\(v=ws.10\).aspx](http://technet.microsoft.com/en-us/library/cc990290(v=ws.10).aspx)

<http://technet.microsoft.com/en-us/library/jj574205.aspx>

<http://mikefrobbins.com/2013/02/28/use-powershell-to-remotely-enable-firewall-exceptions-on-windows-server-2012/>

QUESTION 5

Your network contains a file server named Server1 that runs Windows Server 2012. All client computers run Windows 8. You need to ensure that when users are connected to the network, they always use local offline files that are cached from Server1. Which Group Policy setting should you configure?

A. Configure slow-link mode.

B. Configure Slow link speed.

C. Enable file synchronization on costed networks.

D. Turn on economical application of Administratively assigned Offline Files.

Correct Answer: A

Section: (none)

Explanation

Explanation/Reference:

A. **Offline Files to provide faster access to cached files and redirected folders.**

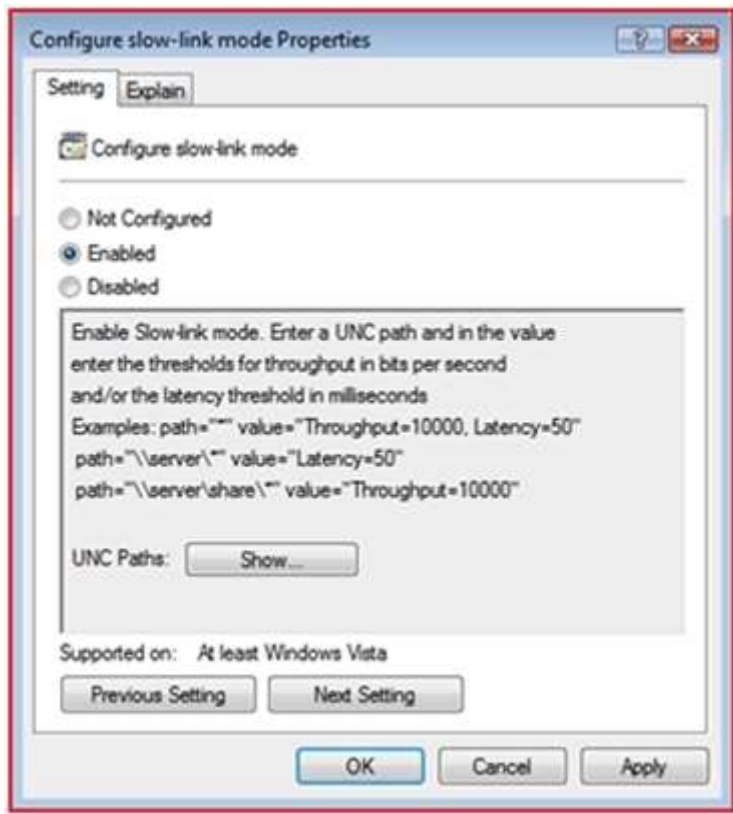
B. Defines a slow connection for purposes of applying and updating Group Policy.

C. automatically tracks roaming and bandwidth usage limits while on metered connections

D. Lists network files and folders that are always available for offline use. This policy makes the specified files and folders available offline to users of the computer.

When Offline Files is operating in the **slow-link mode**, all network file requests are satisfied from the Offline Files cache. This is similar to a user working offline.

If you enable this policy setting, Offline Files uses the slow-link mode if the network throughput between the client and the server is below (slower than) the Throughput threshold parameter, or if the round-trip network latency is above (slower than) the Latency threshold parameter.



<http://technet.microsoft.com/en-us/library/hh968298.aspx>
<http://technet.microsoft.com/en-us/library/cc957631.aspx>
<http://technet.microsoft.com/en-us/library/jj127408.aspx>
http://www.group-policy.com/ref/policy/2229/Configure_slow-link_mode

▲ To enable the Always Offline Mode

1. Open **Group Policy Management**.
2. To optionally create a new Group Policy Object (GPO) for Offline Files settings, right-click the appropriate domain and then click **Create a GPO in this domain, and link it here**.
3. In the console tree, right-click the GPO for which you want to configure the Offline Files settings and then click **Edit**. The **Group Policy Management Editor** appears.
4. In the console tree, under **Computer Configuration**, expand **Policies**, expand **Administrative Templates**, expand **Offline Files**.
5. Right-click **Configure slow-link mode**, and then click **Edit**. The **Configure slow-link mode** window appears.
6. Click **Enabled**.
7. In the **Options** box, click **Show**. The **Show Contents window** appears.
8. In the **Value name** box, specify the file share for which you want to enable Always Offline mode.
9. To enable Always Offline mode on all file shares, type *****.
10. In the **Value** box, type **Latency=1** to set the latency threshold to one millisecond, and then click **OK**.

QUESTION 6

Your network contains an Active Directory domain named contoso.com. All servers run either Windows Server 2008 R2 or Windows Server 2012. All client computers run either Windows 7 or Windows 8. The domain contains a member server named Server1 that runs Windows Server 2012.

Server1 has the File and Storage Services server role installed. On Server1, you create a share named Share1. You need to ensure that users can use Previous Versions to restore the files in Share1. What should you configure on Server1?

- A. The Shadow Copies settings
- B. A Windows Server Backup schedule
- C. A data recovery agent
- D. The Recycle Bin properties

Correct Answer: A

Section: (none)

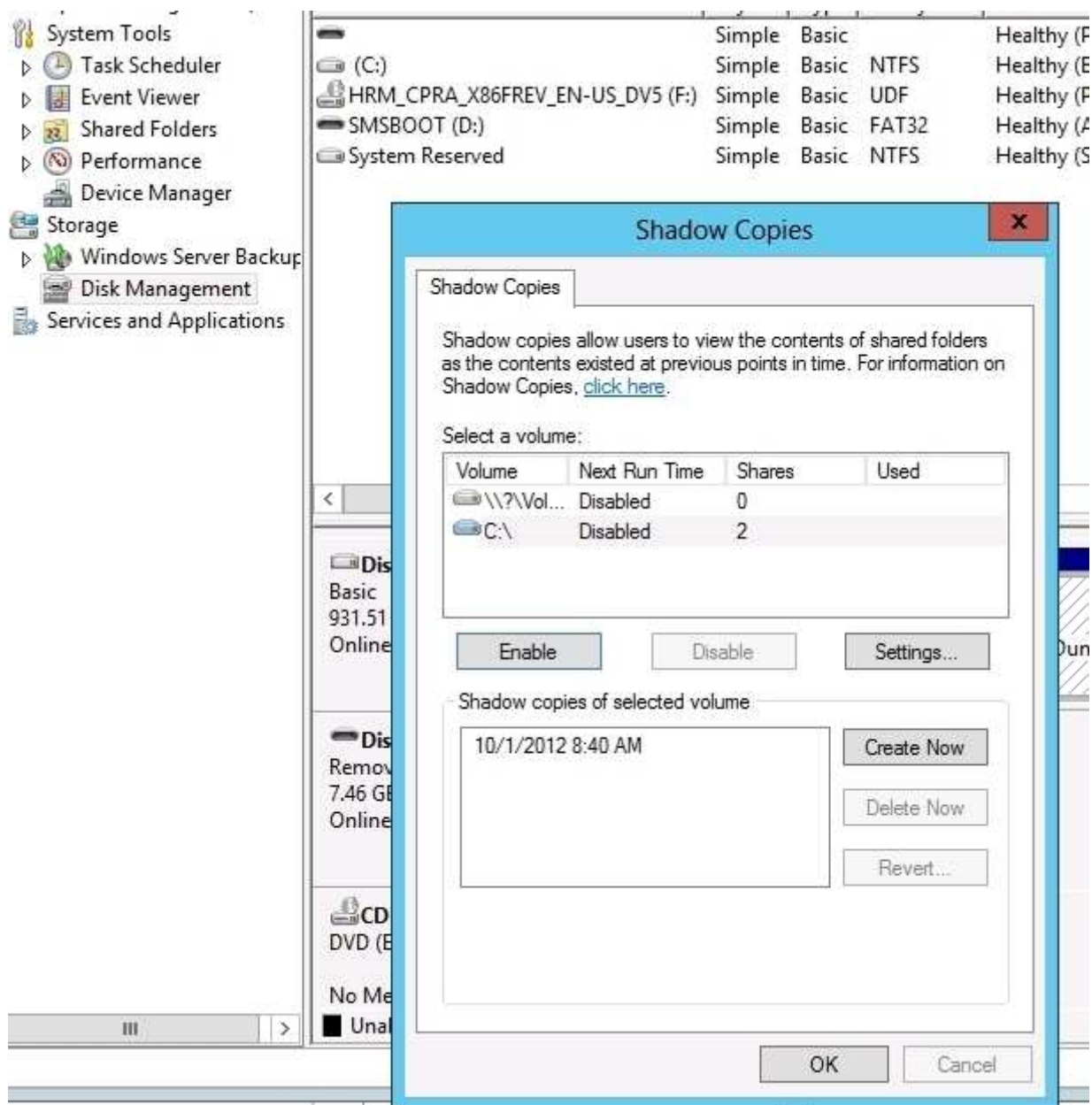
Explanation

Explanation/Reference:

- A. **Enable and schedule shadow copies for Share1**
- B. The backup doesn't give users access until files are restored
- C.
- D. No settings for file version

What are previous versions?

Previous versions are either backup copies (copies of files and folders that you back up by using the Back Up Files wizard, or **shadow copies**) copies of files and folders that Windows automatically saves as part of a restore point. (Shadow copies can be copies of files on your computer or shared files on a computer on a network.) You can use previous versions of files to restore files that you accidentally modified or deleted, or that were damaged. Depending on the type of file or folder, you can open, save to a different location, or restore a previous version.



<http://windows.microsoft.com/en-gb/windows-vista/previous-versions-of-files-frequently-asked-questions>
[http://technet.microsoft.com/en-us/library/cc786104\(v=ws.10\).aspx](http://technet.microsoft.com/en-us/library/cc786104(v=ws.10).aspx)

QUESTION 7

You have a server named Server1 that runs Windows Server 2012. Server1 has the Print and Document Services server role installed. Server1 is connected to two identical print devices. You need to ensure that users can submit print jobs to the print devices. The solution must ensure that if one print device fails, the print jobs will print automatically on the other print device. What should you do on Server1?

- A. Add two printers and configure the priority of each printer.
- B. Add one printer and configure printer pooling.
- C. Install the Network Load Balancing (NLB) feature, and then add one printer.
- D. Install the Failover Clustering feature, and then add one printer.

Correct Answer: B

Section: (none)

Explanation

Explanation/Reference:

- A. expedite documents that need to be printed immediately
- B. **A printing pool is one logical printer connected to multiple printers through multiple ports of the**

print server. The printer that is idle receives the next document sent to the logical printer. When printing to a printer pool, the spooler will send waiting jobs to alternate ports. If the original or alternate ports are not available

- C. NLB for printing is not supported
- D. Would need 2 nodes

A printing pool is **one logical printer connected to multiple printers** through multiple ports of the print server. The printer that is idle receives the next document sent to the logical printer.

This is useful in a network with a high volume of printing because it decreases the time users wait for their documents.

A printing pool also simplifies administration because multiple printers can be managed from the same logical printer on a server.

If one device within a pool stops printing, the current document is held at that device. The **succeeding documents print to other devices in the pool**, while the delayed document waits until the nonfunctioning printer is fixed.

Efficient printer pools have the following characteristics:

All printers in the pool are the same model.

Printer ports can be of the same type or mixed (parallel, serial, and network).

It is recommended that all printers be in one location. Because it is impossible to predict which printer will receive the document, keep all printers in a pool in a single location. Otherwise, users might have a hard time finding their printed document.

[http://technet.microsoft.com/en-us/library/cc757086\(v=ws.10\).aspx](http://technet.microsoft.com/en-us/library/cc757086(v=ws.10).aspx)

[http://technet.microsoft.com/en-us/library/cc784619\(v=ws.10\).aspx](http://technet.microsoft.com/en-us/library/cc784619(v=ws.10).aspx)

<http://technet.microsoft.com/en-us/library/cc958172.aspx>

You can create a printing pool to automatically distribute print jobs to the next available printer. A printing pool is one logical printer connected to multiple printers through multiple ports of the print server. The printer that is idle receives the next document sent to the logical printer.

QUESTION 8

Your network contains a server named Server1 that runs Windows Server 2012. Server1 has the Print and Document Services server role installed. You connect a new print device to the network. The marketing department and the sales department will use the print device. You need to provide users from both departments with the ability to print to the network print device. The solution must ensure that if there are multiple documents queued to print, the documents from the sales users print before the documents from the marketing users. What should you do on Server1?



<http://www.gratisexam.com/>

- A. Add two printers. Modify the priorities of each printer and the security settings of each printer.
- B. Add two printers and configure printer pooling.
- C. Add one printer and configure printer pooling.
- D. Add one printer. Modify the printer priority and the security settings.

Correct Answer: A

Section: (none)

Explanation

Explanation/Reference:

A. You gain no benefits just from setting a priority to a printer. **You need to set at least two different logical printers for the same physical printer to take advantage of this option.**

You can expedite documents that need to be printed immediately. Documents sent by users with high priority levels can bypass a queue of lower priority documents waiting to be printed.

To take advantage of this print priority system, create multiple logical printers for the same printer. Assign each a different priority level, and then create a group of users that corresponds to each printer.

For example, users in Group1 might have access rights to a priority 1 printer, users in Group2 might have access rights to a printer with priority 2, and so on.

[http://technet.microsoft.com/en-us/library/cc738090\(v=ws.10\).aspx](http://technet.microsoft.com/en-us/library/cc738090(v=ws.10).aspx)

To set different print priority to different groups

Open Printers and Faxes.

Right-click the printer you want to set, click Properties, and then click the Advanced tab. In Priority, click the up or down arrows, and then click OK. Or, type a priority level, where 1 is the lowest level and 99 is the highest, and then click OK. Click Add Printer to add a second logical printer for the same physical printer.

For instructions, see Related Topics.

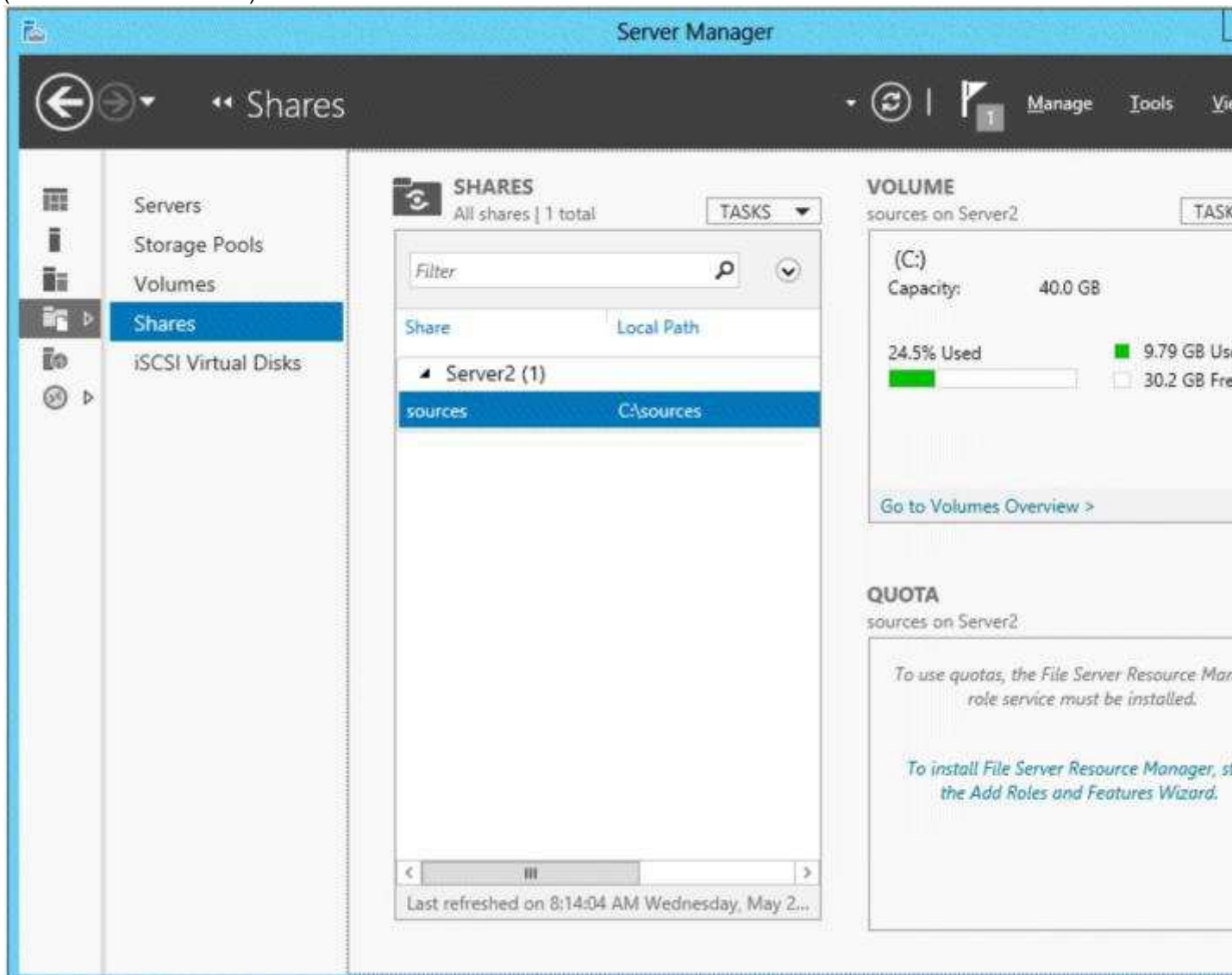
Click the Advanced tab.

In Priority, set a priority higher than that of the first logical printer. Instruct the regular group of users to use the first logical printer name and the group with higher priority to use the second logical printer name. Set the appropriate permissions for the different groups

QUESTION 9

You have a server named Server2 that runs Windows Server 2012. You open Server Manager on Server2 as shown in the exhibit.

(Click the Exhibit button.)



The Everyone group has read share permission and read NTFS permission to Sources. You need to ensure that when users browse the network, the Sources share is not visible. What should you do?

- A. From the properties of the Sources folder, remove the Sources share, and then share the Sources folder as Sources\$.
- B. From the properties of the Sources folder, deny the List Folder Contents permission for the Everyone group.
- C. From the properties of the Sources share, configure access-based enumeration.
- D. From the properties of the Sources folder, configure the hidden attribute.

Correct Answer: A

Section: (none)

Explanation

Explanation/Reference:

A. need to remove the old share, \$ creates a hidden share

B. This would deny everyone

C. This feature allows users of Windows Server 2003–based file servers to list only the files and folders to which they have access when browsing content on the file server

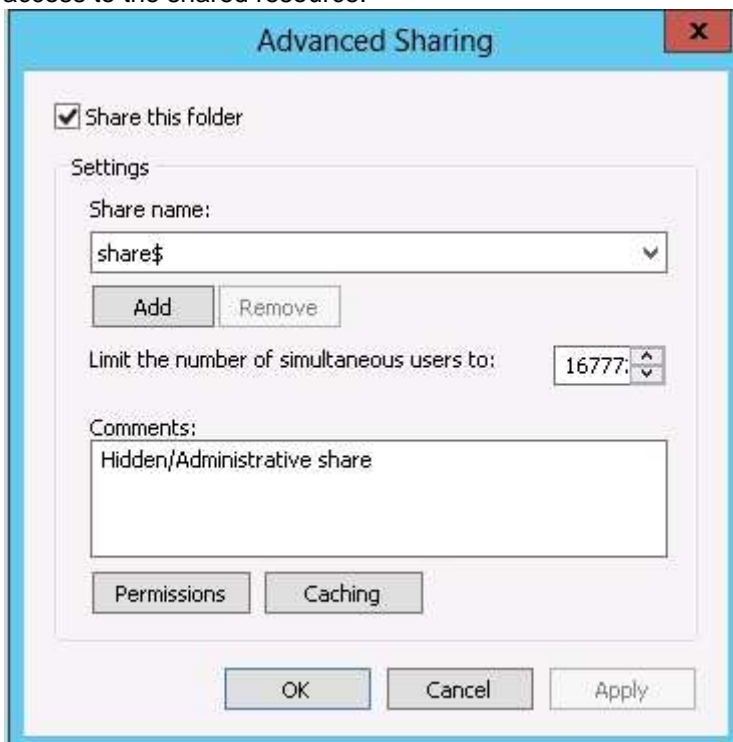
D. This would hide the physical folder not the share

A hidden share is identified by a dollar sign (\$) at the end of the share name

Hidden shares are not listed when you look through the shares on a computer or use the "net view" command

Why Use Hidden Shares?

Using hidden shares on your network is useful if you do not want a shared folder or drive on the network to be easily accessible. Hidden shares can add another layer of protection for shared files against unauthorized people connecting to your network. Using hidden shares helps eliminate the chance for people to guess your password (or be logged into an authorized Windows account) and then receive access to the shared resource.



<http://support.microsoft.com/kb/314984>

[http://technet.microsoft.com/en-us/library/cc784710\(v=ws.10\).aspx](http://technet.microsoft.com/en-us/library/cc784710(v=ws.10).aspx)

QUESTION 10

Your network contains an Active Directory domain named contoso.com. The network contains a server named Server1 that runs Window Server 8 and a server named Server2 that runs Windows Server 2008 R2 Service Pack 1 (SP1). Server1 and Server2 are member server. You need to ensure that you can manage Server2 from Server1 by using Server Manager. Which two tasks should you perform? (Each correct answer presents part of the solution. Choose two.)

- A. Install Remote Server Administration Tools on Server1.
- B. Install Windows Management Framework 3.0 on Server2.
- C. Install the Windows PowerShell .0 engine on Server1.
- D. Install Microsoft .NET Framework 4 on Server2.
- E. Install Remote Server Administration Tools on Server2.

Correct Answer: BD

Section: (none)

Explanation

Explanation/Reference:

Windows Server 2012 can manage Windows [Server 2012](#), [Hyper-V Server 2012](#), [Server 2008 SP2](#) and [Server 2008 R2 SP1](#)

These instructions explain how to install:

- Install the full installation of Microsoft .NET Framework 4.0 (dotNetFx40_Full_setup.exe) or, install Microsoft .NET Framework 4.5 (dotNetFx45_Full_setup.exe)
- Install Windows Management Framework 3.0

Security Note

By default, Server Manager and Windows PowerShell remote management is enabled in Windows Server 2012.

▲ Software and configuration requirements

Server Manager is installed by default with all editions of Windows Server 2012. Although you can use Server Manager, Manager does not run directly on Server Core installation options.

To fully manage remote servers that are running Windows Server 2008 or Windows Server 2008 R2, install the following:

1. **.NET Framework 4**
2. **Windows Management Framework 3.0** The Windows Management Framework 3.0 download package updates V Server Manager collect information about roles and features that are installed on the managed servers. Until the **Verify earlier versions run Windows Management Framework 3.0.**
3. The performance update associated with [Knowledge Base article 2682011](#) allows Server Manager to collect per

<http://technet.microsoft.com/en-us/library/hh831456.aspx>

<http://blogs.technet.com/b/keithmayer/archive/2012/10/02/managing-windows-server-2008-sp2-and-r2-from-windows-server-2012-server-manager.aspx#.UaSV9djxkf8>

http://technet.microsoft.com/en-us/library/hh847837.aspx#BKMK_InstallingOnWindows7andWindowsServer2008R2

QUESTION 11

Your network contains an Active Directory domain named contoso.com. The network contains a member server named Server1 that runs Windows Server 2012. Server1 has the DNS Server server role installed and has a primary zone for contoso.com. The Active Directory domain contains 500 client computers. There are an additional 20 computers in a workgroup. You discover that every client computer on the network can add its record to the contoso.com zone. You need to ensure that only the client computers in the Active Directory domain can register records in the contoso.com zone. What should you do first?

- A. Move the contoso.com zone to a domain controller that is configured as a DNS server.
- B. Configure the Dynamic updates settings of the contoso.com zone.
- C. Sign the contoso.com zone by using DNSSEC.
- D. Configure the Security settings of the contoso.com zone.

Correct Answer: A

Section: (none)

Explanation

Explanation/Reference:

If you install DNS server on a non-DC, then you are not able to create AD-integrated zones.

DNS update security is available only for zones that are integrated into AD DS.

When you directory-integrate a zone, access control list (ACL) editing features are available in DNS Manager so that you can add or remove users or groups from the ACL for a specified zone or resource record.

<http://technet.microsoft.com/en-us/library/cc771255.aspx>

<http://social.technet.microsoft.com/Forums/en-US/winserverNIS/thread/9b041bbc-0765-4eed-bd1c-d65027f05e9f/>

<http://blogs.msmvps.com/acefekay/2012/11/19/ad-dynamic-dns-updates-registration-rules-of-engagement/>

1. Active Directory's DNS Domain Name is NOT a single label name ("DOMAIN" vs the minimal requirement of "domain.com." "domain.local," etc).
2. The Primary DNS Suffix MUST match the zone name that is allowing updates. Otherwise the client doesn't know what zone name to register in. You can also have a different Conneciton Specific Suffix in addition to the Primary DNS Suffix to register into that zone as well.
3. AD/DNS zone MUST be configured to allow dynamic updates, whether Secure or Secure and Non-Secure. For client machines, if a client is not joined to the domain, and the zone is set to Secure, it will not register either.
4. You must ONLY use the DNS servers that host a copy of the AD zone name or have a reference to get to them. Do not use your ISP's, an external DNS address, your router as a DNS address, or any other DNS that does not have a copy of the AD zone. Internet resolution for your machines will be accomplished by the Root servers (Root Hints), however it's recommended to configure a forwarder for efficient Internet resolution. .
5. The domain controller is multihomed (which means it has more than one unteamed, active NIC, more than one IP address, and/or RRAS is installed on the DC).
6. The DNS addresses configured in the client's IP properties must ONLY reference the DNS server(s) hosting the AD zone you want to update in.

This means that you must NOT use an external DNS in any machine's IP property in an AD environment. You can't mix them either. That's because of the way the DNS Client side resolver service works. Even if you mix up internal DNS and ISP's DNS addresses, the resolver algorithm can still have trouble asking the correct DNS server. It will ask the first one first. If it doesn't get a response, it removes the first one from the eligible resolvers list and goes to the next in the list. It will not go back to the first one unless you restart the machine, restart the DNS Client service, or set a registry entry to cut the query TTL to 0. The rule is to ONLY use your internal DNS server(s) and configure a forwarder to your ISP's DNS for efficient Internet resolution.

This is the reg entry to cut the query to 0 TTL:

The DNS Client service does not revert to using the first server ...The Windows 2000 Domain Name System (DNS) Client service (Dnscache) follows a certain algorithm when it decides the order in which to use the DNS servers ...

<http://support.microsoft.com/kb/286834>

For more info, please read the following on the client side resolver service:

DNS, WINS NetBIOS & the Client Side Resolver, Browser Service, Disabling NetBIOS, Direct Hosted SMB (DirectSMB), If One DC is Down Does a Client logon to Another DC, and DNS Forwarders Algorithm if you have multiple forwarders.

<http://msmvps.com/blogs/acefekay/archive/2009/11/29/dns-wins-netbios-amp-the-client-side-resolver-browser-service-disabling-netbios-direct-hosted-smb-directsmb-if-one-dc-is-down-does-a-client-logon-to-another-dc-and-dns-forwarders-algorithm.aspx>

7. For DHCP clients, DHCP Option 006 for the clients are set to the same DNS server.

8. If using DHCP, DHCP server must only be referencing the same exact DNS server(s) in it's own IP properties in order for it to 'force' (if you set that setting) registration into DNS. Otherwise, how would it know which DNS to send the reg data to?

9. If the AD DNS Domain name is a single label name, such as "EXAMPLE", and not the proper format of "example.com" and/or any child of that format, such as "child1.example.com", then we have a real big problem. DNS will not allow registration into a single label domain name.

This is for two reasons:

1. It's not the proper hierachal format. DNS is hierarchal, but a single label name has no hierarchy. It's just a single name.
2. Registration attempts causes major Internet queries to the Root servers. Why? Because it thinks the single label name, such as "EXAMPLE", is a TLD

(Top Level Domain), such as "com", "net", etc. It will now try to find what Root name server out there handles that TLD. In the end it comes back to itself and then attempts to register. Unfortunately it does NOT ask itself first for the mere reason it thinks it's a TLD.

(Quoted from Alan Woods, Microsoft, 2004):

"Due to this excessive Root query traffic, which ISC found from a study that discovered Microsoft DNS servers are causing excessive traffic because of single label names, Microsoft, being an internet friendly neighbor and wanting to stop this problem for their neighbors, stopped the ability to register into DNS with Windows 2000 SP4, XP SP1, (especially XP, which cause lookup problems too), and Windows 2003. After all, DNS is hierarchical, so therefore why even allow single label DNS domain names?"

The above also *especially* applies to Windows Vista, &, 2008, 2008 R2, and newer.

10. 'Register this connection's address' on the client is not enabled under the NIC's IP properties, DNS tab.

11. Maybe there's a GPO set to force Secure updates and the machine isn't a joined member of the domain.

12. ON 2000, 2003 and XP, the "DHCP client" Service not running. In 2008/Vista and newer, it's the DNS Client Service. This is a requirement for DNS registration and DNS resolution even if the client is not actually using DHCP.

13. You can also configure DHCP to force register clients for you, as well as keep the DNS zone clean of old or duplicate entries. See the link I posted in my previous post.

QUESTION 12

Your company has a remote office that contains 1,600 client computers on a single subnet. You need to select a subnet mask for the network that will support all of the client computers. The solution must minimize the number of unused addresses. Which subnet mask should you select?

- A. 255.255.248.0
- B. 255.255.252.0
- C. 255.255.254.0
- D. 255.255.240.0

Correct Answer: A

Section: (none)

Explanation

Explanation/Reference:

http://zeus.fh-brandenburg.de/~ihno/doc/lehre/internet/ip_eng.html

CIDR prefix-length	Dotted-Decimal	# Individual Addresses	# of Classful Networks
/13	255.248.0.0	512 K	8 Bs or 2048 Cs
/14	255.252.0.0	256 K	4 Bs or 1024 Cs
/15	255.254.0.0	128 K	2 Bs or 512 Cs
/16	255.255.0.0	64 K	1 B or 256 Cs
/17	255.255.128.0	32 K	128 Cs
/18	255.255.192.0	16 K	64 Cs
/19	255.255.224.0	8 K	32 Cs
/20	255.255.240.0	4 K	16 Cs
/21	255.255.248.0	2 K	8 Cs
/22	255.255.252.0	1 K	4 Cs
/23	255.255.254.0	512	2 Cs
/24	255.255.255.0	256	1 C
/25	255.255.255.128	128	1/2 C
/26	255.255.255.192	64	1/4 C
/27	255.255.255.224	32	1/8 C

QUESTION 13

You plan to deploy a DHCP server that will support four subnets. The subnets will be configured as shown in the following table.

Subnet name	Number of hosts
Subnet1	50
Subnet2	110
Subnet3	400
Subnet4	525

You need to identify which network ID you should use for each subnet. What should you identify? To answer, drag the appropriate network ID to the each subnet in the answer area.

Select and Place:

Network IDs	Answer Area
10.10.1.0/26	Subnet1: Network ID
10.10.8.0/22	Subnet2: Network ID
10.10.16.0/25	Subnet3: Network ID
10.10.128.0/23	Subnet4: Network ID

Correct Answer:

Network IDs	Answer Area
	Subnet1: 10.10.1.0/26
	Subnet2: 10.10.16.0/25
	Subnet3: 10.10.128.0/23
	Subnet4: 10.10.8.0/22

Section: (none)

Explanation

Explanation/Reference:

http://zeus.fh-brandenburg.de/~ihno/doc/lehre/internet/ip_eng.html

CIDR prefix-length	Dotted-Decimal	# Individual Addresses	# of Classful Networks
/13	255.248.0.0	512 K	8 Bs or 2048 Cs
/14	255.252.0.0	256 K	4 Bs or 1024 Cs
/15	255.254.0.0	128 K	2 Bs or 512 Cs
/16	255.255.0.0	64 K	1 B or 256 Cs
/17	255.255.128.0	32 K	128 Cs
/18	255.255.192.0	16 K	64 Cs
/19	255.255.224.0	8 K	32 Cs
/20	255.255.240.0	4 K	16 Cs
/21	255.255.248.0	2 K	8 Cs
/22	255.255.252.0	1 K	4 Cs
/23	255.255.254.0	512	2 Cs
/24	255.255.255.0	256	1 C
/25	255.255.255.128	128	1/2 C
/26	255.255.255.192	64	1/4 C
/27	255.255.255.224	32	1/8 C

QUESTION 14

Your network contains three servers that run Windows Server 2012. The servers are configured as shown in the following table.

Server name	Server role
Server1	Active Directory Domain Services DHCP Server DNS Server
Server2	Remote Access DHCP Server
Server3	File and Storage Services

Server3 is configured to obtain an IP address automatically. You need to ensure that Server3 only receives an IP address from Server1. The IP address must always be the same. Which two tasks should you perform? (Each correct answer presents part of the solution. Choose two.)

- A. Create an exclusion on Server1.
- B. Create a filter on Server1.
- C. Create a reservation on Server.
- D. Create a reservation on Server1.
- E. Create a filter on Server2.

Correct Answer: DE

Section: (none)

Explanation

Explanation/Reference:

- A. Exclude range of IP's for lease
- B. Wrong Server
- C. Wrong Sever
- D. **For clients that require a constant IP address, you can either manually configure a static IP address, or assign a reservation on the DHCP server**
- E. **DHCP Deny Filter at Server2 to exclude MAC address of Server3**

MAC address filter

Enable and define an explicit allow list. The DHCP server provides DHCP services only to clients whose MAC addresses are in the allow list.

Any client that previously received IP addresses is denied address renewal if its MAC address isn't on the allow list.

Enable and define an explicit deny list. The DHCP server denies DHCP services only to clients whose MAC addresses are in the deny list.

Any client that previously received IP addresses is denied address renewal if its MAC address is on the deny list.

Enable and define an allow list and a block list.

The block list has precedence over the allow list. This means that the DHCP server provides DHCP services only to clients whose MAC addresses are in the allow list, provided that no corresponding matches are in the deny list.

If a MAC address has been denied, the address is always blocked even if the address is on the allow list.

[http://technet.microsoft.com/en-us/library/cc754537\(v=ws.10\).aspx](http://technet.microsoft.com/en-us/library/cc754537(v=ws.10).aspx)

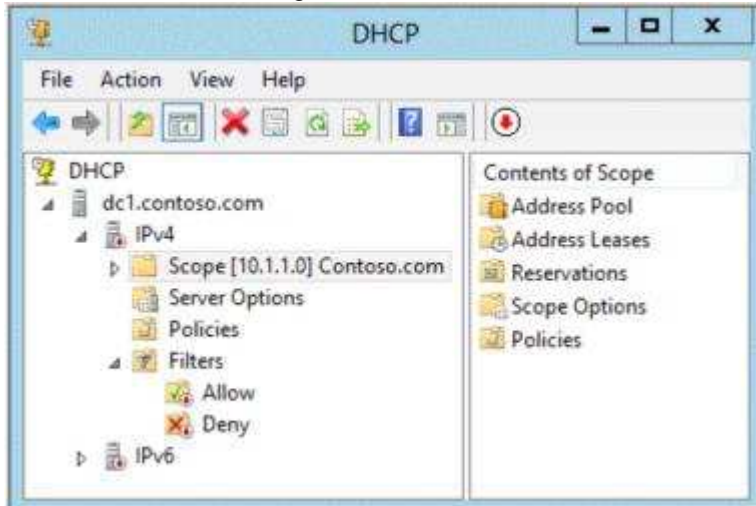
<http://technet.microsoft.com/en-us/magazine/ff521761.aspx>

[http://technet.microsoft.com/en-us/library/cc779507\(v=ws.10\).aspx](http://technet.microsoft.com/en-us/library/cc779507(v=ws.10).aspx)

QUESTION 15

Your network contains an Active Directory domain named contoso.com. The domain contains a domain

controller named DC1 that runs Windows Server 2012 and a client computer named Computer1 that runs Windows 8. DC1 is configured as a DHCP server as shown in the exhibit. (Click the Exhibit button.)



Computer1 is configured to obtain an IP address automatically. You need to ensure that Computer1 can receive an IP address from DC1. What should you do?

- A. Disable the Allow filters.
- B. Disable the Deny filters.
- C. Activate Scope [10.1.1.0] Contoso.com.
- D. Authorize dc1.contoso.com.

Correct Answer: D

Section: (none)

Explanation

Explanation/Reference:

Red down arrow indicates a unauthorized DHCP server

A DHCP server that is a domain controller or a member of an Active Directory domain queries Active Directory for the list of authorized servers (identified by IP address).

If its own IP address is not in the list of authorized DHCP servers, the DHCP Server service does not complete its startup sequence and automatically shuts down.

<http://technet.microsoft.com/en-us/library/cc754792.aspx>

[http://technet.microsoft.com/en-us/library/ee941131\(v=ws.10\).aspx](http://technet.microsoft.com/en-us/library/ee941131(v=ws.10).aspx)

[http://technet.microsoft.com/en-us/library/gg722802\(v=ws.10\).aspx](http://technet.microsoft.com/en-us/library/gg722802(v=ws.10).aspx)

<http://pc-addicts.com/server-2012-dhcp-server-role/>

QUESTION 16

Your network contains an Active Directory domain named contoso.com. The domain contains a domain controller named Server1 that has the DNS Server server role installed. Server1 hosts a primary zone for contoso.com. The domain contains a member server named Server2 that is configured to use Server1 as its primary DNS server. From Server2, you run nslookup.exe as shown in the exhibit. (Click the Exhibit button.)



```
Administrator: Windows PowerShell
Windows PowerShell
Copyright (C) 2011 Microsoft Corporation. All rights reserved.

PS C:\Users\Administrator> nslookup
DNS request timed out.
    timeout was 2 seconds.
Default Server: Unknown
Address: 10.0.0.11

>
```

You need to ensure that when you run Nslookup, the correct name of the default server is displayed. What should you do?

- A. From Advanced TCP/IP Settings on Server1, add contoso.com to the DNS suffix list.
- B. On Server1, modify the Security settings of the contoso.com zone.
- C. On Server1, create a reverse lookup zone.
- D. From Advanced TCP/IP Settings on Server2, add contoso.com to the DNS suffix list.

Correct Answer: C

Section: (none)

Explanation

Explanation/Reference:

Make sure that a reverse lookup zone that is authoritative for the PTR resource record exists. For more information about adding a reverse lookup zone, see "Adding a Reverse Lookup Zone"

"DNS Request Timed Out" Error Message When You Start Nslookup From a Command Line

When Nslookup starts, it attempts to resolve the IP address of its host's DNS server to its fully qualified domain name (FQDN).

If the DNS server does not respond **or if the DNS server's reverse lookup zones do not contain a PTR record for the DNS server's IP address**, the error message is displayed.

<http://technet.microsoft.com/en-us/library/cc961417.aspx>

<http://support.microsoft.com/kb/242906/en-us>

QUESTION 17

Your network contains an Active Directory domain named contoso.com. The domain contains a domain controller named DC1 that hosts the primary DNS zone for contoso.com. All client computers are configured to use DC1 as the primary DNS server. You need to configure DC1 to resolve any DNS requests that are not for the contoso.com zone by querying the DNS server of your Internet Service Provider (ISP). What should you configure?

- A. Name server (NS) records
- B. Condition& forwarders
- C. Forwarders
- D. Naming Authority Pointer (NAPTR) DNS resource records (RR)

Correct Answer: C

Section: (none)

Explanation

Explanation/Reference:

A. Specifies a name server for the domain, which allows DNS lookups within various zones. Each primary and secondary name server should be declared through this record.

- B. <http://windowsitpro.com/networking/q-whats-conditional-dns-forwarding>
- C. **manage the Domain Name System (DNS) traffic between your network and the Internet**
- D.

Configure forwarders to send DNS queries directly to your ISP's DNS server or other DNS servers. Most of the time, when you configure forwarders, DNS performance and efficiency increases, but this configuration can also introduce a point of failure if the forwarding DNS server is experiencing problems.

A forwarder is a Domain Name System (DNS) server on a network used to forward DNS queries for external DNS names to DNS servers outside of that network.

A DNS server on a network is designated as a forwarder by having the other DNS servers in the network forward the queries they cannot resolve locally to that DNS server.

By using a forwarder, you can manage name resolution for names outside of your network, such as names on the Internet, and improve the efficiency of name resolution for the computers in your network.

<http://social.technet.microsoft.com/Forums/en-US/winserverNIS/thread/2f35cae2-341c-4bfe-9dac-724ddace6d51/>

<http://technet.microsoft.com/en-us/library/cc722542.aspx>

<http://technet.microsoft.com/en-us/library/cc754931.aspx>

QUESTION 18

Your network contains an Active Directory domain named contoso.com. All domain controllers run Windows Server 2012. The domain contains a server named Server1 that runs Windows Server 2012. You need to ensure that when users log on to Server1, their user account is added automatically to a local group named Group1 during the log on process. Which Group Policy settings should you modify?

- A. Restricted Groups
- B. Security Options
- C. User Rights Assignment
- D. Preferences

Correct Answer: D

Section: (none)

Explanation

Explanation/Reference:

A. If a Restricted Groups policy is defined and Group Policy is refreshed, any current member not on the Restricted Groups policy members list is removed

B. Security settings incorporated into policies are rules that administrators configure on a computer or multiple computers for the purpose of protecting resources on a computer

C. User Rights Assignment policies determines which users or groups have logon rights or privileges on the computer

D. With Preferences, local and domain accounts can be added to a local group without affecting the existing members of the group

With Group Policy Preferences, you can create and manage the members of local groups.

The group membership can be controlled by adding or removing local or domain user or group accounts

With new Group Policy Preferences, these tasks are easy and certain to apply to all of the desktops and servers that are designed to receive the settings.

Whether you are creating new local groups or modifying existing groups, you can control the membership of the local group using Group Policy Preferences.

You have the ability to control which user and group accounts are added, which ones are deleted, and even control the removal of all users and/or groups before getting granular with you control.

http://www.windowsecurity.com/articles-tutorials/authentication_and_encryption/Creating-Managing-Local-Group-Servers-Desktops.html

[http://technet.microsoft.com/en-us/library/cc785631\(v=ws.10\).aspx](http://technet.microsoft.com/en-us/library/cc785631(v=ws.10).aspx)

<http://www.grouppolicy.biz/2010/01/how-to-use-group-policy-preferences-to-secure-local-administrator-groups/>

[http://technet.microsoft.com/en-us/library/cc780182\(v=ws.10\).aspx](http://technet.microsoft.com/en-us/library/cc780182(v=ws.10).aspx)

<http://technet.microsoft.com/en-us/library/hh831424.aspx>

QUESTION 19

Your network contains an Active Directory domain named contoso.com. You need to prevent users from installing a Windows Store app named App1. What should you create?

- A. An application control policy executable rule
- B. An application control policy packaged app rule
- C. A software restriction policy certificate rule
- D. An application control policy Windows Installer rule

Correct Answer: B

Section: (none)

Explanation

Explanation/Reference:

Windows 8 is coming REALLY SOON and of course one of the big new things to computer with that is the new Packaged Apps that run in the start screen. However these apps are very different and do not install like traditional apps to a path or have a true "executable" file to launch the program. Of course enterprises need a way to control these packaged apps and therefore Microsoft has added a new feature Packaged Apps option to the AppLocker feature.

A. For .exe or .com

B. A publisher rule for a Packaged app is based on publisher, name and version

C. You can create a certificate rule that identifies software and then allows or does not allow the software to run, depending on the security level.

D. For .msi or .msp

Packaged apps (also known as Windows 8 apps) are new to Windows Server 2012 and Windows 8. They are based on the new app model that ensures that all the files within an app package share the same identity.

Therefore, it is possible to control the entire application using a single AppLocker rule as opposed to the non-packaged apps where each file within the app could have a unique identity.

Windows does not support unsigned packaged apps which implies all packaged apps must be signed. AppLocker supports only publisher rules for Packaged apps.

A publisher rule for a Packaged app is based on the following information:

- Publisher of the package
- Package name
- Package version

Therefore, an AppLocker rule for a Packaged app controls both the installation as well as the running of the app. Otherwise, the publisher rules for Packaged apps are no different than the rest of the rule collections; they support exceptions, can be increased or decreased in scope, and **can be assigned to users** and groups.

<http://technet.microsoft.com/en-us/library/dd759068.aspx>

<http://technet.microsoft.com/en-us/library/hh994588.aspx>

<http://www.grouppolicy.biz/2012/08/how-manage-published-a-k-a-metro-apps-in-windows-8-using-group-policy/>

http://technet.microsoft.com/en-us/library/hh994597.aspx#BKMK_Cert_Rules

Packaged Apps run in the start screen.

However these apps are very different and do not install like traditional apps to a path or have a true "executable" file to launch the program.

Enterprises need a way to control these packaged apps and therefore Microsoft has added a new feature Packaged Apps option to the AppLocker feature.

QUESTION 20

Your network contains an Active Directory domain named contoso.com. The domain contains 500 servers that run Windows Server 2012.

You have a written security policy that states the following:

- Only required ports must be open on the servers.
- All of the servers must have Windows Firewall enabled.

- Client computers used by Administrators must be allowed to access all of the ports on all of the servers.
- Client computers used by the Administrators must be authenticated before the client computers can access the servers.

You have a client computer named Computer1 that runs Windows 8. You need to ensure that you can use Computer1 to access all of the ports on all of the servers successfully. The solution must adhere to the security policy.

Which three actions should you perform? (Each correct answer presents part of the solution. Choose three.)

- A. On Computer1, create a connection security rule.
- B. On all of the servers, create an outbound rule and select the Allow the connection if it is secure option.
- C. On all of the servers, create an inbound rule and select the Allow the connection if it is secure option.
- D. On Computer1, create an inbound rule and select the Allow the connection if it is secure option.
- E. On Computer1, create an outbound rule and select the Allow the connection if it is secure option.
- F. On all of the servers, create a connection security rule.

Correct Answer: ACF

Section: (none)

Explanation

Explanation/Reference:

Connection security involves the authentication of two computers before they begin communications and the securing of information sent between two computers.

Windows Firewall with Advanced Security uses Internet Protocol security (IPsec) to achieve connection security by using key exchange, authentication, data integrity, and, optionally, data encryption.

Connection security rules use IPsec to secure traffic while it crosses the network.

You use connection security rules to specify that connections between two computers must be authenticated or encrypted.

You might still have to create a firewall rule to allow network traffic protected by a connection security rule.

<http://technet.microsoft.com/en-us/library/cc772017.aspx>

Unlike firewall rules, which operate unilaterally, connection security rules require that both communicating computers have a policy with connection security rules or another compatible IPsec policy.

[http://technet.microsoft.com/en-us/library/cc753463\(v=ws.10\).aspx](http://technet.microsoft.com/en-us/library/cc753463(v=ws.10).aspx)

Traffic that matches a firewall rule that uses the Allow connection if it is secure setting bypasses Windows Firewall. The rule can filter the traffic by IP address, port, or protocol. This method is supported on Windows Vista® or Windows Server® 2008.

QUESTION 21

Your network contains an Active Directory domain named contoso.com. All user accounts are in an organizational unit (OU) named Employees. You create a Group Policy object (GPO) named GP1. You link GP1 to the Employees OU. You need to ensure that GP1 does not apply to the members of a group named Managers. What should you configure?

- A. The Security settings of Employees
- B. The WMI filter for GP1
- C. The Block Inheritance option for Employees
- D. The Security settings of GP1

Correct Answer: D

Section: (none)

Explanation

Explanation/Reference:

A. Wrong Group

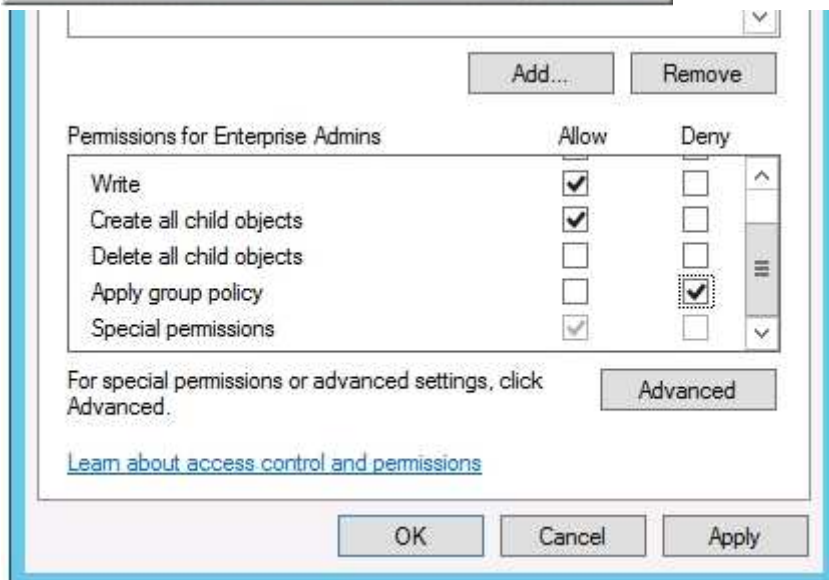
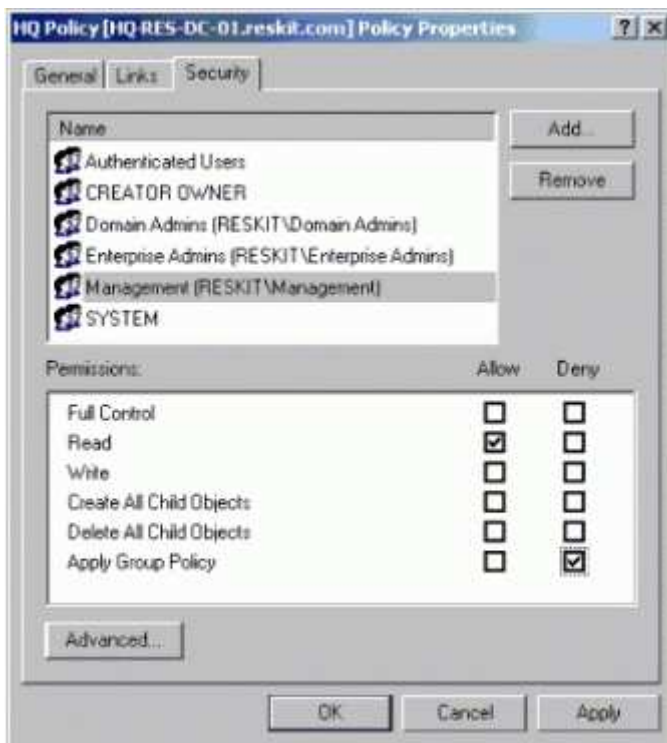
B. Windows Management Instrumentation (WMI) filters allow you to dynamically determine the scope of Group Policy objects (GPOs) based on attributes of the target computer.

C. Blocking inheritance prevents Group Policy objects (GPOs) that are linked to higher sites, domains, or organizational units from being automatically inherited by the child-level.

D. Set Managers to - Members of this security group are exempt from this Group Policy object.

Security settings. You use the Security Settings extension to set security options for computers and users within the scope of a Group Policy object. You can define local computer, domain, and network security settings.

Figure belows shows an example of the security settings that allow everyone to be affected by this GPO except the members of the Management group, who were explicitly denied permission to the GPO by setting the Apply Group Policy ACE to Deny. Note that if a member of the Management group were also a member of a group that had an explicit Allow setting for the Apply Group Policy ACE, the **Deny would take precedence** and the GPO would not affect the user.



<http://technet.microsoft.com/en-us/library/bb742376.aspx>
[http://technet.microsoft.com/en-us/library/cc786636\(WS.10\).aspx](http://technet.microsoft.com/en-us/library/cc786636(WS.10).aspx)
<http://technet.microsoft.com/en-us/library/cc731076.aspx>
[http://technet.microsoft.com/en-us/library/cc779036\(v=ws.10\).aspx](http://technet.microsoft.com/en-us/library/cc779036(v=ws.10).aspx)

QUESTION 22

Your network contains a server named Server1 that runs Windows Server 2012. Server1 is located on the same subnet as all of the client computers. A network technician reports that he receives a "Request timed out" error message when he attempts to use the ping utility to connect to Server1 from his client computer. The network technician confirms that he can access resources on Server1 from his client computer. You need to configure Windows Firewall with Advanced Security on Server1 to allow the ping utility to connect. Which rule should you enable?

- A. File and Printer Sharing (Echo Request - ICMPv4-In)
- B. Network Discovery (WSD-In)
- C. File and Printer Sharing (NB-Session-In)
- D. Network Discovery (SSDP-In)

Correct Answer: A

Section: (none)

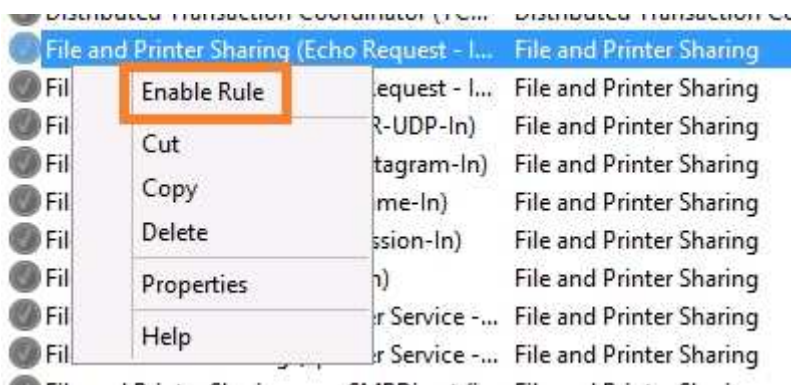
Explanation

Explanation/Reference:

Ping uses ICMP

Open Control Panel, then select System and Security by clicking on that header
Select Windows Firewall, Advanced Settings

In 'Windows Firewall with Advanced security' click on 'Inbound rules' Scroll down to 'File and Printer sharing (Echo request – ICMPv4-In). Right click on the rule and select 'Enable rule'



Make sure that it turns green



Powershell:

Import-Module NetSecurity

Set-NetFirewallRule -DisplayName "File and Printer Sharing (Echo Request – ICMPv4-In)" -enabled True

QUESTION 23

You have a file server named Server1 that runs Windows Server 2012. You need to ensure that a user named User1 can use Windows Server Backup to create a complete backup of Server1. What should you configure?

- A. The local groups by using Computer Management
- B. A task by using Authorization Manager
- C. The User Rights Assignment by using the Local Group Policy Editor

D. The Role Assignment by using Authorization Manager

Correct Answer: A

Section: (none)

Explanation

Explanation/Reference:

A. **User needs to be added to local Backup Operator group**

B. AzMan is a role-based access control (RBAC) framework that provides an administrative tool to manage authorization policy and a runtime that allows applications to perform access checks against that policy.

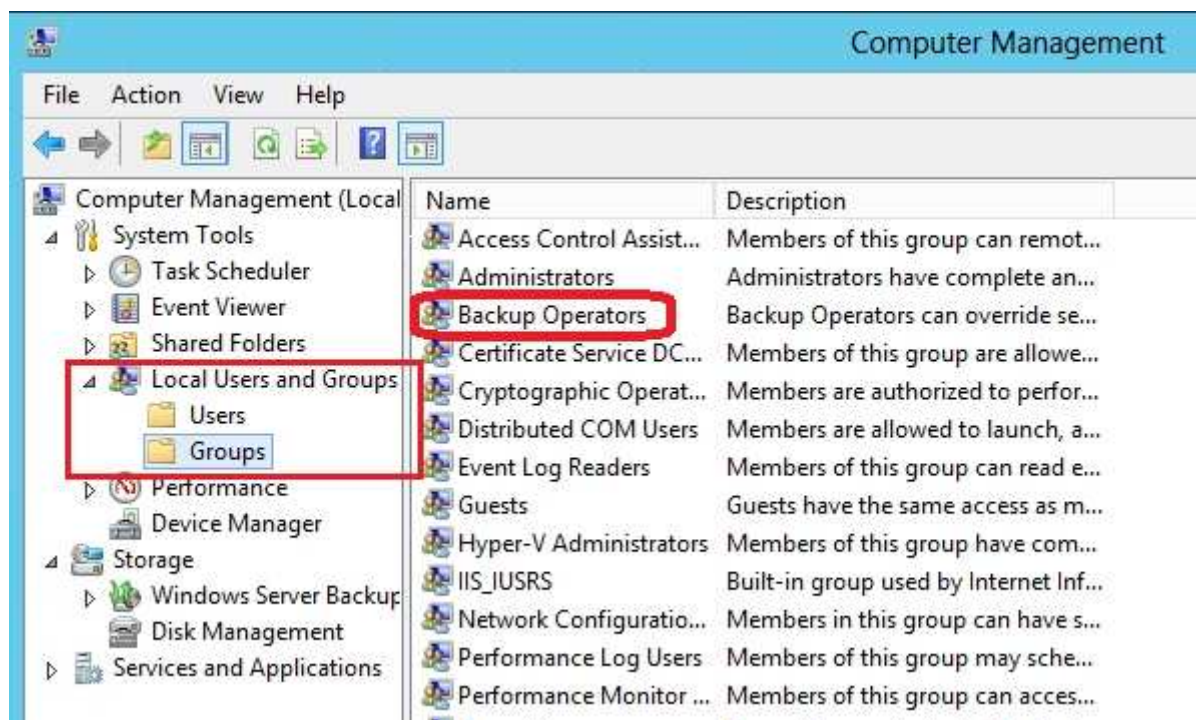
C. User Rights Assignment policies determines which users or groups have logon rights or privileges on the computer

D. AzMan is a role-based access control (RBAC) framework that provides an administrative tool to manage authorization policy and a runtime that allows applications to perform access checks against that policy.

User must be a member of the Administrators group **or Backup Operators group** to use Windows Server Backup

You need to add the backup account directly to the **local Backup Operators group**

In the Computer Management windows, expand Local Users and Groups and select Groups. Double click on **Backup Operators group**.



<http://social.technet.microsoft.com/wiki/contents/articles/13436.windows-server-2012-how-to-add-an-account-to-a-local-administrator-group.aspx>

<http://technet.microsoft.com/en-us/library/cc772523.aspx>

[http://technet.microsoft.com/en-us/library/cc780182\(v=ws.10\).aspx](http://technet.microsoft.com/en-us/library/cc780182(v=ws.10).aspx)

<http://msdn.microsoft.com/en-us/library/bb897401.aspx>

QUESTION 24

Your network contains a production Active Directory forest named contoso.com and a test Active Directory forest named contoso.test. A trust relationship does not exist between the forests. In the contoso.test domain, you create a backup of a Group Policy object (GPO) named GPO1. You transfer the backup of GPO1 to a domain controller in the contoso.com domain. You need to create a GPO in contoso.com based on the settings of GPO1. You must achieve this goal by using the minimum amount of Administrative effort. What should you do?

A. From Windows PowerShell, run the Get- GPO cmdlet and the Copy- GPO cmdlet.

B. From Windows PowerShell, run the New- GPO cmdlet and the Import- GPO cmdlet.

- C. From Group Policy Management, create a new starter GPO. Right-click the new starter GPO, and then click Restore from Backup.
- D. From Group Policy Management, right-click the Group Policy Objects container, and then click Manage Backups.

Correct Answer: B

Section: (none)

Explanation

Explanation/Reference:

Why not D?

You can also restore GPOs. This operation takes a backed-up GPO and restores it to the same domain from which it was backed up. You cannot restore a GPO from backup into a domain different from the GPO's original domain.

A. Copy-GPO requires domain trust / copy from one domain to another domain within the same forest.

B. The Import-GPO cmdlet imports the settings from a GPO backup into a specified target GPO. The target GPO can be in a different domain or forest than that from which the backup was made and it does not have to exist prior to the operation.

C.

D: You can also restore GPOs. This operation takes a backed-up GPO and restores it to the same domain from which it was backed up. You cannot restore a GPO from backup into a domain different from the GPO's original domain.

The **New-GPO** cmdlet **creates a new GPO** with a specified name. By default, the newly created GPO is not linked to a site, domain, or organizational unit (OU).

The **Import-GPO** cmdlet **imports the settings from a GPO backup** into a specified target GPO. **The target GPO can be in a different domain or forest than that from which the backup was made** and it does not have to exist prior to the operation.

The **Restore-GPO** cmdlet **restores a GPO backup** to the original domain from which it was saved. **If the original domain is not available, or if the GPO no longer exists in the domain, the cmdlet fails.**

[http://technet.microsoft.com/en-us/library/cc781458\(v=WS.10\).aspx](http://technet.microsoft.com/en-us/library/cc781458(v=WS.10).aspx)

<http://technet.microsoft.com/en-us/library/hh967461.aspx>

<http://technet.microsoft.com/en-us/library/ee461050.aspx>

<http://technet.microsoft.com/en-us/library/ee461044.aspx>

<http://blogs.technet.com/b/askpfeplat/archive/2012/11/04/windows-server-2012-the-new-and-improved-group-policy-management-console.aspx>

QUESTION 25

Your network contains a server named Server1 that runs Windows Server 2012. Server1 has the Hyper-V server role installed. Server1 hosts four virtual machines named VM1, VM2, VM3, and VM4. Server1 is configured as shown in the following table.

Hardware component	Configuration
Processor	Eight quad-core CPUs that have non-uniform memory access (NUMA)
Memory	32 GB of RAM
Disk	Two local 4-TB disks
Network	Eight network adapters VMQ-supported PCI-SIG-supported

You install a network monitoring application on VM2. You need to ensure that all of the traffic sent to VM3 can be captured on VM2. What should you configure?

- A. NUMA topology
- B. Resource control

- C. resource metering
- D. virtual Machine Chimney
- E. the VLAN ID
- F. Processor Compatibility
- G. the startup order
- H. Automatic Start Action
- I. Integration Services
- J. Port mirroring
- K. Single-root I/O virtualization

Correct Answer: J

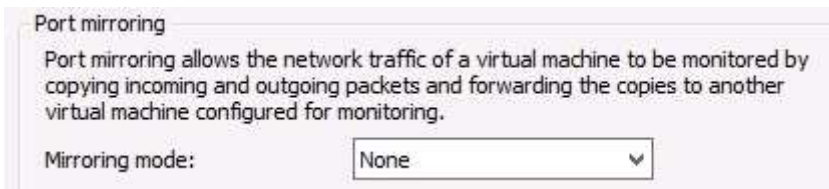
Section: (none)

Explanation

Explanation/Reference:

With Port Mirroring, traffic sent to or from a Hyper-V Virtual Switch port is copied and sent to a mirror port.

With Hyper-V Virtual Switch port mirroring, you can **select the switch ports that are monitored** as well as the **switch port that receives copies of all the traffic**



http://technet.microsoft.com/en-us/library/jj679878.aspx#bkmk_portmirror

QUESTION 26

Your network contains a server named Server1 that runs Windows Server 2012. Server1 has the Hyper-V server role installed. Server1 hosts four virtual machines named VM1, VM2, VM3, and VM4. Server1 is configured as shown in the following table.

Hardware component	Configuration
Processor	Eight quad-core CPUs that have non-uniform memory access (NUMA)
Memory	32 GB of RAM
Disk	Two local 4-TB disks
Network	Eight network adapters VMQ-supported PCI-SIG-supported

You plan to schedule a complete backup of Server1 by using Windows Server Backup. You need to ensure that the state of VM1 is saved before the backup starts. What should you configure?

- A. NUMA topology
- B. Resource control
- C. resource metering
- D. virtual Machine Chimney
- E. the VLAN ID
- F. Processor Compatibility
- G. the startup order
- H. Automatic Start Action
- I. Integration Services

- J. Port mirroring
- K. Single-root I/O virtualization

Correct Answer: I

Section: (none)

Explanation

Explanation/Reference:

What is the Hyper-V **Saved State**?

Some Hyper-V **virtual machines briefly go offline into a "Saved State" at the initial phase of a backup**. While the backup is running, they usually come back online after a couple of seconds.

Background Knowledge

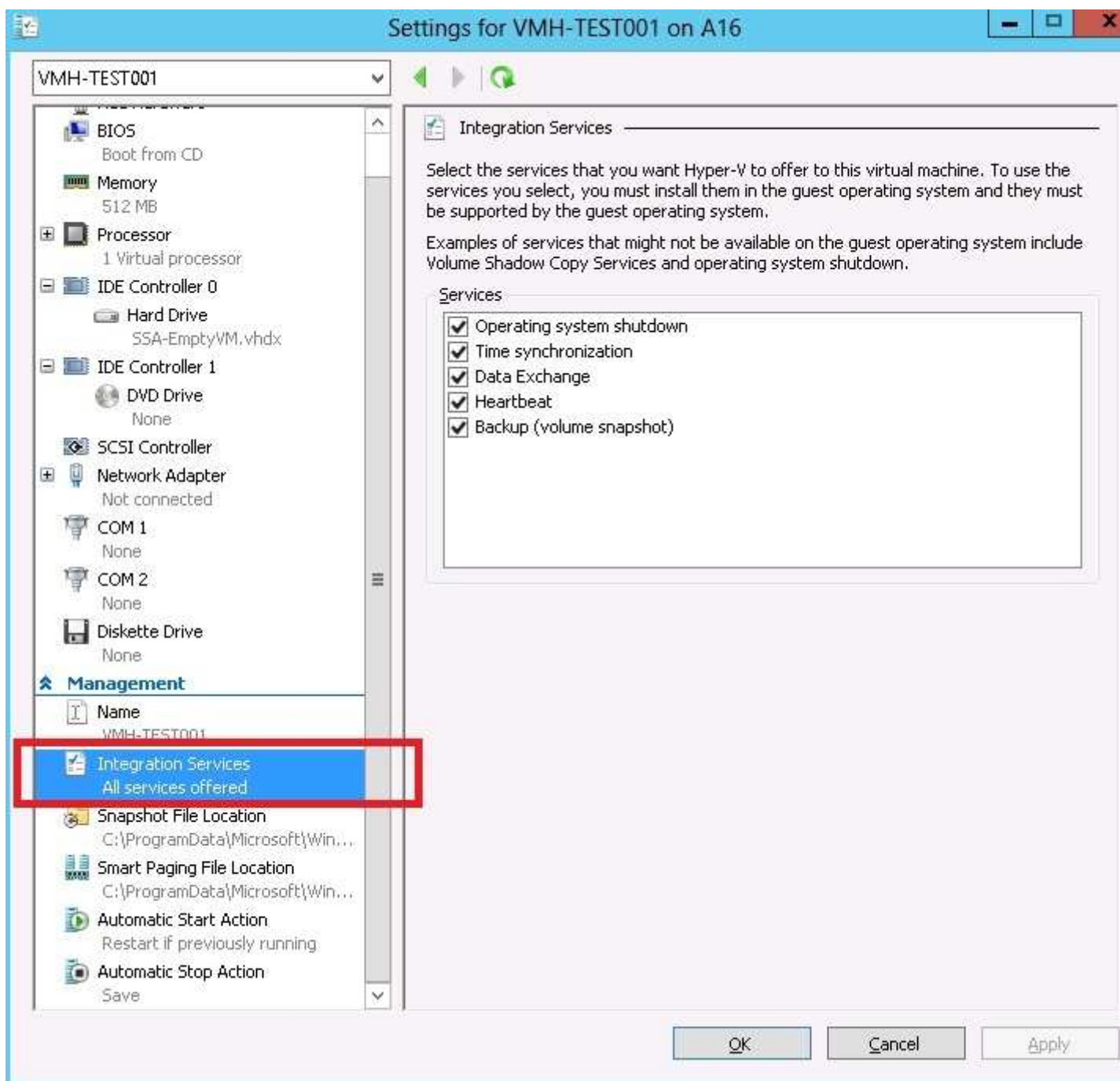
The decision to pull Hyper-V virtual machines offline into a Saved State is done solely within Hyper-V Management Services.

Backup software utilities have no way to force a live backup when Hyper-V determines it can't and shouldn't be done.

There are many factors that are considered by Hyper-V when it decides whether to take a VM offline or not, Hyper-V Live Backup Requirements:

To achieve zero downtime live backups of virtual machines, you need the following conditions met:

1. **The VM guest needs to have Integration Services installed, enabled, and running** (COM+ System Application Service, Distributed Transaction Coordinator Service, and Volume Shadow Copy Service). **Also review the VM settings in Hyper-V, the 'backup' option needs to be checked.**
2. All disks involved need to be formatted with NTFS, including the disks within the VM.
3. The Volume Shadow Copy Service and related VSS services need to be enabled and running.
4. The shadow copy storage space for each drive must be available to Hyper-V VSS Writer and be located at the same volume. For instance, the storage space for drive C: needs to be on drive C: itself, and so on. Use the VSSADMIN command from the command line to check the settings. (Use: vssadmin list shadowstorage / vssadmin resize shadowstorage)
5. Ensure the VMs are partitioned using 'basic disk' formatting. At the moment Hyper-V does not support live backup for VMs formatted using dynamic disk partitioning or GPT.
7. Ensure you have at least about 20% free space on each drive involved, such as the drive on the host and the VM's main system drive.
8. Ensure plenty of un-fragmented RAM is available on the host. If a machine is pulled into Saved State, Hyper-V may not be able to bring the VM back online if it can't allocate a continuous block of RAM. Note that there may be sufficient total RAM available but not enough to place a single block. You should therefore aim to keep at least 512 MB to 1 GB of RAM free when all VMs are powered up.



[http://msdn.microsoft.com/en-us/library/dd405549\(v=vs.85\).aspx](http://msdn.microsoft.com/en-us/library/dd405549(v=vs.85).aspx)
<http://backupchain.com/Understanding-Saved-State-Hyper-V-Backup.html>

QUESTION 27

Your network contains a server named Server1 that runs Windows Server 2012. Server1 has the Hyper-V server role installed. Server1 hosts four virtual machines named VM1, VM2, VM3, and VM4. Server1 is configured as shown in the following table.

Hardware component	Configuration
Processor	Eight quad-core CPUs that have non-uniform memory access (NUMA)
Memory	32 GB of RAM
Disk	Two local 4-TB disks
Network	Eight network adapters VMQ-supported PCI-SIG-supported

VM3 is used to test applications. You need to prevent VM3 from synchronizing its clock to Server1. What should you configure?

- A. NUMA topology
- B. Resource control
- C. resource metering
- D. virtual Machine Chimney
- E. the VLAN ID
- F. Processor Compatibility
- G. the startup order
- H. Automatic Start Action
- I. Integration Services
- J. Port mirroring
- K. Single-root I/O virtualization

Correct Answer: I

Section: (none)

Explanation

Explanation/Reference:

By default when you install the Integration Services/Components you get time synchronization with the host OS, here is how to disable ongoing time synchronization.

When you install the integration services/components in Hyper-V virtual machine you get a set of services installed and enabled by default.

Operating system shutdown

Time synchronization

Data exchange

heartbeat

Backup via VSS

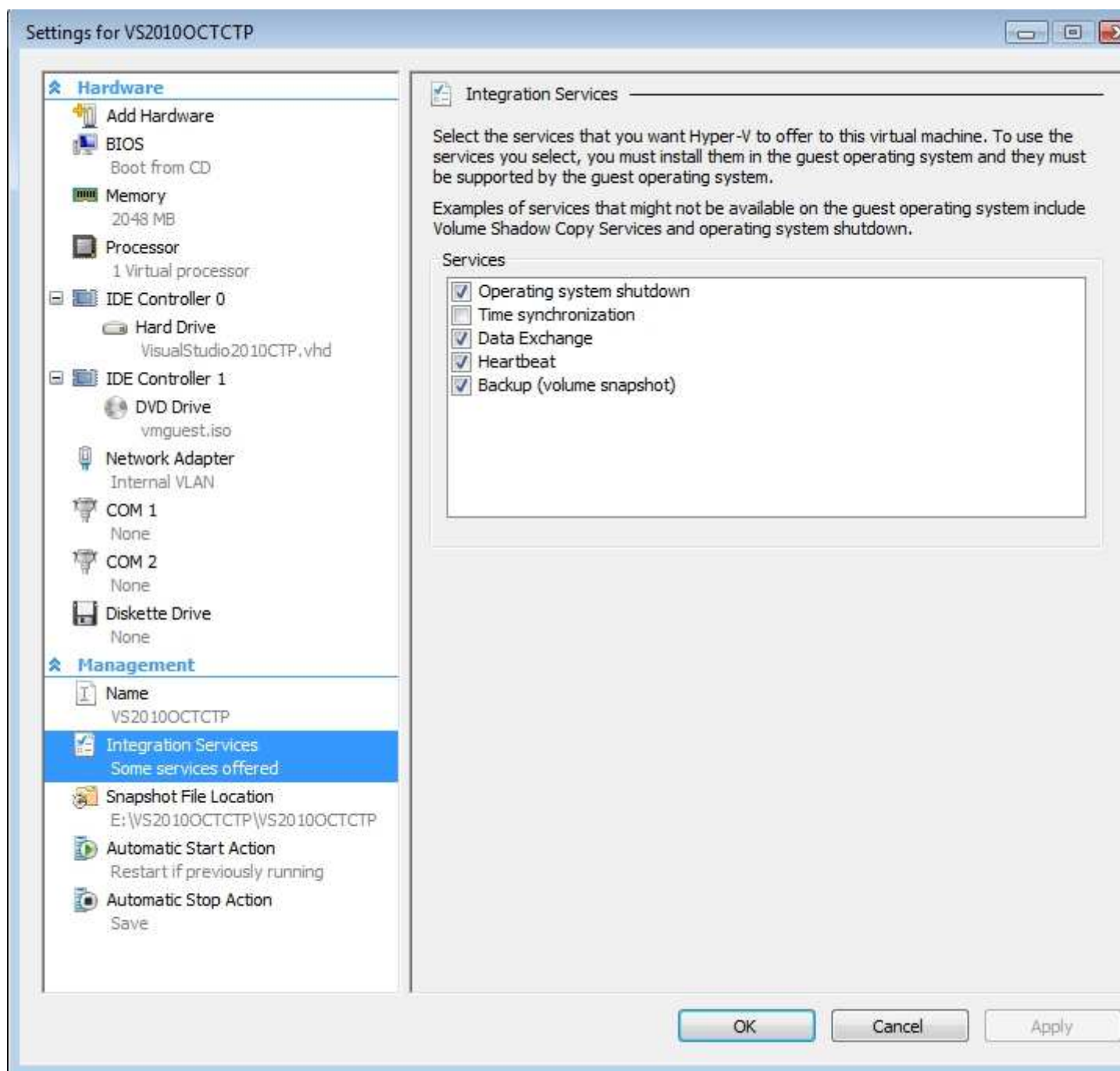
If you do not want the virtual machine to continuously synch its time to the Hyper-V host using the integration service, you can disable the integration service from the Hyper-V manager.

Open up the settings for the VM

Under Management, highlight the Integration Services option and you will get a list of the Integration Services installed and enabled

Uncheck the Time Synchronization service and press Apply.

The virtual machine will now not sync its time with the Hyper-V host **on a continuous basis....BUT it will always sync once at power on. This is required to boot strap the timer inside the virtual machine**



<http://www.virtualizationadmin.com/kbase/VirtualizationTips/ServerVirtualization/MicrosoftHyper-VTips/PerformanceandScalability/DisablingTimeSyncinaVM.html>
<http://blogs.technet.com/b/virtualization/archive/2008/08/29/backing-up-hyper-v-virtual-machines.aspx>

QUESTION 28

Your network contains a server named Server1 that runs Windows Server 2012. Server1 has the Hyper-V server role installed. Server1 hosts four virtual machines named VM1, VM, VM3, and VM4. Server1 is configured as shown in the following table.

Hardware component	Configuration
Processor	Eight quad-core CPUs that have non-uniform memory access (NUMA)
Memory	32 GB of RAM
Disk	Two local 4-TB disks
Network	Eight network adapters VMQ-supported PCI-SIG-supported

You need to configure VM4 to track the CPU, memory, and network usage. What should you configure?

- A. NUMA topology
- B. Resource control
- C. resource metering
- D. Virtual Machine Chimney
- E. the VLAN ID
- F. Processor Compatibility
- G. the startup order
- H. Automatic Start Action
- I. Integration Services
- J. Port mirroring
- K. Single-root I/O virtualization

Correct Answer: C

Section: (none)

Explanation

Explanation/Reference:

Metrics collected for each virtual machine using resource metering:

- Average CPU usage, measured in megahertz over a period of time.
- Average physical memory usage, measured in megabytes.
- Minimum memory usage (lowest amount of physical memory).
- Maximum memory usage (highest amount of physical memory).
- Maximum amount of disk space allocated to a virtual machine.
- Total incoming network traffic, measured in megabytes, for a virtual network adapter.
- Total outgoing network traffic, measured in megabytes, for a virtual network adapter.

You can now track and gather data about physical processor, memory, storage, and network usage by specific virtual machines.

What's New in Hyper-V?

Resource metering. You can now track and gather data about physical processor, memory, storage, and network usage by specific virtual machines.

What value does this change add?

You can determine the resource usage of specific virtual machines. You can use this data to perform capacity planning, to monitor consumption by different business units or customers, or to capture data needed to help redistribute the costs of running a workload.

What works differently?

You can configure a virtual machine to measure the physical processor, memory, storage, and network usage, and then measure the usage periodically.

You cannot get true performance monitoring of a VM by running Performance Monitor or Task Manager from within a guest OS. In fact, you can't even get true accurate monitoring on the management OS using the normal metrics.

You should use either PerfMon or Longman.exe from the Management OS to monitor the Hyper-V counter

objects.

Resource Metering is a powerful new feature in Hyper-V 2012. It allows Hyper-V host administrators to track the compute resources a given VM or set of VMs uses over time.

The information collected includes the average **CPU** and **memory** usage, the minimum and maximum memory usage, the maximum amount of disk space used, and the **total incoming and outgoing network traffic** for the VMs virtual network adapters.

Once enabled, these metrics are gathered automatically and remain associated with the VM even if it is migrated.

http://technet.microsoft.com/en-us/library/hh831410.aspx#BKMK_resourcetering

<http://blogs.technet.com/b/meamcs/archive/2012/05/28/hyper-v-resource-metering-in-windows-server-2012-server-8-beta.aspx>

QUESTION 29

Your network contains a server named Server1 that runs Windows Server 2012. Server1 has the Hyper-V server role installed. Server1 hosts four virtual machines named VM1, VM2, VM3, and VM4. Server1 is configured as shown in the following table.

Hardware component	Configuration
Processor	Eight quad-core CPUs that have non-uniform memory access (NUMA)
Memory	32 GB of RAM
Disk	Two local 4-TB disks
Network	Eight network adapters VMQ-supported PCI-SIG-supported

You install Windows Server 2012 on VM2 by using Windows Deployment Services (WDS). You need to ensure that the next time VM2 restarts, you can connect to the WDS server by using PXE. Which virtual machine setting should you configure for VM2?

- A. NUMA topology
- B. Resource control
- C. Resource metering
- D. Virtual Machine Chimney
- E. The VLAN ID
- F. Processor Compatibility
- G. The startup order
- H. Automatic Start Action
- I. Integration Services
- J. Port mirroring
- K. Single-root I/O virtualization

Correct Answer: G

Section: (none)

Explanation

Explanation/Reference:

QUESTION 30

Your network contains an Active Directory domain named contoso.com. The domain contains two domain controllers. The domain controllers are configured as shown in the following table.

Name	Operating system	Operation master role
DC1	Windows Server 8	<ul style="list-style-type: none"> • Domain naming master • Schema master
DC2	Windows Server 2008 R2	<ul style="list-style-type: none"> • PDC emulator • RID master • Infrastructure master

In the perimeter network, you install a new server named Server1 that runs a Server Core Installation of Windows Server 8. You need to join Server1 to the contoso.com domain. What should you use?

- A. The New-ADComputer cmdlet
- B. The djoin.exe command
- C. The dsadd.exe command
- D. The Add-Computer cmdlet

Correct Answer: B

Section: (none)

Explanation

Explanation/Reference:

QUESTION 31

Your network contains an Active Directory forest that contains three domains. A group named Group1 is configured as a domain local distribution group in the forest root domain. You plan to grant Group1 read-only access to a shared folder named Share1. Share1 is located in a child domain.

You need to ensure that the members of Group1 can access Share1. What should you do first?

- A. Convert Group1 to a global distribution group.
- B. Convert Group1 to a universal security group.
- C. Convert Group1 to a universal distribution group.
- D. Convert Group1 to a domain local security group.

Correct Answer: B

Section: (none)

Explanation

Explanation/Reference:

- A. Distribution Groups only used for email
- B. **Universal can be used for any domain or forest**
- C. Distribution Groups only used for email
- D. Permissions can be assigned only within the same domain as the parent domain local group

Group scope Universal can be assigned permissions in any domain or forest.



[http://technet.microsoft.com/en-us/library/cc755692\(v=ws.10\).aspx](http://technet.microsoft.com/en-us/library/cc755692(v=ws.10).aspx)

QUESTION 32

Your network contains an Active Directory domain named contoso.com. All domain controllers run Windows Server 2008 R2. One of the domain controllers is named DC1. The network contains a member server named Server1 that runs Windows Server 8. You need to promote Server1 to a domain controller by using install from media (IFM). What should you do first?

- A. Create a system state backup of DC1.
- B. Create IFM media on DC1.
- C. Upgrade DC1 to Windows Server 2012.
- D. Run the Active Directory Domain Services Configuration Wizard on Server1.
- E. Run the Active Directory Domain Services Installation Wizard on DC1.

Correct Answer: C

Section: (none)

Explanation

Explanation/Reference:

A. Backs up system state data to be restored

B. ???

C. Only valid option. You could install ADDS role on Server 1 and run ADDS configuration wizard and add DC to existing domain

D. Need to add ADDS role first

E. Wrong server

Installation from media does not work across different operating system versions.

In other words, you must use a Windows Server 2012 domain controller to generate installation media to use for another Windows Server 2012 domain controller installation.

We can use the Install from media (IFM) option to install an Additional Domain Controller in an existing domain is the best option such as a branch office scenario where network is slow, unreliable and costly. IFM will minimize replication traffic during the installation because it uses restored backup files to populate the AD DS database. This will significantly reduce the amount of traffic copied over the WAN link.

Things to remember:

If you are deploying your first Domain Controller in the domain, you cannot use IFM.

The OS will need to match the IFM media. (If you create a 2008 R2 IFM, promote a 2008 R2 DC)

If you are creating a DC that will be a Global Catalog Server, create your IFM on a Global Catalog Server.

If you are creating a DC that will be a DNS Server, create your IFM on a DNS Server.

If you want to copy the SYSVOL, the DC on which you generate the installation media and the new DC must be at least running Windows Server 2008 with Service Pack 2 or Windows Server 2008 R2.

Membership of the Domain Admins group is the minimum required to complete IFM.

<http://www.brandonlawson.com/active-directory/deploying-domain-controllers-with-install-from-media-ifm/>

<http://technet.microsoft.com/en-us/library/jj574166.aspx>

<http://technet.microsoft.com/en-us/library/cc770654%28v=ws.10%29.aspx>

<http://technet.microsoft.com/en-us/library/jj574134.aspx>

Media used by the IFM option is created with Windows Server Backup or Ntdsutil.exe from another existing Windows Server 2012 computer only

You cannot use a Windows Server 2008 R2 or previous operating system to create media for a Windows Server 2012 domain controller.

QUESTION 33

Your network contains an Active Directory domain named contoso.com. The domain contains 100 servers. The servers are contained in an organizational unit (OU) named ServersOU. You need to create a group named Group1 on all of the servers in the domain. You must ensure that Group1 is added only to the servers. What should you configure?

- A. a Local Users and Groups preferences setting in a Group Policy linked to the Domain Controllers
- B. a Restricted Groups setting in a Group Policy linked to the domain

- C. a Local Users and Groups preferences setting in a Group Policy linked to ServersOU
- D. a Restricted Groups setting in a Group Policy linked to ServersOU

Correct Answer: C

Section: (none)

Explanation

Explanation/Reference:

- A. This would add the group to the wrong OU
- B. This would effect the whole domain and would effect member of the group
- C. **allows you to centrally manage local users and groups on domain member computers and is this is the correct OU for the GPO change**
- D. Restricted Groups defines what member or groups should exist as part of a group

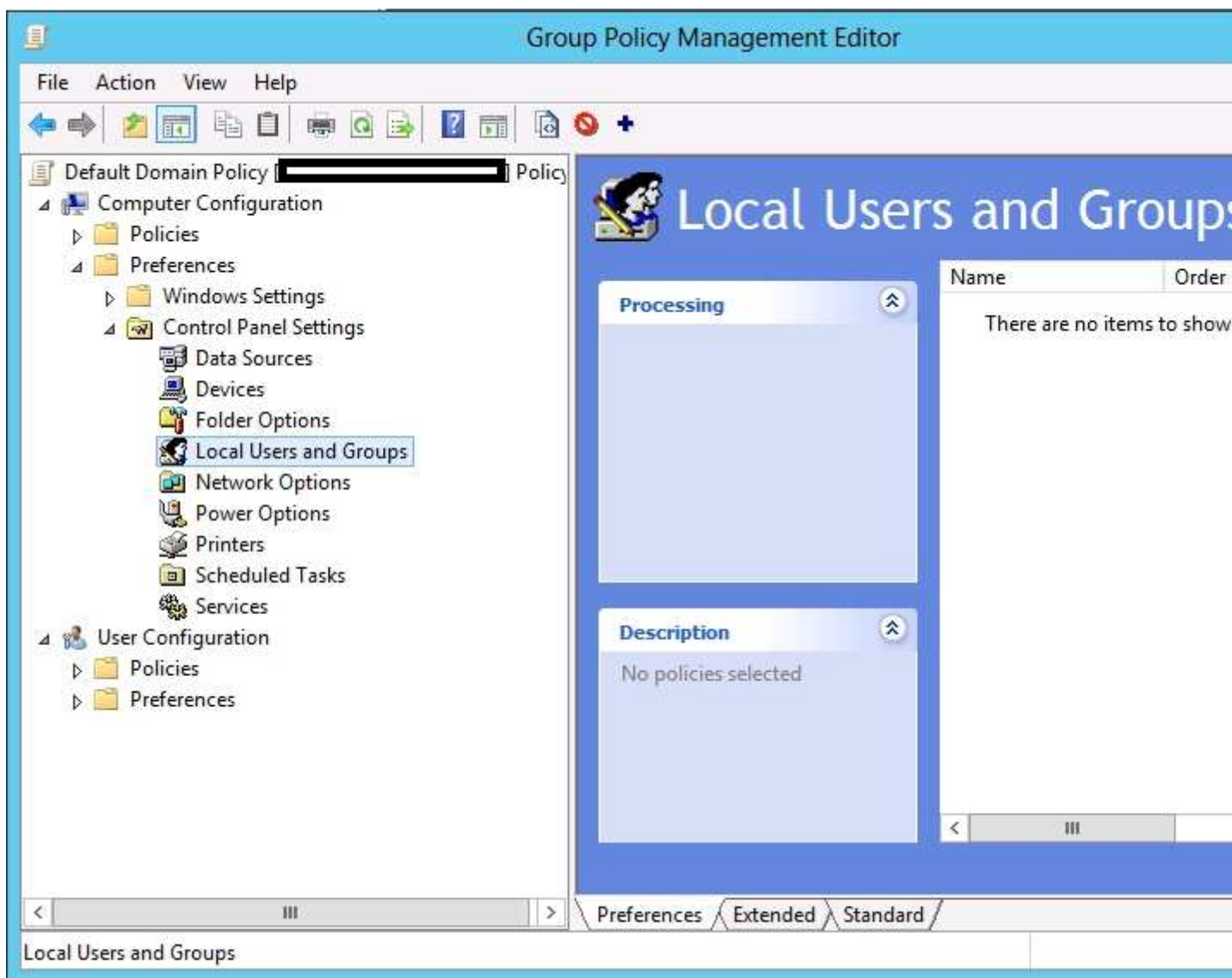
Why use **Group Policy preferences**?

Unlike Group Policy settings, which apply to both local computer policy and Active Directory policy, Group Policy preferences only apply to Active Directory policy. You use preferences to configure many areas of the OS, including:

- System devices, such as USB ports, floppy drives and removable media
- Network shares and mapping network shares to drive letters
- System and user environment variables

User and group accounts for the local computer

- VPN and dial-up networking connections
- Printer configuration and mapping
- Registry settings, schedule tasks and system services
- Settings for Folder Options, Internet Options and Regional and Language Options
- Settings for power schemes and power management
- Start Menu properties and menu items



<http://www.grouppolicy.biz/2010/01/how-to-use-group-policy-preferences-to-secure-local-administrator-groups/>
<http://technet.microsoft.com/en-us/magazine/hh848751.aspx>
<http://technet.microsoft.com/en-us/library/cc957640.aspx>
<http://technet.microsoft.com/en-us/library/cc731972.aspx>

QUESTION 34

Your network contains an Active Directory domain named adatum.com. The domain contains three domain controllers. The domain controllers are configured as shown in the following table.

Name	Operating system	Additional server roles
DC1	Windows Server 2008 R2	DNS Server
DC2	Windows Server 2012	DNS Server
DC3	Windows Server 2012	None

DC3 loses network connectivity due to a hardware failure. You plan to remove DC3 from the domain. You log on to DC3. You need to identify which service location (SRV) records are registered by DC3. What should you do?

- A. Open the %windir%\system32\config\netlogon.dns file.
- B. Run dcdiag /test:dns.
- C. Open the %windir%\system32\dns\backup\adatum.com.dns file.
- D. Run ipconfig /displaydns.

Correct Answer: A

Section: (none)

Explanation

Explanation/Reference:

A. **Netlogon service creates a log file that contains all the locator resource records and places the log file in the following location:**

B. Analyzes the state of domain controllers in a forest or enterprise and reports any problems to help in troubleshooting.

C. dns backup file

D. used to display current resolver cache content

You can verify SRV locator resource records by viewing **netlogon.dns**, located in the **%systemroot%\System32\Config** folder.

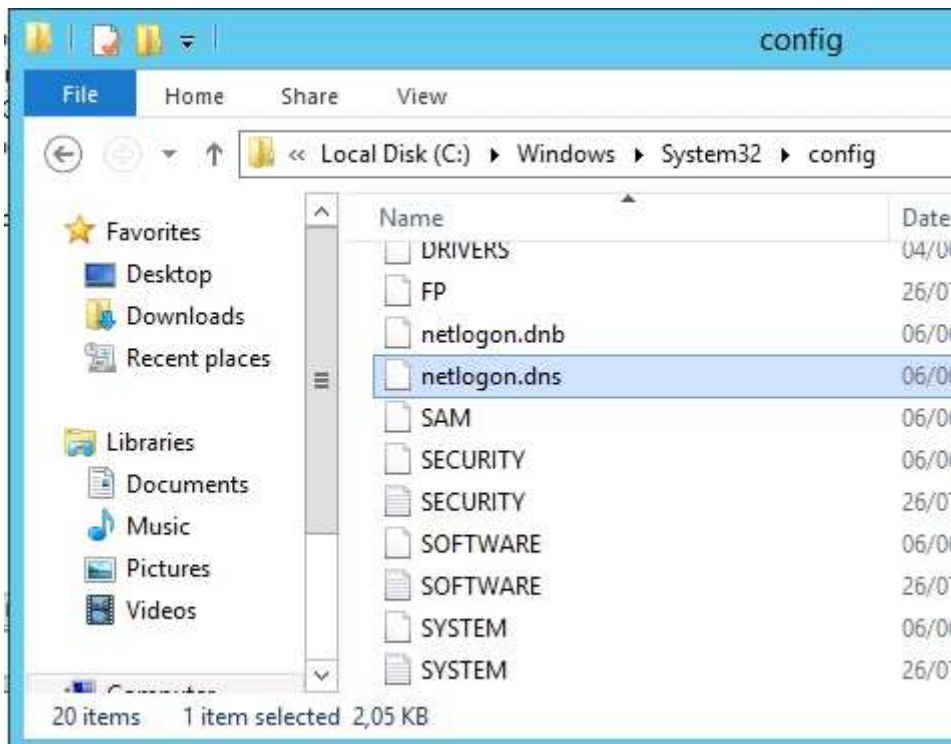
The SRV record is a Domain Name System (DNS) resource record that is used to identify computers that host specific services.

SRV resource records are used to locate domain controllers for Active Directory.

You can use Notepad, to view this file.

The first record in the file is the domain controller's Lightweight Directory Access Protocol (LDAP) SRV record. This record should appear similar to the following:

_ldap._tcp.Domain_Name



<http://support.microsoft.com/kb/816587/en-us>

<http://technet.microsoft.com/en-us/library/cc959303.aspx>

[http://technet.microsoft.com/en-us/library/cc731968\(v=ws.10\).aspx](http://technet.microsoft.com/en-us/library/cc731968(v=ws.10).aspx)

QUESTION 35

Your network contains an Active Directory domain named adatum.com. The domain contains several thousand member servers that run Windows Server 2012. All of the computer accounts for the member servers are in an organizational unit (OU) named Servers Accounts. Servers are restarted only occasionally. You need to identify which servers were restarted during the last two days. What should you do?

A. Run `dsquery computer` and specify the `-staiepwdpara` meter.

B. Run `Get-ADComputer` and specify the `SearchScope` parameter.

- C. Run Get-ADComputer and specify the lastlogon property.
- D. Run dsquery server and specify the -op parameter.

Correct Answer: C

Section: (none)

Explanation

Explanation/Reference:

A. dsquery computer -stalepwd number_of_days - Searches for all computers that have not changed their password for the specified number_of_days.

B. dsquery server -o {dn | rdn | samid} - Specifies the format in which the list of entries found by the search will be displayed: dn distinguished name of each entry, default; rdn relative distinguished name of each entry; samid SAM account name of each entry computer group server user; upn user principal name of each entry user

C. **Gets one or more Active Directory computers lastLogondate should be used**

D. SearchScope specifies the scope of an Active Directory search. Possible values for this parameter are: Base or 0; OneLevel or 1; Subtree or 2 - A Base query searches only the current path or object. A OneLevel query searches the immediate children of that path or object. A Subtree query searches the current path or object and all children of that path or object.

```
PS C:\Users\Administrator> Get-ADComputer "virtual1" -Properties lastlogondate

DistinguishedName : CN=VIRTUAL1,OU=Domain Controllers,DC=home,DC=local
DNSHostName       : VIRTUAL1.home.local
Enabled           : True
LastLogonDate     : 24/05/2013 12:30:56
Name              : VIRTUAL1
ObjectClass       : computer
ObjectGUID        : de82d75f-cd19-4375-8fb4-99f40346cc1f
SamAccountName    : VIRTUAL1$
SID               : S-1-5-21-2989798344-3119567090-1032568254-1003
UserPrincipalName :
```

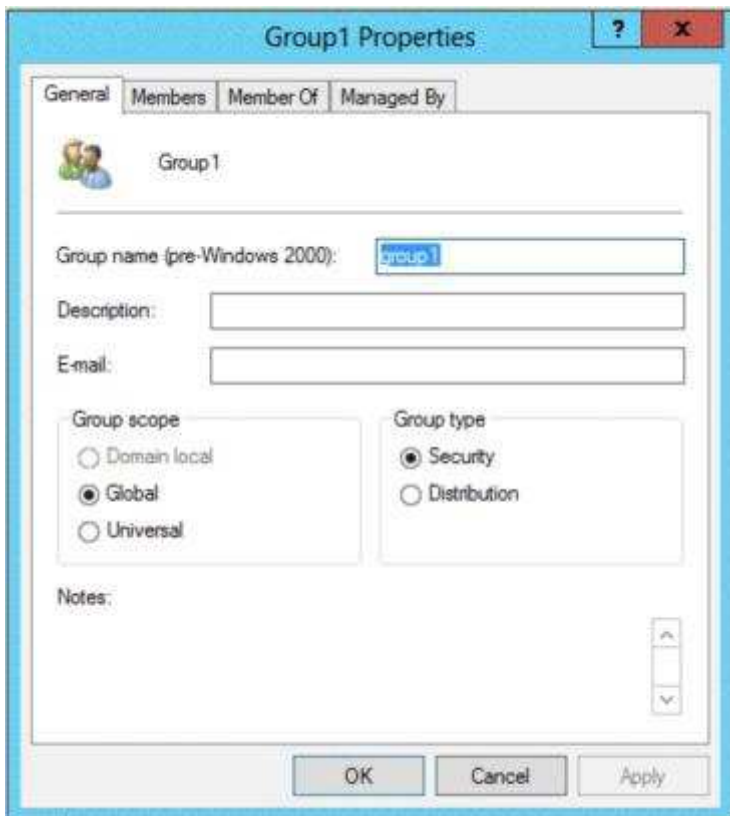
<http://technet.microsoft.com/en-us/library/ee617192.aspx>

[http://technet.microsoft.com/en-us/library/cc732952\(v=ws.10\).aspx](http://technet.microsoft.com/en-us/library/cc732952(v=ws.10).aspx)

QUESTION 36

Your network contains an Active Directory domain named contoso.com. You log on to a domain controller by using an account named Admin1. Admin1 is a member of the Domain Admins group.

You view the properties of a group named Group1 as shown in the exhibit. (Click the Exhibit button.)



Group1 is located in an organizational unit (OU) named OU1. You need to ensure that you can modify the Security settings of Group1 by using Active Directory Users and Computers. What should you do from Active Directory Users and Computers?

- A. From the View menu, select Users, Contacts, Groups, and Computers as containers.
- B. Right-click OU1 and select Delegate Control.
- C. From the View menu, select Advanced Features.
- D. Right-click contoso.com and select Delegate Control.

Correct Answer: C

Section: (none)

Explanation

Explanation/Reference:

From ADUC select view toolbar then select advanced features

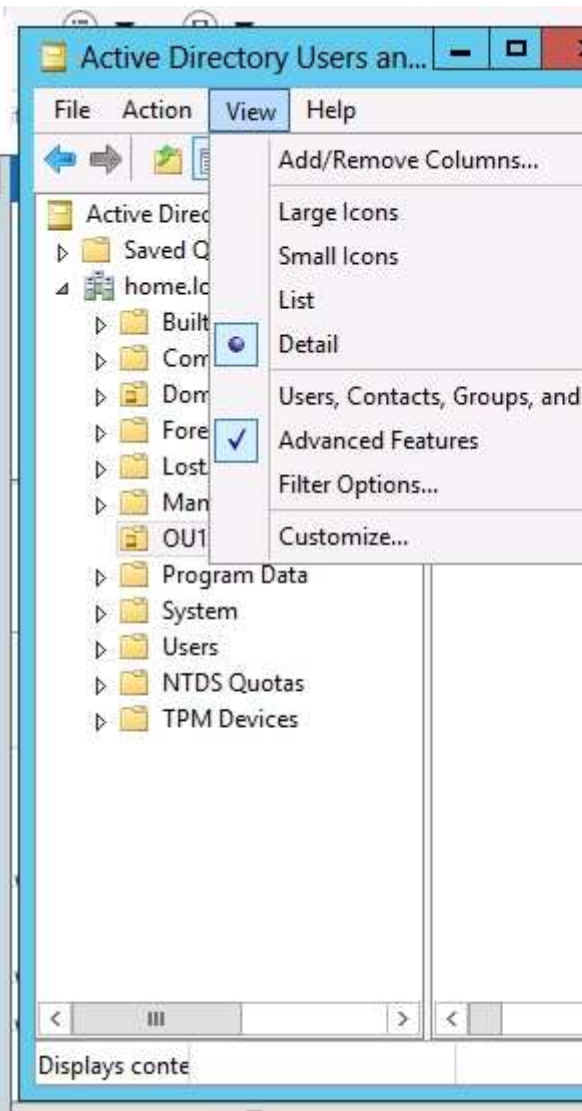
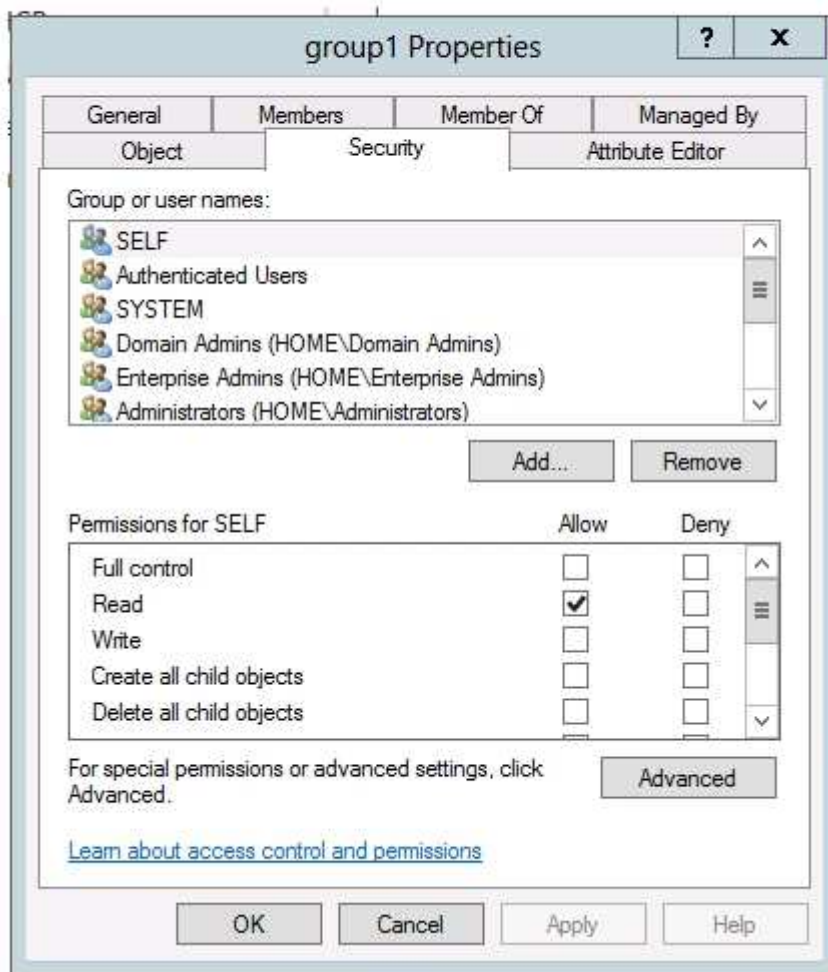
When you open up the ADUC in a default installation of Active Directory, you are only presented with the basic containers.

These basic containers include the only organizational unit (OU), which is the Domain Controllers OU, as well as the other containers such as Users and Computers.

To see more in-depth containers, you need to configure the ADUC by **going to the View option on the toolbar, then selecting Advanced Features**.

This will refresh the view within the ADUC and add some new containers. There are no hidden (or Advanced) OUs that will show up when you configure the ADUC in this way.

Viewing ADUC Advanced Settings:



<http://searchwindowsserver.techtarget.com/tip/Viewing-advanced-settings-in-Active-Directory-Users-and-Computers>

QUESTION 37

Your network contains an Active Directory domain named contoso.com. The domain contains two domain controllers named DC1 and DC2. You install Windows Server 2012 on a new computer named DC3. You need to manually configure DC3 as a domain controller. Which tool should you use?

- A. Server Manager
- B. winrm.exe
- C. Active Directory Domains and Trusts
- D. dcpromo.exe

Correct Answer: A

Section: (none)

Explanation

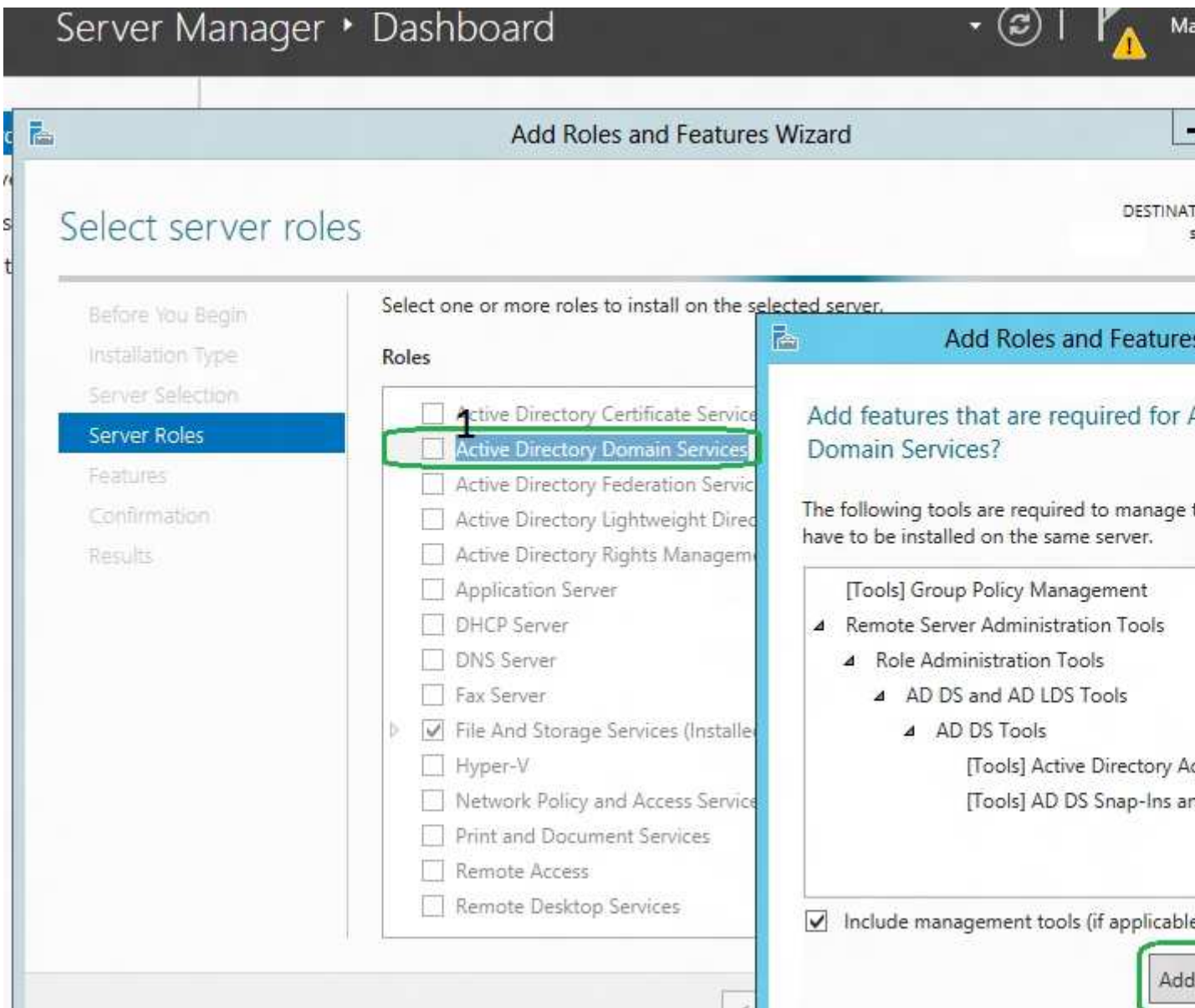
Explanation/Reference:

A. using the Add Roles Wizard in Server Manager, followed by the Active Directory Domain Services Configuration Wizard

B. winrm is the server side service for remote management

C. used for trust between multiple domains

D. Dcpromo.exe has been deprecated. In Windows Server 2012, if you run dcpromo.exe (without any parameters) from a command prompt, you receive a message directing you to Server Manager



http://technet.microsoft.com/en-us/library/hh472162.aspx#BKMK_GUI

<http://technet.microsoft.com/en-us/library/dd163506.aspx>

<http://technet.microsoft.com/en-us/library/hh831568.aspx>

QUESTION 38

You have a server named Server1 that runs Windows Server 2012. You need to remove Windows Explorer, Windows Internet Explorer, and all related components and files from Server1. What should you run on Server1?

- A. Uninstall-WindowsFeature Server-Gui-Mgmt-Infra Remove
- B. Uninstall-WindowsFeature Server-Gui-Shell -Remove
- C. `msiexec.exe /uninstall iexplore.exe /x`
- D. `msiexec.exe /uninstall explorer.exe /x`

Correct Answer: B

Section: (none)

Explanation

Explanation/Reference:

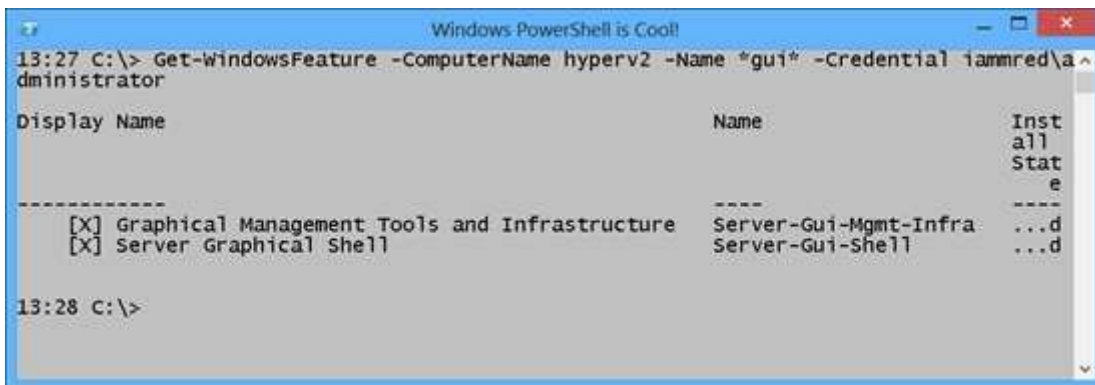
- A. Would be a server core install
- B. **No IE or taskbar, explorer or control panel**
- C. Would leave components
- D. Would leave components

In Windows Server 2012, you can remove the Server Graphical Shell, resulting in the “Minimal Server Interface”.

This is similar to a Server with a GUI installation, but Internet Explorer 10, Windows Explorer, the desktop, and the Start screen are not installed.

Microsoft Management Console (MMC), Server Manager, and a subset of Control Panel **are still present**.

If the server has a full installation of Windows Server, and I need to **bring the server down to minimal server interface**, I only need to **remove the Server-GUI-Shell**.



[http://technet.microsoft.com/en-us/library/hh831786\(v=ws.11\).aspx](http://technet.microsoft.com/en-us/library/hh831786(v=ws.11).aspx)

QUESTION 39

You have a server that runs Windows Server 2012. The server contains the disks configured as shown in the following table.

Disk name	Partition table type	Disk storage type	Unallocated disk space
Disk 0	GPT	Dynamic	2 TB
Disk 1	MBR	Basic	4 TB
Disk 2	GPT	Dynamic	4 TB
Disk 3	GPT	Dynamic	4 TB
Disk 4	MBR	Basic	2 TB

You need to create a volume that can store up to 3 TB of user files. The solution must ensure that the user files are available if one of the disks in the volume fails. What should you create?

- A. a mirrored volume on Disk 1 and Disk 4
- B. a mirrored volume on Disk 1 and Disk 3
- C. a RAID-S volume on Disk 1, Disk 2 , and Disk 3
- D. a spanned volume on Disk 0 and Disk 4

Correct Answer: B

Section: (none)

Explanation

Explanation/Reference:

I believe it should be disk 2 and 3

A mirrored volume provides an identical twin of the selected volume. All data written to the mirrored volume is written to both volumes, which results in disk capacity of only 50 percent.

Any volume can be mirrored, including the system and boot volumes. The disk that you select for the shadow volume does not need to be identical to the original disk in size, or in its number of tracks and

cylinders. This means that you do not have to replace a failed disk with an identical model. The unused area that you select for the shadow volume cannot be smaller than the original volume. If the area that you select for the shadow volume is larger than the original, the extra space on the shadow disk can be configured as another volume.

Dynamic disks provide features that basic disks do not, such as the ability to create volumes that span multiple disks (spanned and striped volumes) and the ability to **create fault-tolerant volumes** (mirrored and RAID-5 volumes).

The following operations can be performed only on dynamic disks:

Create and delete simple, spanned, striped, mirrored, and RAID-5 volumes.

Extend a simple or spanned volume.

Remove a mirror from a mirrored volume or break the mirrored volume into two volumes.

Repair mirrored or RAID-5 volumes.

Reactivate a missing or offline disk.

- You need at least two dynamic disks to create a mirrored volume.
- Mirrored volumes are fault tolerant and use RAID-1, which provides redundancy by creating two identical copies of a volume.
- Mirrored volumes cannot be extended.
- Both copies (mirrors) of the mirrored volume share the same drive letter.



<http://technet.microsoft.com/en-us/library/cc779765%28v=ws.10%29.aspx>

<http://msdn.microsoft.com/en-us/library/windows/desktop/aa363785%28v=vs.85%29.aspx>

<http://technet.microsoft.com/en-us/library/cc938487.aspx>

QUESTION 40

You have a server named Core1 that has a Server Core Installation of Windows Server 2012. Core1 has the Hyper-V server role installed. Core1 has two network adapters from different third-party hardware vendors. You need to configure network traffic failover to prevent connectivity loss if a network adapter fails. What should you use?

- A. New-NetSwitchTeam
- B. Add-NetSwitchTeamMember
- C. Install-Feature
- D. netsh.exe

Correct Answer: A

Section: (none)

Explanation

Explanation/Reference:

A. **Creates a new switch team**

B. Adds a network adapter member to an existing switch team

C. Not a valid cmdlet

D. Network shell (netsh) is a command-line utility that allows you to configure and display the status of various network communications server role

Detailed Description

The **New-NetSwitchTeam** cmdlet creates a new switch team. A switch team must have a name for the team and must be

<http://technet.microsoft.com/en-us/library/jj553814.aspx>
[http://technet.microsoft.com/en-us/library/jj553811\(v=wps.620\).aspx](http://technet.microsoft.com/en-us/library/jj553811(v=wps.620).aspx)
[http://technet.microsoft.com/en-us/library/cc725935\(v=ws.10\).aspx](http://technet.microsoft.com/en-us/library/cc725935(v=ws.10).aspx)

QUESTION 41

You have a server named Server1 that runs **Windows Server 8**.

You connect three new hard disks to Server1.

You need to create a storage space that contains the three disks.

The solution must meet the following requirements:

- Provide fault tolerance if a single disk fails.
- Maximize the amount of files that can be stored in the storage space.

What should you create?

- A. A simple space
- B. A spanned volume
- C. A mirrored space
- D. A parity space

Correct Answer: D

Section: (none)

Explanation

Explanation/Reference:

QUESTION 42

You perform a Server Core Installation of Windows Server 2012 on a server named Server1. You need to add a graphical user interface (GUI) to Server1. Which tool should you use?

- A. The setup.exe command
- B. The dism.exe command
- C. The imagex.exe command
- D. The Add-WindowsPackage cmdlet

Correct Answer: B

Section: (none)

Explanation

Explanation/Reference:

The DISM command is called by the Add-WindowsFeature command. Here is the syntax for DISM:
Dism /online /enable-feature /featurename:ServerCore-FullServer /featurename:Server-Gui-Shell
/featurename:Server-Gui-Mgmt

```
Administrator: Windows PowerShell

The DISM log file can be found at C:\Windows\Logs\DISM\dism.log
PS C:\w2012> Dism /Mount-Image /ImageFile:C:\w2012\image\install.wim /index:4 /MountDir:C:\w2012\MountPoint /ReadOnly

Deployment Image Servicing and Management tool
Version: 6.2.9200.16384

Mounting image
[=====100.0%=====]
The operation completed successfully.
PS C:\w2012> Dism /online /enable-feature /featurename:Server-Gui-Mgmt /featurename:Server-Gui-Shell /featurename:ServerCore-FullServer /source:c:\w2012\MountPoint\windows\winsxs

Deployment Image Servicing and Management tool
Version: 6.2.9200.16384

Image Version: 6.2.9200.16384

Enabling feature(s)
[=====100.0%=====]
The operation completed successfully.
Restart Windows to complete this operation.
Do you want to restart the computer now? (Y/N)
```

QUESTION 43

You have a server named Server1 that runs Windows Server 2012. Server1 has five network adapters. Three of the network adapters are connected to a network named LAN1. The two other network adapters are connected to a network named LAN2. You need to create a network adapter team from the three network adapters connected to LAN 1. Which tool should you use?

- A. Routing and Remote Access
- B. Network and Sharing Center
- C. Server Manager
- D. Network Load Balancing Manager

Correct Answer: C

Section: (none)

Explanation

Explanation/Reference:

Server Manager ▸ All Servers

SERVERS
All servers | 2 total

Filter

Server Name	IPv4 Address
computer-3	-

SERVER

- Add Roles and Features
- Shut Down Local Server
- Computer Management
- Remote Desktop Connection
- Windows PowerShell
- Configure NIC Teaming**
- Configure Windows Automatic Feedback
- Hyper-V Manager
- RD Licensing Diagnoser
- Manage As ...
- Start Performance Counters
- Refresh
- Copy

EVENTS
All events | 22 total

Filter

Server Name	ID
SERVER	16040

NIC Teaming

SERVERS
All Servers | 1 total

Name	Status	Server Type	Teams
SERVER	Online	Physical	1

TEAMS
All Teams | 1 total

TASKS ▼

Team	Status	Teaming Mode	Load Balancing	Adapters
MyTeam1	OK	Static Teaming	Address Hash	2

ADAPTERS AND INTERFACES

Network Adapters | Team Interfaces

Adapter

- Available to be added to a
- vEthernet (Internal Network 2)
- vEthernet (Internal Network 3)**
- vEthernet (Realtek PCIe GBE Family Control
- MyTeam1 (2)
- Ethernet 3
- Ethernet 4

<http://technet.microsoft.com/en-us/library/hh831648.aspx>

QUESTION 44

Your company's security policy states that all of the servers deployed to a branch office must not have the graphical user interface (GUI) installed. In a branch office, a support technician installs a server with a GUI installation of Windows Server 2012 on a new server, and then configures the server as a DHCP server. You need to ensure that the new server meets the security policy. You want to achieve this goal by using the minimum amount of Administrative effort. What should you do?

- A. Reinstall Windows Server 2012 on the server.
- B. From Windows PowerShell, run `Uninstall-WindowsFeature Desktop-Experience`.
- C. From Windows PowerShell, run `Uninstall-WindowsFeature PowerShell-ISE`.
- D. From Server Manager, uninstall the User Interfaces and Infrastructure feature.

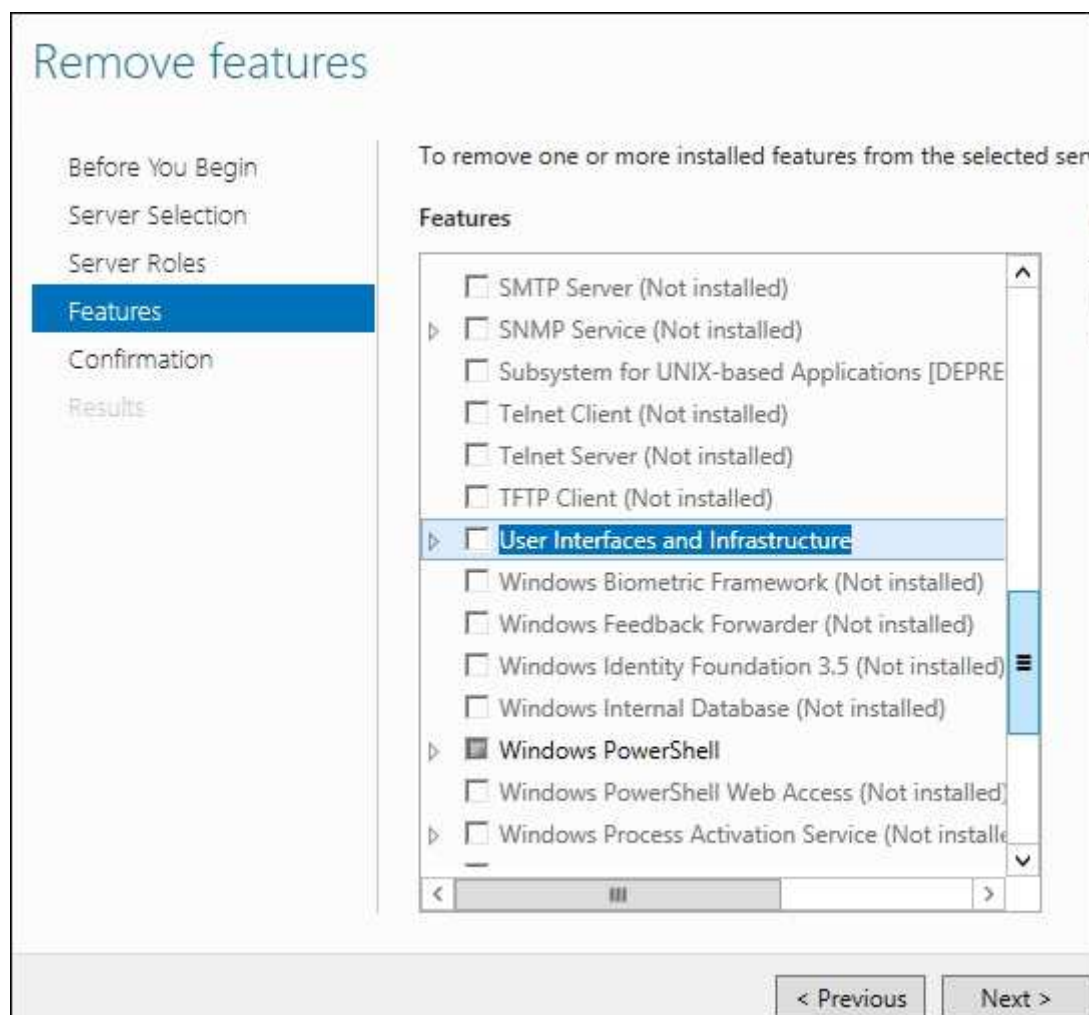
Correct Answer: D

Section: (none)

Explanation

Explanation/Reference:

- A. Not least effort
- B. Uninstalls desktop experience not the full GUI
- C. Uninstalls the powershell ISE
- D. **Least effort and removes full GUI**



<http://www.howtogeek.com/111967/how-to-turn-the-gui-off-and-on-in-windows-server-2012/>
<http://technet.microsoft.com/en-us/library/cc772567.aspx>
http://blogs.technet.com/b/server_core/archive/2012/05/09/configuring-the-minimal-server-interface.aspx

QUESTION 45

Your network contains three servers. The servers are configured as shown in the following table.

Server name	CPU type	Operating system	Installation type
Server1	x86	32-bit Windows Server 2008 Service Pack 2 (SP2)	Full
Server2	X86	32-bit Windows Server 2008 Service Pack 2 (SP2)	Server Core
Server3	x64	64-bit Windows Server 2008 R2	Full

Your company plans to standardize all of the servers on Windows Server 8.
 You need to recommend an upgrade path for each server.
 The solution must meet the following requirements:
 Upgrade the existing operating system whenever possible.
 Minimize hardware purchases.
 Which upgrade path should you recommend for each server?
 To answer, drag the appropriate upgrade path to each server in the answer area. Each upgrade path may be used once, more than once, or not at all.

Select and Place:

Click here to enter text.	Answer Area
Clean installation on new hardware	Server1
Clean installation on existing hardware	Server2
Upgrade on existing hardware	Server3

Correct Answer:

Click here to enter text.	Answer Area
Clean installation on new hardware	Server1 Clean installation on new hardware
Clean installation on existing hardware	Server2 Clean installation on new hardware
Upgrade on existing hardware	Server3 Upgrade on existing hardware

Section: (none)

Explanation

Explanation/Reference:

Server1 not 64-bit processor
 Server2 not 64-bit processor
 Server3 64-bit processor, needs 2008 SP1

Upgrade Path Considerations:

There are upgrade paths to Windows Server 2012 from both Windows Server 2008 SP2 and Windows Server 2008 R2. The following table summarizes the available upgrade paths.

Upgrade Options	Windows Server 2012	Windows Server 2012
	Standard	Datacenter
Windows 2008 Standard/Enterprise with SP2 (x64)	Yes	Yes
Windows 2008 Datacenter with SP2 (x64)	No	Yes
Windows Web Server 2008	Yes	No
Windows 2008 R2 Standard or Enterprise with Sp1	Yes	Yes
Windows 2008 R2 Datacenter with Sp1	No	Yes
Windows Web Server 2008 R2	Yes	No

The same old rules still apply. In-place upgrades from 32-bit edition of Windows Server 2008, upgrades from one language to another, from one build type to another (chk to fre) are not supported. You also cannot perform an in-place upgrade from any pre-RTM builds of Windows Server 2012 (like the Release Preview build) to the RTM build. Depending on the role you are running, an upgrade would be blocked from being performed. As an example, having Failover Clustering as an added role in Windows 2008 R2 will block an upgrade.

<http://blogs.technet.com/b/askcore/archive/2012/10/23/upgrading-to-windows-server-2012-part-1.aspx>
<http://technet.microsoft.com/en-us/library/jj134246.aspx>

QUESTION 46

Your network contains a file server named Server1 that runs Windows Server 2012. All client computers run Windows 8. Server1 contains a folder named Folder1. Folder1 contains the installation files for the company's desktop applications. A network technician shares Folder1 as Share 1. You need to ensure that the share for Folder1 is not visible when users browse the network. What should you do?

- A. From the properties of Folder1, deny the List Folder Contents permission for the Everyone group.
- B. From the properties of Folder1, remove Share1, and then share Folder1 as Share1\$.
- C. From the properties of Folder1, configure the hidden attribute.
- D. From the properties of Share1, configure access-based enumeration.

Correct Answer: B

Section: (none)

Explanation

Explanation/Reference:

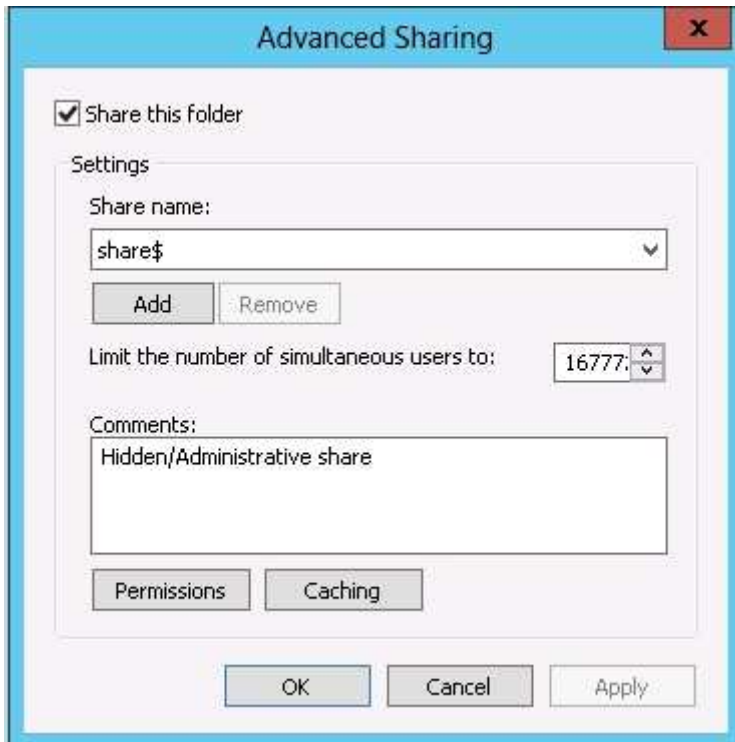
- A. Will deny everyone list of folder content
- B. **Remove share and re-add using \$ for Hidden/Administrative share**
- C. This will hide the physical folder
- D. lists only the files and folders to which they have access when browsing content on the file server

A hidden share is identified by a dollar sign (\$) at the end of the share name

Hidden shares are not listed when you look through the shares on a computer or use the "net view" command

Why Use Hidden Shares?

Using hidden shares on your network is useful if you do not want a shared folder or drive on the network to be easily accessible. Hidden shares can add another layer of protection for shared files against unauthorized people connecting to your network. Using hidden shares helps eliminate the chance for people to guess your password (or be logged into an authorized Windows account) and then receive access to the shared resource.



<http://support.microsoft.com/kb/314984>

[http://technet.microsoft.com/en-us/library/cc784710\(v=ws.10\).aspx](http://technet.microsoft.com/en-us/library/cc784710(v=ws.10).aspx)

QUESTION 47

Your network contains an Active Directory domain named contoso.com. The domain contains a server named Server1 that runs Windows Server 2012 and a server named Server2 that runs Windows Server 2008 R2 Service Pack 1 (SP1). Both servers are member servers. On Server2, you install all of the software required to ensure that Server2 can be managed remotely from Server Manager. You need to ensure that you can manage Server2 from Server1 by using Server Manager.

Which two tasks should you perform on Server2? (Each correct answer presents part of the solution. Choose two.)

- A. Run the systempropertiesremote.exe command.
- B. Run the Enable-PsRemotingcmdlet.
- C. Run the Enable-PsSessionConfigurationcmdlet.
- D. Run the Configure-SMRemoting.ps1 script.
- E. Run the Set-ExecutionPolicycmdlet.

Correct Answer: DE

Section: (none)

Explanation

Explanation/Reference:

- A) Run the systempropertiesremote.exe command
- B) Enable-PSRemoting cmdlet configures the computer to receive Windows PowerShell remote commands that are sent by using the WS-Management technology.
- C) Enable-PSSessionConfiguration cmdlet enables registered session configurations that have been

disabled.

D) **Configure-SMRemoting.ps1 -force -enable**

E) **Set-ExecutionPolicy -ExecutionPolicy RemoteSigned**

To configure Server Manager remote management by using Windows PowerShell

On the computer that you want to manage remotely, open a Windows PowerShell session with elevated user rights, type the following:



```
Administrator: Windows PowerShell
Windows PowerShell
Copyright (C) 2012 Microsoft Corporation. All rights reserved.

PS C:\Users\Administrator> Set-ExecutionPolicy RemoteSigned

Execution Policy Change
The execution policy helps protect you from scripts that you do not trust. Changing the ex
you to the security risks described in the about_Execution_Policies help topic at
http://go.microsoft.com/fwlink/?LinkID=135170. Do you want to change the execution policy?
[Y] Yes [N] No [S] Suspend [?] Help (default is "Y"): y
PS C:\Users\Administrator> Configure-SMRemoting.ps1 -force -enable
Enabling Server Manager remote management...
WinRM is already set up to receive requests on this computer.
WinRM has been updated for remote management.
Created a WinRM listener on HTTP://* to accept WS-Man requests to any IP on this machine.
WinRM firewall exception enabled.

Updated 3 rule(s).
Ok.

Updated 2 rule(s).
Ok.

Updated 3 rule(s).
Ok.
```

To configure Server Manager remote management by using Windows PowerShell. On the computer that you want to manage remotely, open a Windows PowerShell session with elevated user rights.

To do this, click Start, click All Programs, click Accessories, click Windows PowerShell, right-click the Windows PowerShell shortcut, and then click Run as administrator. In the Windows PowerShell session, type the following, and then press Enter.

Set-ExecutionPolicy -ExecutionPolicy RemoteSigned Type the following, and then press Enter to enable all required firewall rule exceptions.

Configure-SMRemoting.ps1 -force -enable

<http://technet.microsoft.com/en-us/library/dd759202.aspx>

QUESTION 48

Your network contains an Active Directory domain named contoso.com. The domain contains a print server named Server1 that runs Windows Server 2012. You share several printers on Server1. You need to ensure that you can view the printer objects associated to Server1 in Active Directory Users and Computers. Which option should you select? To answer, select the appropriate option in the answer area.

Hot Area:



Correct Answer:



Section: (none)

Explanation

Explanation/Reference:

You can view printer objects in Active Directory by **clicking Users, Groups, and Computers as containers from the View menu** in the Active Directory Users and Computers snap-in.

By default, printer objects are created under the machine object in which they are shared.

After you **turn on the Users, Groups, and Computers as containers option**, you can see printers by expanding the printer's host computer.

<http://support.microsoft.com/kb/235925>

QUESTION 49

Your network contains an Active Directory domain named contoso.com. The domain contains two member servers named Server1 and Server2 that run Windows Server 2012. You log on to Server1.

You need to retrieve the IP configurations of Server2. Which command should you run from Server1?

A. `wins -r:server2 ipconfig`

- B. winrm get server2
- C. dsquery *-scope base-attr ip, server2
- D. ipconfig > server2.ip

Correct Answer: A

Section: (none)

Explanation

Explanation/Reference:

- A. **Windows Remote Management allows you to manage and execute programs remotely**
- B. winrm is the server side services for remote mgmt
- C. dsquery * finds any objects in the directory according to criteria using a LDAP query.
- D. Would output server1 ipconfig info to server2.ip file

```

Administrator: Windows PowerShell

PS C:\> winrs -r:EXC2013-EX01 ipconfig /all

Windows IP Configuration

Host Name . . . . . : EXC2013-EX01
Primary Dns Suffix . . . . . : EXC2013.LOCAL
Node Type . . . . . : Hybrid
IP Routing Enabled. . . . . : No
WINS Proxy Enabled. . . . . : No
DNS Suffix Search List. . . . . : EXC2013.LOCAL

Ethernet adapter LAN:

Connection-specific DNS Suffix . : 
Description . . . . . : Intel(R) 82574L Gigabit Network Connection
Physical Address. . . . . : 00-0C-29-B3-38-BD
DHCP Enabled. . . . . : No
Autoconfiguration Enabled . . . . : Yes
Link-local IPv6 Address . . . . . : fe80::2464::3-2-1172-10-b%12(Preferred)
IPv4 Address. . . . . : 172.16.10.11(Preferred)
Subnet Mask . . . . . : 255.255.0.0
Default Gateway . . . . . : 172.16.10.254
DHCPv6 IAID . . . . . : 231881333
DHCPv6 Client DUID. . . . . : 00-01-00-01-18-73-15-12-00-0C-29-B3-38-BD
DNS Servers . . . . . : 172.16.10.10
NetBIOS over Tcpip. . . . . : Enabled

Tunnel adapter Local Area Connection* 11:

Media State . . . . . : Media disconnected
Connection-specific DNS Suffix . : 
Description . . . . . : Teredo Tunneling Pseudo-Interface
Physical Address. . . . . : 00-00-00-00-00-00-00-E0
DHCP Enabled. . . . . : No
Autoconfiguration Enabled . . . . : Yes

Tunnel adapter isatap.{BA818B20-0E77-4926-8650-6A3B8C9BFEFE}:

Media State . . . . . : Media disconnected
Connection-specific DNS Suffix . : 
Description . . . . . : Microsoft ISATAP Adapter #2
Physical Address. . . . . : 00-00-00-00-00-00-00-E0
DHCP Enabled. . . . . : No
Autoconfiguration Enabled . . . . : Yes
  
```

[http://technet.microsoft.com/en-us/library/dd349801\(v=ws.10\).aspx](http://technet.microsoft.com/en-us/library/dd349801(v=ws.10).aspx)

QUESTION 50

Your network contains an Active Directory domain named contoso.com. The network contains a domain controller named DC1 that has to DNS Server server role installed. DC1 has a standard primary DNS zone for contoso.com. You need to ensure that only client computers in the contoso.com domain will be able to add their records to the contoso.com zone. What should you do first?

- A. Modify the Security settings of Dc1.
- B. Modify the Security settings of the contoso.com zone.

- C. Store the contoso.com zone in Active Directory.
- D. Sign the contoso.com zone.

Correct Answer: C

Section: (none)

Explanation

Explanation/Reference:

C. Only Authenticated users can create records when zone is stored in AD

Secure dynamic updates allow an administrator to control what computers update what names and prevent unauthorized computers from overwriting existing names in DNS.

If you have an Active Directory infrastructure, you can only use Active Directory–integrated zones on Active Directory domain controllers.

If you are using Active Directory–integrated zones, you must decide whether or not to store Active Directory–integrated zones in the application directory partition.

To configure computers to **update DNS data more securely, store DNS zones in Active Directory Domain Services (AD DS)** and use the secure dynamic update feature.

Secure dynamic update restricts DNS zone updates to only those computers that are authenticated and joined to the Active Directory domain where the DNS server is located and to the specific security settings that are defined in the access control lists (ACLs) for the DNS zone.

[http://technet.microsoft.com/en-us/library/cc731204\(v=ws.10\).aspx](http://technet.microsoft.com/en-us/library/cc731204(v=ws.10).aspx)

<http://technet.microsoft.com/en-us/library/cc755193.aspx>

<http://technet.microsoft.com/en-us/library/cc786068%28v=ws.10%29.aspx>

QUESTION 51

Your network contains a single Active Directory domain named contoso.com. The network contains two subnets. The subnets are configured as shown in the following table.

Subnet name	Network IP address
MainOffice	172.16.0.0
Warehouse	192.168.1.0

The network contains a member server named Server1 that runs Windows Server 2012. Server1 has the DHCP Server server role installed. Server1 is configured to lease IP addresses to the two subnets. You discover that computers on the Warehouse subnet that have static IP addresses can communicate with the computers on the MainOffice subnet. Computers on the Warehouse subnet that obtain an IP address automatically can only communicate with other computers on the Warehouse subnet. You need to ensure that all of the computers on the Warehouse subnet can communicate with the computers on the MainOffice subnet. Which DHCP option should you configure on Server1?

- A. 003 Router
- B. 011 Resource Location Servers
- C. 020 Nonlocal Source Routing
- D. 019 IP Layer Forwarding

Correct Answer: A

Section: (none)

Explanation

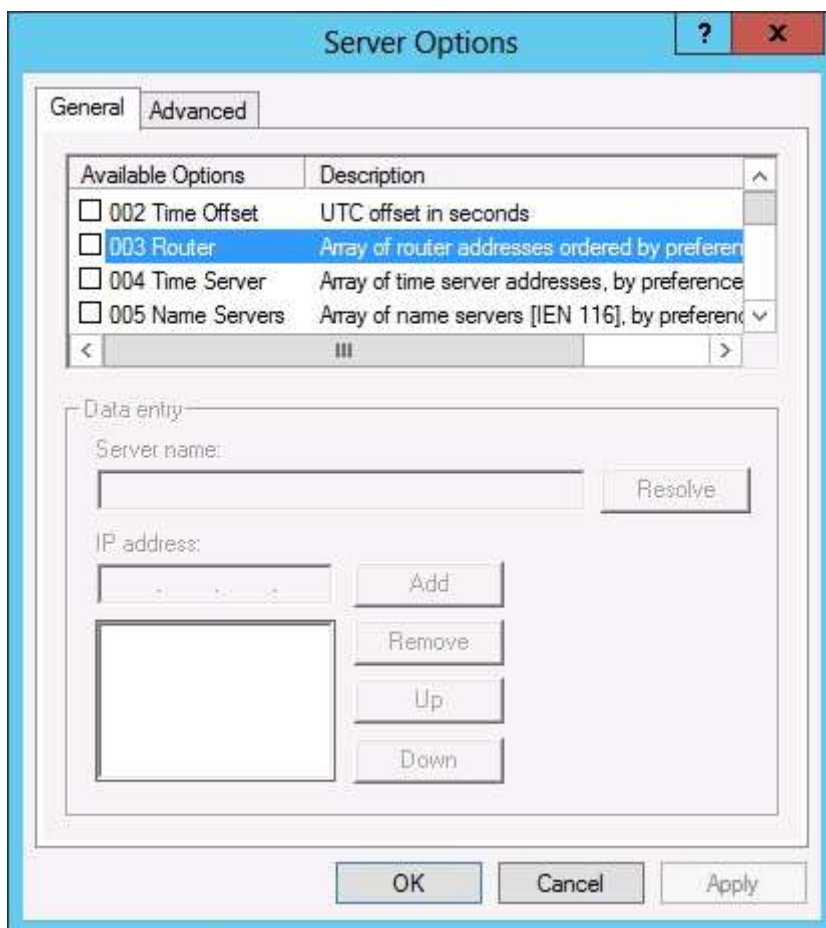
Explanation/Reference:

A. This option is normally used to assign a default gateway to DHCP clients on a subnet. A DHCP client requests this option.

B. This option specifies a list of IP addresses for resource location servers

C. This option specifies whether the DHCP client enables or disables the forwarding at the IP layer of datagrams that contain source routing information and were sent by a non-local host.

D. This option specifies whether the DHCP client should enable or disable forwarding of datagrams at the IP layer.



[http://technet.microsoft.com/en-us/library/dd145324\(v=ws.10\).aspx](http://technet.microsoft.com/en-us/library/dd145324(v=ws.10).aspx)
[http://technet.microsoft.com/en-us/library/ee941211\(v=ws.10\).aspx](http://technet.microsoft.com/en-us/library/ee941211(v=ws.10).aspx)

QUESTION 52

Your network contains an Active Directory domain named contoso.com. The network contains 500 client computers that run Windows 2012. All of the client computers connect to the Internet by using a web proxy. You deploy a server named Server1 that runs Windows Server 2012. Server1 has the DNS Server server role installed. You configure all of the client computers to use Server1 as their primary DNS server. You need to prevent Server1 from attempting to resolve Internet host names for the client computers. What should you do on Server1?

- A. Create a forwarder that points to 169.254.0.1.
- B. Create a primary zone named "GlobalNames".
- C. Remove all root hints.
- D. Create a zone delegation for GlobalNames.contoso.com.

Correct Answer: C

Section: (none)

Explanation

Explanation/Reference:

QUESTION 53

Your company has a remote office that contains 600 client computers on a single subnet. You need to select a subnet mask for the network that will support all of the client computers. The solution must minimize the number of unused addresses. Which subnet mask should you select?

- A. 255.255.252.0
- B. 255.255.254.0

- C. 255.255.255.0
D. 255.255.255.128

Correct Answer: A

Section: (none)

Explanation

Explanation/Reference:

255.255.252.0 = 11111111.11111111.11111100.00000000 => (22 bits 1 .. 10 bits 0) => 1111111111 = **1023**
255.255.254.0 = 11111111.11111111.11111110.00000000 => (23 bits 1 .. 9 bits 0) => 111111111 = 511
255.255.255.0 = 11111111.11111111.11111111.00000000 => (24 bits 1 .. 8 bits 0) => 11111111 = 255
255.255.255.128 = 11111111.11111111.11111111.10000000 => (25 bits 1 .. 7 bits 0) => 11111111 = 127

http://zeus.fh-brandenburg.de/~ihno/doc/lehre/internet/ip_eng.html

CIDR prefix-length	Dotted-Decimal	# Individual Addresses	# of Classful Networks
/13	255.248.0.0	512 K	8 Bs or 2048 Cs
/14	255.252.0.0	256 K	4 Bs or 1024 Cs
/15	255.254.0.0	128 K	2 Bs or 512 Cs
/16	255.255.0.0	64 K	1 B or 256 Cs
/17	255.255.128.0	32 K	128 Cs
/18	255.255.192.0	16 K	64 Cs
/19	255.255.224.0	8 K	32 Cs
/20	255.255.240.0	4 K	16 Cs
/21	255.255.248.0	2 K	8 Cs
/22	255.255.252.0	1 K	4 Cs
/23	255.255.254.0	512	2 Cs
/24	255.255.255.0	256	1 C
/25	255.255.255.128	128	1/2 C
/26	255.255.255.192	64	1/4 C
/27	255.255.255.224	32	1/8 C

QUESTION 54

Your network contains three servers that run Windows Server 2012. The servers are configured as shown in the following table.

Server name	Server role
Server1	Active Directory Domain Services DHCP Server DNS Server
Server2	Remote Access DHCP Server
Server3	File and Storage Services

Server3 is configured to obtain an IP address automatically. You need to prevent Server3 from receiving an IP address from Server1. What should you create on Server1?

- A. A reservation
B. A filter
C. A scope option
D. An exclusion

Correct Answer: B

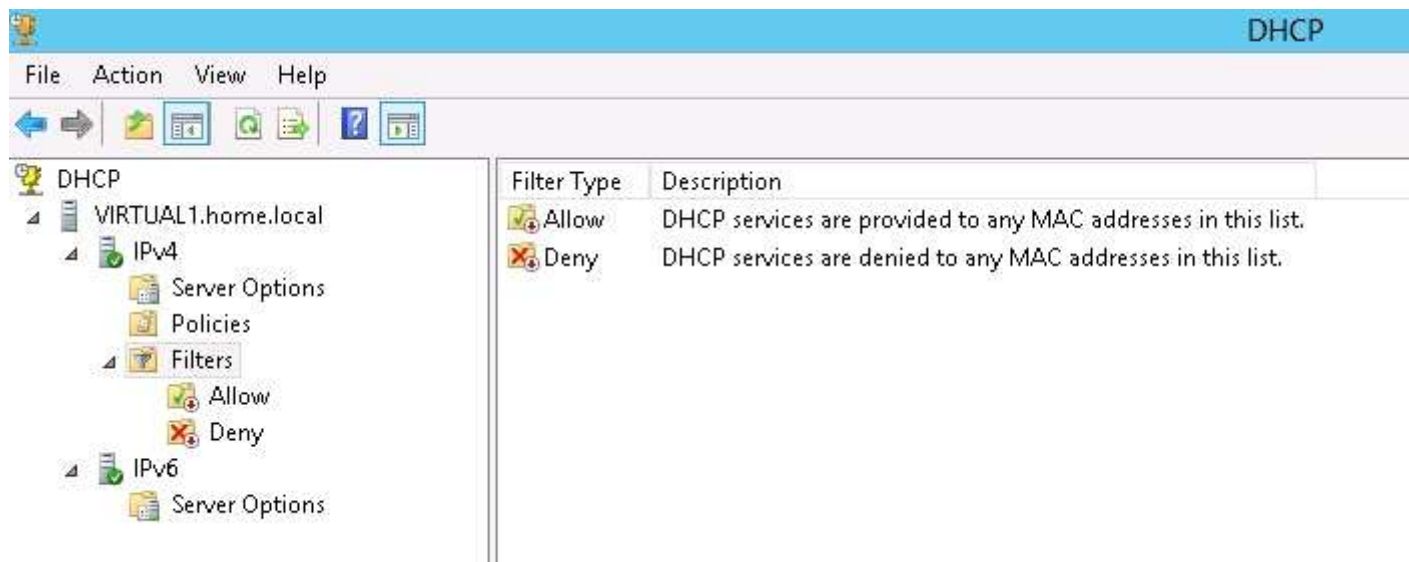
Section: (none)

Explanation

Explanation/Reference:

- A. For clients that require a constant IP address
- B. **Filter to exclude MAC address of Server3**
- C. Range of allowed IP's to be assigned
- D. Exclude range of IP's

MAC address based **filtering** ensure that only a known set of devices in the system are able to obtain an IP Address from the DHCP



Reservation and Exclusion, two incredibly different concepts.

An **exclusion** is an address or range of addresses taken from a DHCP scope that the DHCP server is not allowed to hand out. For example, if you have set a DHCP server to exclude the address range 192.168.0.1-192.168.0.10 then the only way a computer on your network would get an address of 192.168.0.4 would be if you assigned it statically on that machine. This is because DHCP knows NOT to give this range of IP addresses out.

A **reservation** is a specific IP addresses that is tied to a certain device through its MAC address. For example, if we have a workstation on the network that requires a certain IP address, but we don't want to go through to trouble of assigning it statically, then we can create a reservation for it. So if the MAC address of the NIC on the computer is AA-BB-00-FF-CC-AA and we want it to maintain the IP address of 192.168.0.100 then we would create a DHCP reservation under that particular scope saying that the IP address 192.168.0.100 is reserved only for the MAC address AA-BB-00-FF-CC-AA.

<http://technet.microsoft.com/en-us/magazine/ff521761.aspx>

[http://technet.microsoft.com/en-us/library/cc726954\(v=ws.10\).aspx](http://technet.microsoft.com/en-us/library/cc726954(v=ws.10).aspx)

<http://www.windowsnetworking.com/kbase/WindowsTips/Windows2003/AdminTips/Network/DHCPReservationsandExclusions.html>

QUESTION 55

Your network contains an Active Directory domain named contoso.com. You log on to a domain controller by using an account named Admin1. Admin1 is a member of the Domain Admins group. You view the properties of a group named Group1 as shown in the exhibit. (Click the Exhibit button.)

Group1 Properties

General Members Member Of Managed By

Group1

Group name (pre-Windows 2000): group1

Description:

E-mail:

Group scope

☐ Domain local

☒ Global

☐ Universal

Group type

☒ Security

☐ Distribution

Notes:

OK Cancel Apply

Group1 is located in an organizational unit (OU) named OU1. You need to ensure that users from Group1 can modify the Security settings of OU1 only. What should you do from Active Directory Users and Computers?

- A. Modify the Managed By settings on OU1.
- B. Right-click contoso.com and select Delegate Control.
- C. Right-click OU1 and select Delegate Control.
- D. Modify the Security settings of Group1.

Correct Answer: C

Section: (none)

Explanation

Explanation/Reference:

QUESTION 56

Your network contains an Active Directory forest. The forest contains two domains named contoso.com and corp.contoso.com. The forest contains four domain controllers. The domain controllers are configured as shown in the following table.

Name	Domain	Operating system	Configuration
DC1	contoso.com	Windows Server 2008 R2	PDC emulator Infrastructure master RID master
DC2	contoso.com	Windows Server 2012	Domain naming master Schema master Global catalog
DC3	corp.contoso.com	Windows Server 2008 R2	PDC emulator Infrastructure master RID master
DC4	corp.contoso.com	Windows Server 2012	Global catalog

All domain controllers are DNS servers. In the corp.contoso.com domain, you plan to deploy a new domain controller named DC5. You need to identify which domain controller must be online to ensure that DCS can be promoted successfully to a domain controller. Which domain controller should you identify?

- A. DC1
- B. DC
- C. DC3
- D. DC4

Correct Answer: C

Section: (none)

Explanation

Explanation/Reference:

- A. Wrong Domain
- B. Wrong Domain
- C. **Right domain, RID Master must be online**
- D. Right domain but Not needed to be online

Relative ID (RID) Master:

Allocates active and standby RID pools to replica domain controllers in the same domain. (corp.contoso.com)

Must be online for newly promoted domain controllers to obtain a local RID pool that is required to advertise or when existing domain controllers have to update their current or standby RID pool allocation.

The RID master is responsible for processing RID pool requests from all domain controllers in a particular domain.

When a DC creates a security principal object such as a user or group, it attaches a unique Security ID (SID) to the object.

This SID consists of a domain SID (the same for all SIDs created in a domain), and a relative ID (RID) that is unique for each security principal SID created in a domain.

Each DC in a domain is allocated a pool of RIDs that it is allowed to assign to the security principals it creates.

When a DC's allocated RID pool falls below a threshold, that DC issues a request for additional RIDs to the domain's RID master.

The domain RID master responds to the request by retrieving RIDs from the domain's unallocated RID pool and assigns them to the pool of the requesting DC

At any one time, there can be only one domain controller acting as the RID master in the domain.



<http://support.microsoft.com/kb/223346>

QUESTION 57

Your network contains an Active Directory forest named contoso.com. All domain controllers currently run Windows Server 2008 R2.

You plan to install a new domain controller named DC4 that runs Windows Server 8.

The new domain controller will have the following configurations:

- Schema master Global catalog server
- DNS Server server role

· Active Directory Certificate Services server role

You need to identify which configurations cannot be fulfilled by using the Active Directory Installation Wizard.

Which two configurations should you identify? (Each correct answer presents part of the solution. Choose two.)

- A. Transfer the schema master.
- B. Enable the global catalog server.
- C. Install the DNS Server role.
- D. Install the Active Directory Certificate Services role.

Correct Answer: AD

Section: (none)

Explanation

Explanation/Reference:

AD Installation Wizard will automatically install DNS and allows for the option to set it as a global catalog server. AD CS and schema must be done separately.

Specify domain controller capabilities and site information

☒ Domain Name System (DNS) server

☒ Global Catalog (GC)

☐ Read only domain controller (RODC)

Site name:

Default-First-Site-Name

Type the Directory Services Restore Mode (DSRM) password

Password:

*

Confirm password:

*

QUESTION 58

Your network contains an Active Directory domain named contoso.com. The domain contains two domain controllers. The domain controllers are configured as shown in the following table.

Name	Operating system	Operation master role
DC1	Windows Server 2012	Domain naming master Schema master
DC2	Windows Server 2008 R2	PDC emulator RID master Infrastructure master

In the perimeter network, you install a new server named Server1 that runs Windows Server 2012. Server1 is in a workgroup.

You need to perform an offline domain join of Server1 to the contoso.com domain.

What should you do first?

- A. Transfer the PDC emulator role to Dc1.
- B. Run the djoin.exe command.
- C. Run the dsadd.exe command.
- D. Transfer the infrastructure master role to DC1.

Correct Answer: B

Section: (none)

Explanation

Explanation/Reference:

A. Creates a new Active Directory computer.

B. Use djoin for offline join in the perimeter network

- C. Adds specific types of objects to the directory.
- D. Add the local computer to a domain or workgroup.

To **perform an offline domain join**, you run commands by using a new tool named Djoin.exe. You use Djoin.exe to provision computer account data into AD DS. You also use it to insert the computer account data into the Windows directory of the destination computer, which is the computer that you want to **join to the domain**.

Create the account

```
djoin /provision /domain winsrvtuts.wst /machine Win7 /savefile c:\yourFile.txt
```

Run on the target system

```
djoin /requestodj /loadfile c:\yourFile.txt /windowspath c:\Windows /localos
```

<http://technet.microsoft.com/en-us/library/ee617245.aspx>

[http://technet.microsoft.com/en-us/library/ff793312\(v=ws.10\).aspx](http://technet.microsoft.com/en-us/library/ff793312(v=ws.10).aspx)

[http://technet.microsoft.com/en-us/library/cc753708\(v=ws.10\).aspx](http://technet.microsoft.com/en-us/library/cc753708(v=ws.10).aspx)

<http://technet.microsoft.com/en-us/library/hh849798.aspx>

<http://winsrvtuts.com/2011/08/off-line-domain-join-with-djoin-exe/>

<http://technet.microsoft.com/en-us/library/offline-domain-join-djoin-step-by-step%28v=ws.10%29.aspx>

QUESTION 59

Your network contains an Active Directory domain named contoso.com. You discover that when you join client computers to the domain manually, the computer accounts are created in the Computers container. You need to ensure that new computer accounts are created automatically in an organizational unit (OU) named Corp. Which tool should you use?

- A. net.exe
- B. redircmp.exe
- C. regedit.exe
- D. dsadd.exe

Correct Answer: B

Section: (none)

Explanation

Explanation/Reference:

A. Used to stop/start protocols

B. Redirects the default container for newly created computers to a specified, target organizational unit

C. Modify local registry entries

D. Adds specific types of objects to the directory

Redirects the default container for newly created computers to a specified, target organizational unit (OU) so that newly created computer objects are created in the specific target OU instead of in CN=Computers.

You must run the redircmp command from an elevated command prompt.

Redircmp.exe is located in the C:\Windows\System32 folder.

You must be a member of the Domain Admins group or the Enterprise Admins group to use this tool.

<http://technet.microsoft.com/en-us/library/bb490949.aspx>

[http://technet.microsoft.com/en-us/library/cc770619\(v=ws.10\).aspx](http://technet.microsoft.com/en-us/library/cc770619(v=ws.10).aspx)

[http://technet.microsoft.com/en-us/library/cc753708\(v=ws.10\).aspx](http://technet.microsoft.com/en-us/library/cc753708(v=ws.10).aspx)

QUESTION 60

Your network contains two Active Directory forests named adatum.com and contoso.com. Both forests contain multiple domains. A two-way trust exists between the forests.

The contoso.com domain contains a domain local security group named Group1. Group1 contains contoso\user1 and adatum\user1.

You need to ensure that Group1 can only contain users from the contoso.com domain. Which three actions should you perform?

To answer, move three actions from the list of actions to the answer area and arrange them in the correct order.

Select and Place:

Remove adatum\user1 from Group1.

Convert Group1 to a distribution group.

Convert Group1 to a global group.

Remove contoso\user1 from Group1.

Convert Group1 to a universal group.

Correct Answer:

Convert Group1 to a global group.

Convert Group1 to a universal group.

Remove contoso\user1 from Group1.

Remove adatum\user1 from Group1.

Convert Group1 to a distribution group.

Section: (none)

Explanation

Explanation/Reference:

Remove adatum user. convert to universal, convert to global.

[http://technet.microsoft.com/en-us/library/cc755692\(v=ws.10\).asp](http://technet.microsoft.com/en-us/library/cc755692(v=ws.10).asp)

Convert Group1 to a global group.

Convert Group1 to a universal group.

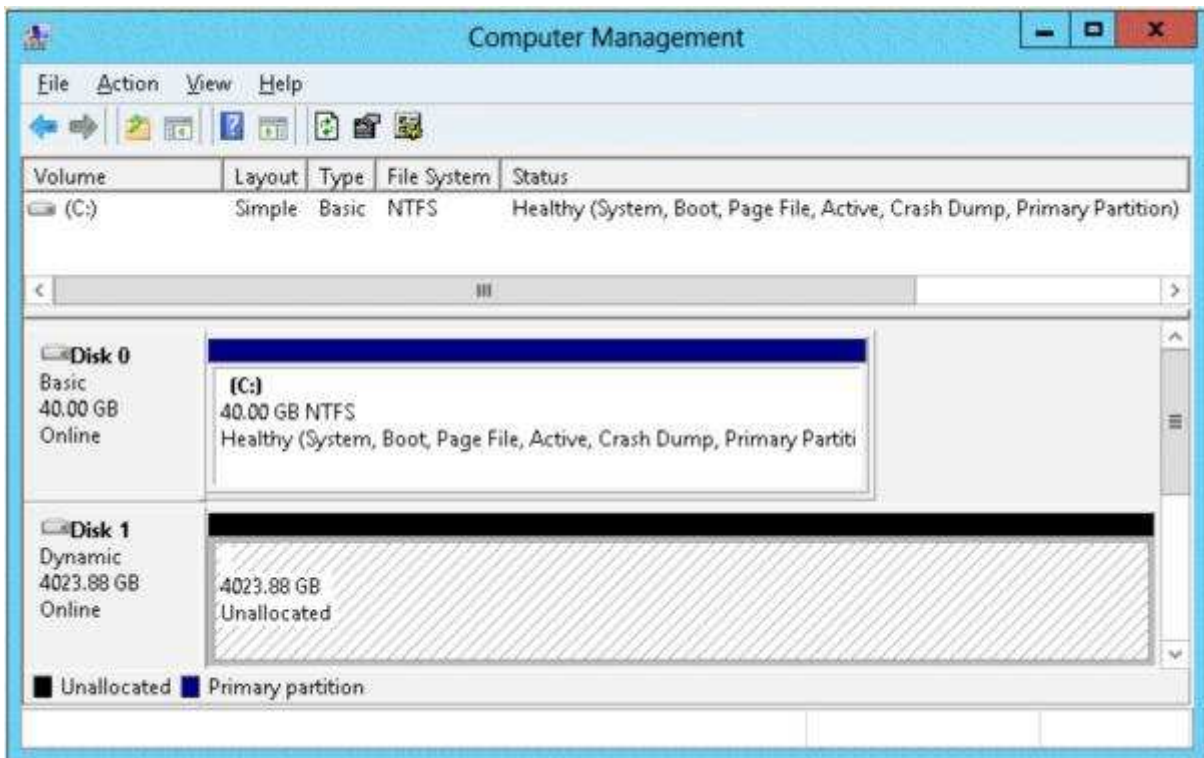
Remove contoso\user1 from Group1.

Remove adatum\user1 from Group1.

Convert Group1 to a distribution group.

QUESTION 61

You have a server named Server2 that runs Windows Server 2012. Server2 has the Hyper-V server role installed. The disks on Server2 are configured as shown in the exhibit. (Click the Exhibit button.)



You create a virtual machine on Server2 named VM1. You need to ensure that you can configure a pass-through disk for VM1. What should you do?

- A. Convert Disk 1 to a basic disk.
- B. Take Disk 1 offline.
- C. Create a partition on Disk 1.
- D. Convert Disk 1 to a MBR disk.

Correct Answer: D

Section: (none)

Explanation

Explanation/Reference:

<http://blogs.technet.com/b/askcore/archive/2008/10/24/configuring-pass-through-disks-in-hyperv.aspx>
The pass-through disk must be offline.

QUESTION 62

You have a server named Server1 that runs Windows Server 2012. Server1 has the Hyper-V server role installed. Server1 is connected to two Fibre Channel SANs and is configured as shown in the following table.

Host bus adapter (HBA) name	Fibre Channel SAN name
HBA1	SAN1
HBA2	SAN2
HBA3	SAN1
HBA4	SAN2

You have a virtual machine named VM1. You need to configure VM1 to connect to SAN1. What should you do first?

- A. Add one HBA.
- B. Create a Virtual Fibre Channel SAN.
- C. Create a Hyper-V virtual switch.
- D. Configure network adapter teaming.

Correct Answer: B

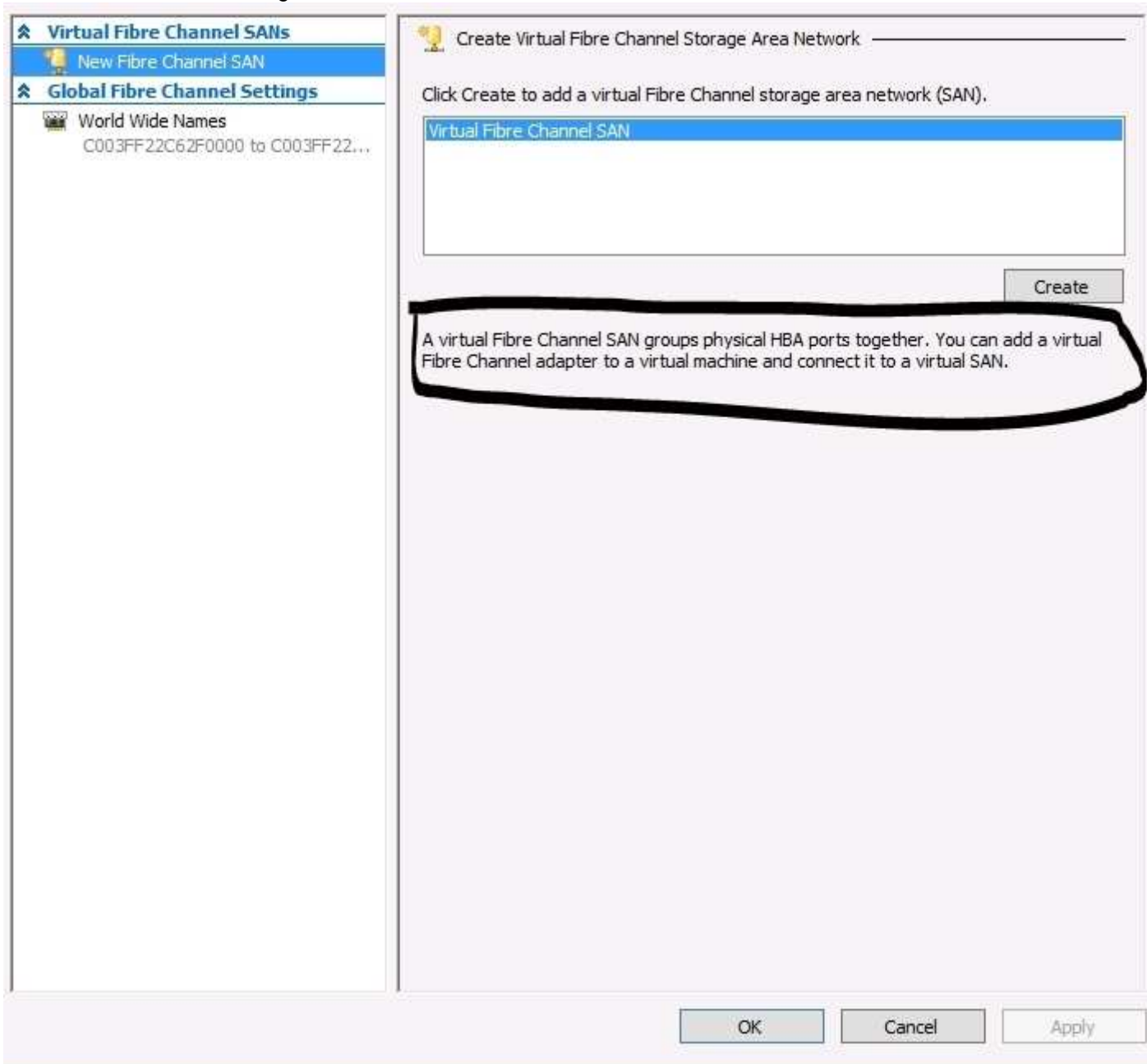
Section: (none)

Explanation

Explanation/Reference:

You need your virtualized workloads to connect easily and reliably to your existing storage arrays. **Windows Server 2012 provides Fibre Channel ports within the guest operating system, which allows you to connect to Fibre Channel directly from within virtual machines.** This feature protects your investments in Fibre Channel, enables you to virtualize workloads that use direct access to Fibre Channel storage, allows you to cluster guest operating systems over Fibre Channel, and provides an important new storage option for servers hosted in your virtualization infrastructure.

With this Hyper-V virtual Fibre Channel feature, you can connect to Fibre Channel storage from within a virtual machine. This allows you to use your existing Fibre Channel investments to support virtualized workloads. Support for Fibre Channel in Hyper-V guests also includes support for many related features, such as virtual SANs, live migration, and MPIO.



<http://technet.microsoft.com/en-us/library/hh831413.aspx>

QUESTION 63

You have a file server named Server1 that runs Windows Server 8. Server1 has following hardware

configurations:

16GB of RAM
A single quad-core CPU
Three network teams that have two network adapters each
You add additional CPUs and RAM to Server1.
You repurpose Server1 as a virtualization host.
You install the Hyper-V server role on Server1.
You need to create four external virtual switches in Hyper-V.
Which cmdlet should you run first?

- A. Add-VMNetworkAdapter
- B. Add-NetLbfoTeamNic
- C. Remove-NetLbfoTeam
- D. Set-NetAdapter

Correct Answer: B

Section: (none)

Explanation

Explanation/Reference:

QUESTION 64

Your network contains a server named Server1 that runs Windows Server 2012. Server1 has the Hyper-V server role installed. Server1 hosts four virtual machines named VM1, VM2, VM3, and VM4. Server1 is configured as shown in the following table.

Hardware component	Configuration
Processor	Eight quad-core CPUs that have non-uniform memory access (NUMA)
Memory	32 GB of RAM
Disk	Two local 4-TB disks
Network	Eight network adapters VMQ-supported PCI-SIG-supported

You need to ensure that VM1 can use more CPU time than the other virtual machines when the CPUs on Server1 are under a heavy load. What should you configure?

- A. NUMA topology
- B. Resource control
- C. resource metering
- D. Virtual Machine Chimney
- E. The VLAN ID
- F. Processor Compatibility
- G. The startup order
- H. Automatic Start Action
- I. Integration Services
- J. Port mirroring
- K. Single-root I/O virtualization

Correct Answer: B

Section: (none)

Explanation

Explanation/Reference:

Processor

You can modify the number of virtual processors based on the number of processors on the physical computer. You can also modify other resource control settings.

Number of virtual processors:

Resource control

You can use resource controls to balance resources among virtual machines.


Virtual machine reserve (percentage):

Percent of total system resources:

Virtual machine limit (percentage):

Percent of total system resources:

Relative weight:

 Some settings cannot be modified because the virtual machine was running when this window was opened. To modify a setting that is unavailable, shut down the virtual machine and then reopen this window.

QUESTION 65

Your network contains a server named Server1 that runs Windows Server 8. Server1 has the Hyper-V server role installed. Server1 hosts four virtual machines named VM1, VM2, VM3, and VM4. Server1 is configured as shown in the following table.

Hardware component	Configuration
Processor	Eight quad-core CPUs that have non-uniform memory access (NUMA)
Memory	32 GB of RAM
Disk	Two local 4-TB disks
Network	Eight network adapters VMQ-supported PCI-SIG-supported

VM2 sends and receives large amounts of data over the network. You need to ensure that the network traffic of VM2 bypasses the virtual switches of the parent partition. What should you configure?

- A. NUMA topology
- B. Resource control
- C. Resource metering
- D. Virtual Machine Chimney
- E. The VLAN ID
- F. Processor Compatibility
- G. The startup order
- H. Automatic Start Action
- I. Integration Services
- J. Port mirroring
- K. Single-root I/O virtualization

Correct Answer: K

Section: (none)

Explanation

Explanation/Reference:

<http://technet.microsoft.com/en-us/library/hh831410.aspx>

SR-IOV

This new feature allows you to assign a network adapter that supports **single-root** I/O virtualization (SR-IOV) directly to

What value does this change add?

Use of SR-IOV maximizes network throughput while minimizing network latency as well as the CPU overhead required for

What works differently?

You can provide a virtual machine with direct connectivity to a physical network adapter. For more information, see Hyp

QUESTION 66

Your network contains an Active Directory domain named contoso.com. The domain contains a domain controller named DC1 that runs Windows Server 2012. You need to configure a central store for the Group Policy Administrative Templates. What should you do on Dc1?

- A. From Server Manager, create a storage pool.
- B. From Windows Explorer, copy the PolicyDefinitions folder to the SYSVOL\contoso.com\policies folder.
- C. From Server Manager, add the Group Policy Management feature.
- D. From Windows Explorer, copy the PolicyDefinitions folder to the NETLOGON share.

Correct Answer: B

Section: (none)

Explanation**Explanation/Reference:**

- A. Create Disk Storage Pool
- B. PolicyDefinitions folder in SYSVOL**
- C. Group Policy Management is a console for GPO Mgmt
- D. Folder is for logon scripts

PolicyDefinitions folder within the SYSVOL folder hierarchy. By placing the ADMX files in this directory, they are replicated to every DC in the domain; by extension, the ADMX-aware Group Policy Management Console in Windows Vista, Windows 7, Windows Server 2008 and R2 can check this folder as an additional source of ADMX files, and will report them accordingly when setting your policies.

By default, the folder is not created. Whether you are a single DC or several thousand, I would strongly recommend you create a Central Store and start using it for all your ADMX file storage. It really does work well.

The Central Store

To take advantage of the benefits of .admx files, **you must create a Central Store in the SYSVOL folder on a domain controller.** The Central Store is a file location that is checked by the Group Policy tools. The Group Policy tools use any .admx files that are in the Central Store. The files that are in the Central Store are later replicated to all domain controllers in the domain.

To create a Central Store for .admx and .adml files, **create a folder that is named PolicyDefinitions** in the following location:

\\FQDN\SYSVOL\FQDN\policies

Note: FQDN is a fully qualified domain name.

<http://tigermatt.wordpress.com/tag/policydefinitions/>

<http://support.microsoft.com/kb/929841/en-us>

<http://www.virtuallyimpossible.co.uk/how-to-create-a-group-policy-central-store/>

<http://support.microsoft.com/kb/2741591/en-us>

QUESTION 67

You install Windows Server 2012 on a standalone server named Server1. You configure Server1 as a

VPN server. You need to ensure that client computers can establish PPTP connections to Server1. Which two firewall rules should you create? (Each correct answer presents part of the solution. Choose two.)

- A. An inbound rule for protocol 47
- B. An outbound rule for protocol 47
- C. An inbound rule for TCP port 1723
- D. An inbound rule for TCP port 1701
- E. An outbound rule for TCP port 1723
- F. An outbound rule for TCP port 1701

Correct Answer: AC

Section: (none)

Explanation

Explanation/Reference:

To enable VPN tunnels between individual host computers or entire networks that have a firewall between them, you must open the following ports:

PPTP

To allow PPTP tunnel maintenance traffic, open TCP 1723.

To allow PPTP tunneled data to pass through router, open Protocol ID 47.

<http://www.windowsitpro.com/article/pptp/which-ports-do-you-need-to-open-on-a-firewall-to-allow-pptp-and-l2tp-over-ipsec-vpn-tunnels--46811>

If you use a personal firewall or a broadband router, or if there are routers or firewalls between the VPN client and the VPN server, the following ports and protocol must be enabled for PPTP on all firewalls and routers that are between the VPN client and the VPN server:

Client ports	Server port	Protocol
1024-65535/TCP	1723/TCP	PPTP

Additionally, you must enable IP PROTOCOL 47 (GRE).

<http://support.microsoft.com/kb/314076/en-us>

QUESTION 68

Your network contains an Active Directory domain named adatum.com.

The computer accounts for all member servers are located in an organizational unit (OU) named Servers.

You link a Group Policy object (GPO) to the Servers OU.

You need to ensure that the domain's Backup Operators group is a member of the local Backup Operators group on each member server. The solution must not remove any groups from the local Backup Operators groups.

What should you do?

- A. Add a restricted group named adatum\Backup Operators. Add Backup Operators to the This group is a member of list.
- B. Add a restricted group named adatum\Backup Operators. Add Backup Operators to the Members of this group list.
- C. Add a restricted group named Backup Operators. Add adatum\Backup Operators to the This group is a member of list.
- D. Add a restricted group named Backup Operators. Add adatum\Backup Operators to the Members of this group list.

Correct Answer: A

Section: (none)

Explanation

Explanation/Reference:

- A. **The Member Of list specifies which other groups the restricted group should belong to**
- B. Needs to be added to member of list
- C. Wrong group
- D. Wrong group

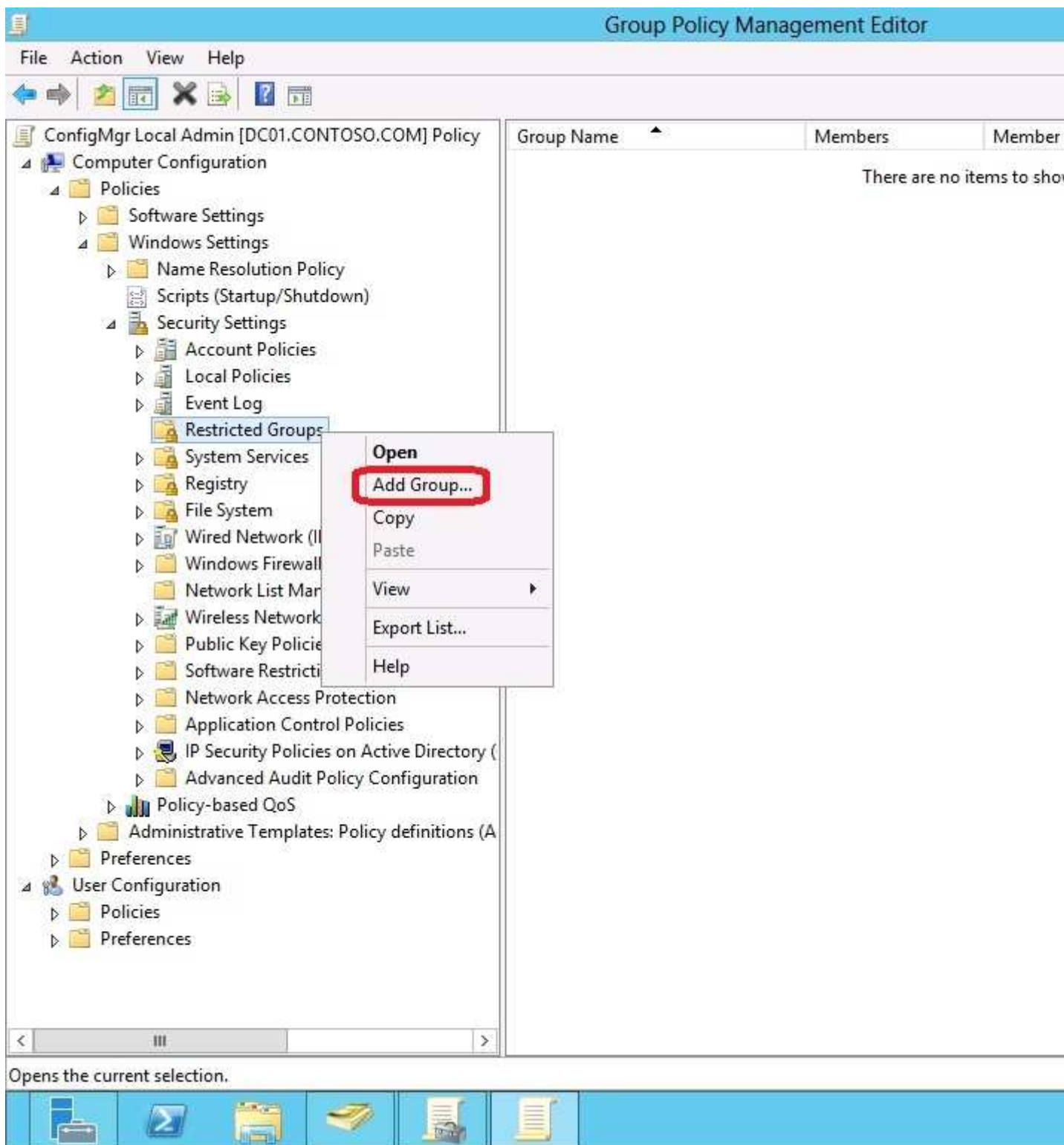
Restricted groups allow an administrator to define two properties for security-sensitive groups (that is, "restricted" groups).

The two properties are Members and Member Of . The Members list defines who should and should not belong to the restricted group. The Member Of list specifies which other groups the restricted group should belong to.

When a restricted Group Policy is enforced, any current member of a restricted group that is not on the Members list is removed. **Any user on the Members list which is not currently a member of the restricted group is added.**

The **Restricted Groups** folder is available only in **Group Policy objects associated with domains, OUs, and sites**. The Restricted Groups folder does not appear in the Local Computer Policy object.

If a Restricted Group is defined such that it has no members (that is, the Members list is empty), then all members of the group are removed when the policy is enforced on the system. If the Member Of list is empty no changes are made to any groups that the restricted group belongs to. In short, an empty Members list means the restricted group should have no members while an empty Member Of list means "don't care" what groups the restricted group belongs to.



<http://technet.microsoft.com/en-us/library/cc957640.aspx>

QUESTION 69

Your network contains an Active Directory domain named contoso.com. All servers run Windows Server 2012. An application named Appl.exe is installed on all client computers. Multiple versions of App1.exe are installed on different client computers. Appl.exe is digitally signed. You need to ensure that only the latest version of App1.exe can run on the client computers. What should you create?

- A. An application control policy packaged app rule
- B. A software restriction policy certificate rule
- C. An application control policy Windows Installer rule

D. An application control policy executable rule

Correct Answer: D

Section: (none)

Explanation

Explanation/Reference:

A. A publisher rule for a Packaged app is based on publisher, name and version

B. You can create a certificate rule that identifies software and then allows or does not allow the software to run, depending on the security level.

C. For .msi or .msp


D. **Executable Rules, for .exe and can be based on Publisher, Product name, filename and version.**

Use Certificate Rules on Windows Executables for Software Restriction Policies

This security setting determines if digital certificates are processed when a user or process attempts to run software with an .exe file name extension. This security settings is used to enable or disable certificate rules, a type of software restriction policies rule. With software restriction policies, you can create a certificate rule that will allow or disallow software that is signed by Authenticode to run, based on the digital certificate that is associated with the software. In order for certificate rules to take effect, you must enable this security setting.

When certificate rules are enabled, software restriction policies will check a certificate revocation list (CRL) to make sure the software's certificate and signature are valid. This may decrease performance when start signed programs. You can disable this feature. On Trusted Publishers Properties, clear the Publisher and Timestamp check boxes.

Create Executable Rules



Publisher

[Before You Begin](#)
[Permissions](#)
[Conditions](#)
[Publisher](#)
[Exceptions](#)

Name

Reference file:

Any publisher

Publisher:

Product name:

File name:

File version:

And above

And above

And below

Exactly

☒ Use custom values

Rule scope:

Applies to the publisher, product name, file name, and file version that you specify.

[More about publisher rules](#)

[< Previous](#)

<http://technet.microsoft.com/en-us/library/dd759068.aspx>

<http://technet.microsoft.com/en-us/library/hh994588.aspx>

<http://www.grouppolicy.biz/2012/08/how-manage-published-a-k-a-metro-apps-in-windows-8-using-group-policy/>

http://technet.microsoft.com/en-us/library/hh994597.aspx#BKMK_Cert_Rules

<http://technet.microsoft.com/en-us/library/cc782660%28v=ws.10%29.aspx>

QUESTION 70

Your network contains an Active Directory domain named contoso.com. All domain controllers run Windows Server 2012. You need to ensure that the local Administrator account on all computers is renamed to L_Admin. Which Group Policy settings should you modify?

- A. Security Options
- B. User Rights Assignment
- C. Restricted Groups
- D. Preferences

Correct Answer: A

Section: (none)

Explanation

Explanation/Reference:

A. Allows configuration of computers

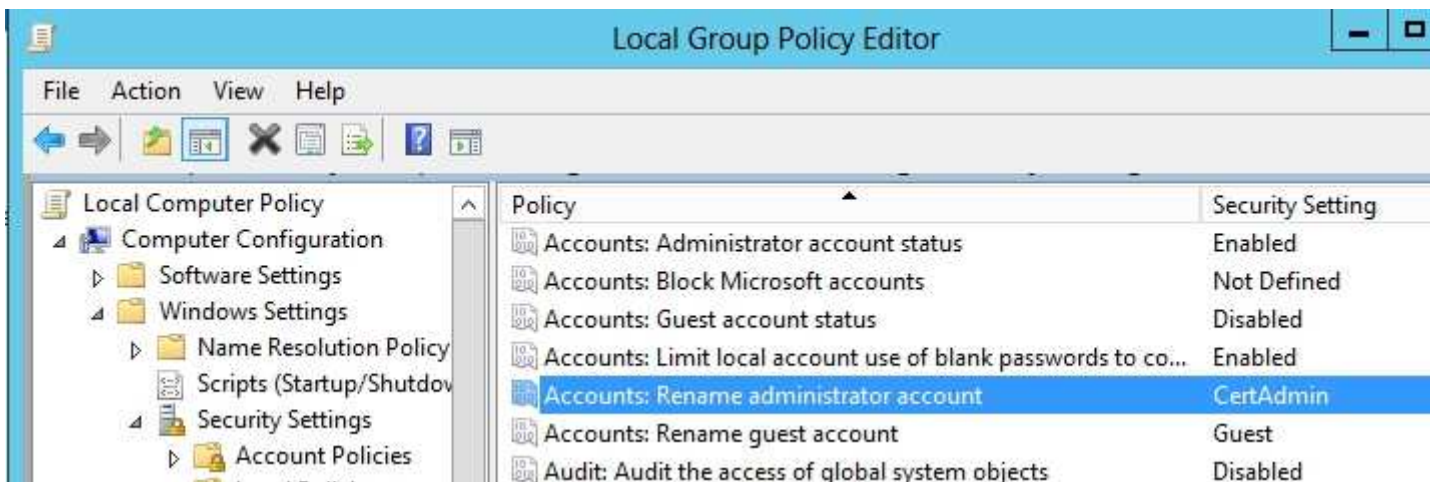
B. User Rights Assignment policies determines which users or groups have logon rights or privileges on the computer

C. Restricted Groups defines what member or groups should exist as part of a group

D. With Preferences, local and domain accounts can be added to a local group without affecting the existing members of the group

In Group Policy Object Editor, click Computer Configuration, click Windows Settings, click Security Settings, click Local Policies, and then click Security Options.

In the details pane, double-click Accounts: Rename administrator account.



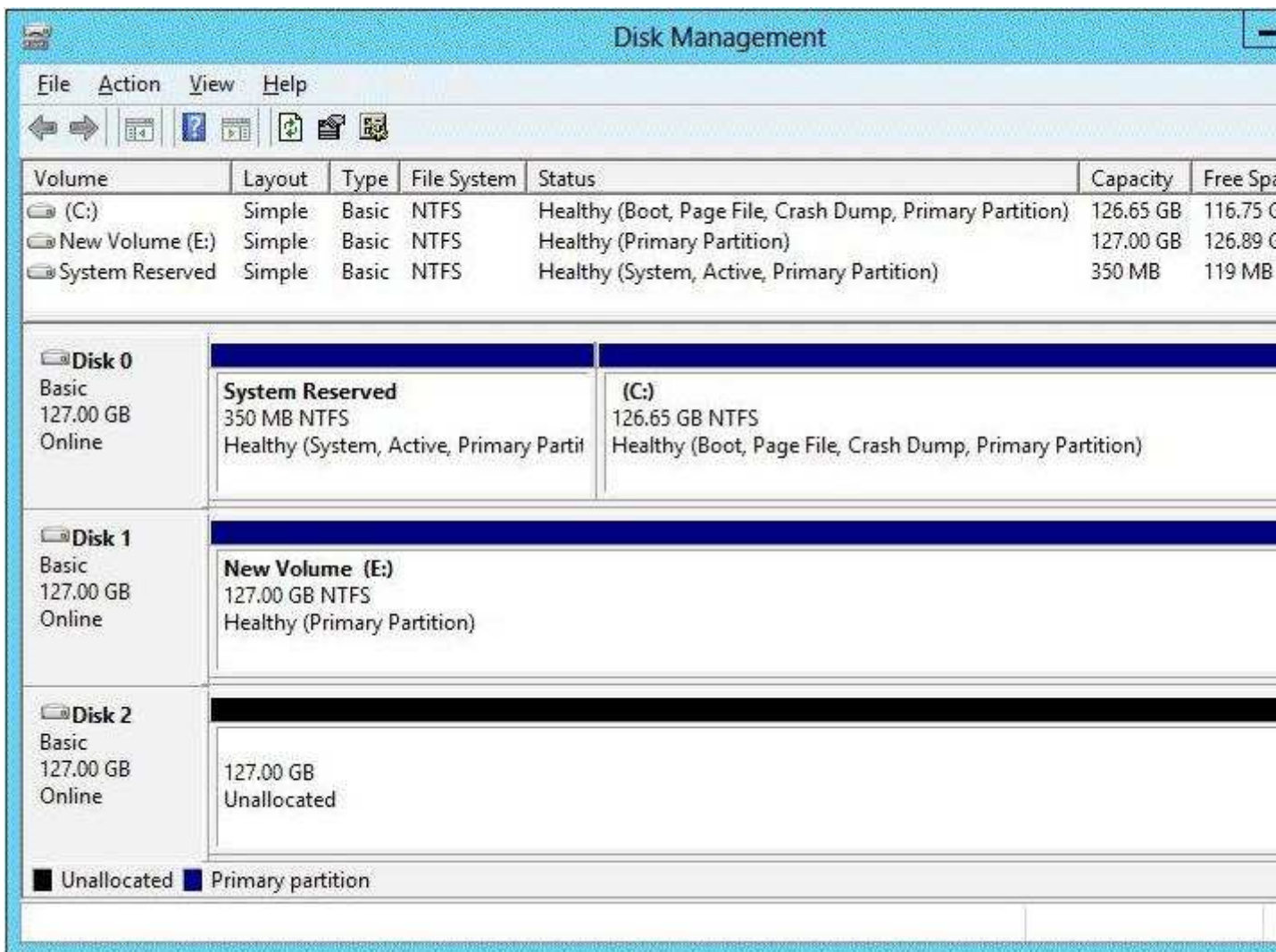
[http://technet.microsoft.com/en-us/library/cc747484\(v=ws.10\).aspx](http://technet.microsoft.com/en-us/library/cc747484(v=ws.10).aspx)

In Group Policy Object Editor, click Computer Configuration, click Windows Settings, click Security Settings, click Local Policies, and then click Security Options.

In the details pane, double-click Accounts: Rename administrator account.

QUESTION 71

You have a server that runs Windows Server 2012. The disks on the server are configured as shown in the exhibit. (Click the Exhibit button.)



You need to create a storage pool that contains Disk 1 and Disk 2 . What should you do first?

- A. Delete volume E
- B. Convert Disk 1 and Disk 2 to dynamic disks
- C. Convert Disk 1 and Disk 2 to GPT disks
- D. Create a volume on Disk 2

Correct Answer: A

Section: (none)

Explanation

Explanation/Reference:

Storage Pools use unallocated space

There is no way to create a storage pool with existing data. Storage pools are only a collection of drives that are managed by windows.

<http://technet.microsoft.com/en-us/library/ff399688.aspx>

<http://technet.microsoft.com/en-us/library/hh758075.aspx>

QUESTION 72

You have a server named Server1 that runs Windows Server 2012. You add a 4-TB disk named Disk 5 to Server1. You need to ensure that you can create a 3-TB volume on Disk 5. What should you do?

- A. Create a storage pool.
- B. Convert the disk to a dynamic disk.

- C. Create a VHD, and then attach the VHD.
- D. Convert the disk to a GPT disk.

Correct Answer: D

Section: (none)

Explanation

Explanation/Reference:

MBR max is 2TB, the disk must be GPT

For any hard drive over 2TB, we need to use GPT partition. If you have a disk larger than 2TB size, the rest of the disk space will not be used unless you convert it to GPT.

An existing MBR partition can't be converted to GPT unless it is completely empty; you must either delete everything and convert or create the partition as GPT

It is not possible to boot to a GPT partition, impossible to convert MBR to GPT without data loss.

<http://msdn.microsoft.com/en-us/library/windows/hardware/gg463525.aspx>

QUESTION 73

You have a server named Server1 that has a Server Core installation of Windows Server 2008 R2. Server1 has the DHCP Server server role and the File Server server role installed. You need to upgrade Server1 to Windows Server 8 with the graphical user interface (GUI).

The solution must meet the following requirements:

- Preserve the server roles and their configurations.
- Minimize Administrative effort.

What should you do?

- A. On Server1, run setup.exe from the Windows Server 8 installation media and select Server with a GUI.
- B. Start Server1 from the Windows Server 8 installation media and select Server Core Installation. When the installation is complete, add the Server Graphical Shell feature.
- C. Start Server1 from the Windows Server 8 installation media and select Server with a GUI.
- D. On Server1, run setup.exe from the Windows Server 8 installation media and select Server Core Installation. When the installation is complete, add the Server Graphical Shell feature.

Correct Answer: D

Section: (none)

Explanation

Explanation/Reference:

A. Server is on 2008 R2 core, must install 2012 core and then GUI

B. Not least effort

C. Not least effort

D. Upgrade to 2012 and install GUI shell

Upgrades that switch from a Server Core installation to the Server with a GUI mode of Windows Server 2012 in one step (and vice versa) are not supported.

However, after upgrade is complete, Windows Server 2012 allows you to switch freely between Server Core and Server with a GUI modes.

<http://technet.microsoft.com/en-us/library/jj574204.aspx>

QUESTION 74

Your network contains two servers named Server1 and Server2 that run Windows Server 2012. You need to install the Remote Desktop Services server role on Server2 remotely from Server1. Which tool should you use?

- A. The dsadd.exe command
- B. The Server Manager console
- C. The Remote Desktop Gateway Manager console

D. The Install-RemoteAccess cmdlet

Correct Answer: B

Section: (none)

Explanation

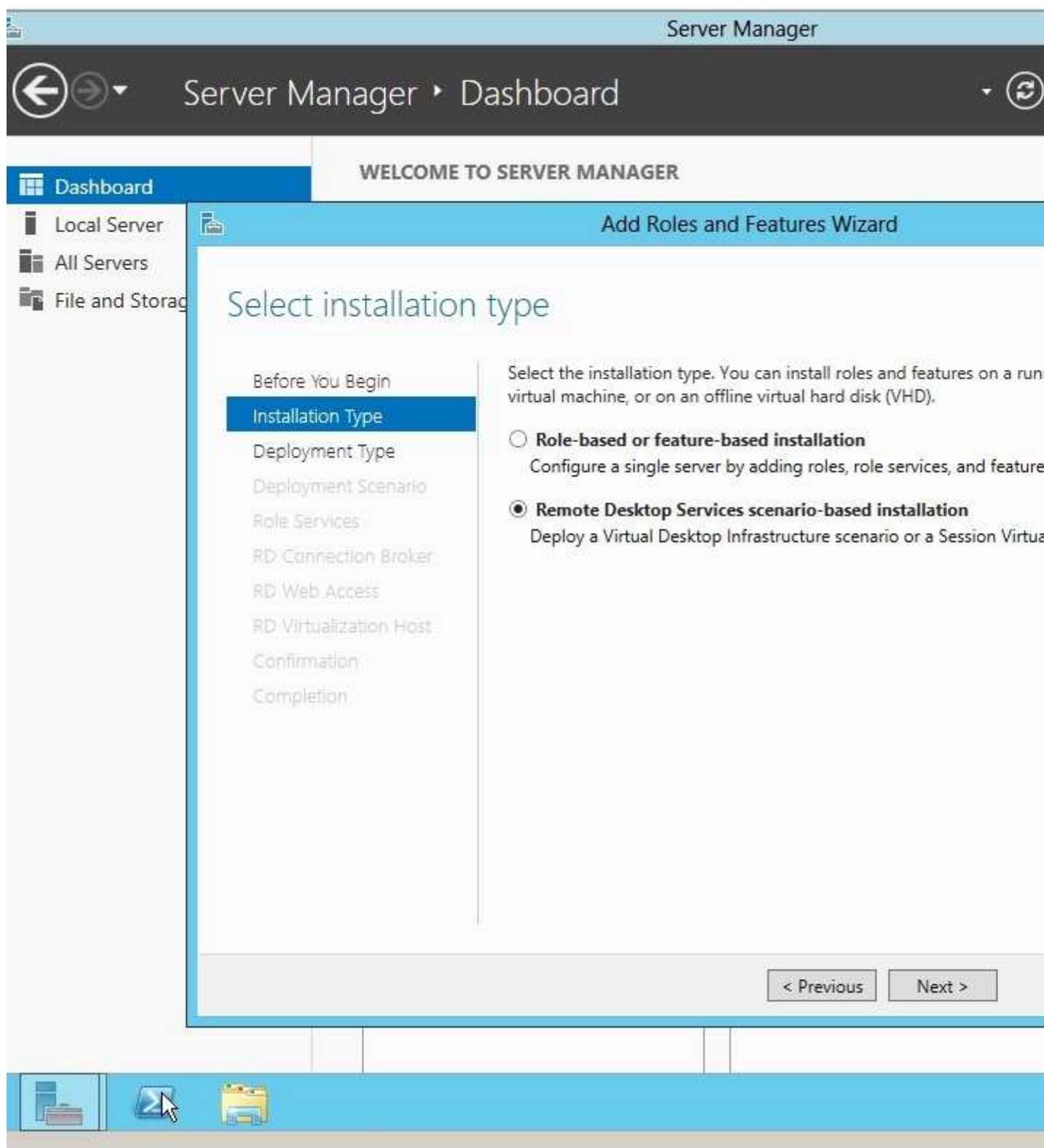
Explanation/Reference:

A. Adds specific types of objects to the directory

B. You can manage remote server by Server Manager and install roles/features

C. Remote Desktop Gateway (RD Gateway) is a role service that enables authorized remote users to connect to resources on an internal corporate or private network, from any Internet-connected device that can run the Remote Desktop Connection (RDC) client.

D. Performs prerequisite checks for DirectAccess (DA) to ensure that it can be installed, installs DA for remote access (RA) (includes management of remote clients) or for management of remote clients only, and installs VPN (both Remote Access VPN and site-to-site VPN).



[http://technet.microsoft.com/en-us/library/cc753708\(v=ws.10\).aspx](http://technet.microsoft.com/en-us/library/cc753708(v=ws.10).aspx)
<http://technet.microsoft.com/en-us/library/hh831456.aspx>
<http://technet.microsoft.com/en-us/library/cc725706.aspx>
[http://technet.microsoft.com/en-us/library/hh918408\(v=wps.620\).aspx](http://technet.microsoft.com/en-us/library/hh918408(v=wps.620).aspx)

QUESTION 75

You have a server named Server1 that runs a full installation of Windows Server 2012. You need to uninstall the graphical user interface (GUI) on Server1. You must achieve this goal by using the minimum amount of Administrative effort. What should you do?

- A. Reinstall Windows Server 2012 on the server.
- B. From Server Manager, uninstall the User Interfaces and Infrastructure feature.
- C. From Windows PowerShell, run Uninstall-WindowsFeature PowerShell-ISE.
- D. From Windows PowerShell, run Uninstall-WindowsFeature Desktop-Experience.

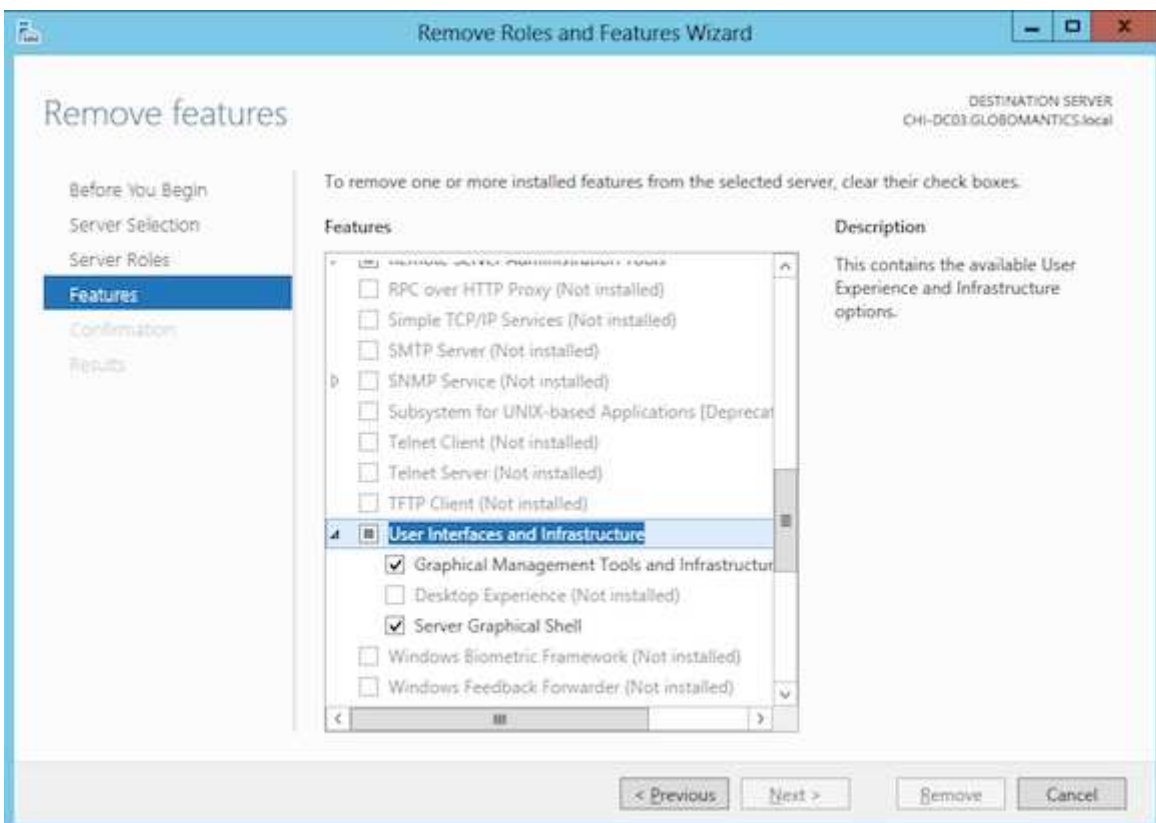
Correct Answer: B

Section: (none)

Explanation

Explanation/Reference:

- A. Not least effort
- B. **Quick and Easy**
- C. Uninstalls PS-ISE
- D. Doesn't remove all GUI components



<http://www.petri.co.il/switching-gui-server-core-windows-server-2012.htm>

QUESTION 76

Your network contains a Windows Server 2012 image named Server12.wim. Server12.wim contains the images shown in the following table.

Index number	Image name
1	Windows Server 2012 Server Standard Core
2	Windows Server 2012 Server Standard
3	Windows Server 2012 Server Datacenter Core
4	Windows Server 2012 Server Datacenter

Server12.wim is located in C:\.

You need to enable the Windows Server Migration Tools feature in the Windows Server 2012 Server Datacenter image. You want to achieve this goal by using the minimum amount of Administrative effort. Which command should you run first?

- A. `dism.exe /mount-wim /wimfile:c:\Server12.wim /index:4 /mountdir:c:\mount`
- B. `imagex.exe /capture c: c:\Server12.wim "windows server 2012server datacenter"`

- C. `dism.exe /image: c:\Server12.wim /enable-feature /featurename: servermigration`
- D. `imagex.exe /apply c:\Server12.wim 4 c:\`

Correct Answer: A

Section: (none)

Explanation

Explanation/Reference:

A. **Mounts the image before making any changes**

B. `imagex /capture` creates windows images .wim

C. You need to mount the image first

D. `imagex /apply` applies image to drive

The Deployment Image Servicing and Management (DISM) tool is a command-line tool that is used to modify Windows® images. You can use DISM to enable or disable Windows features directly from the command prompt, or by applying an answer file to the image. You can enable or disable Windows features offline on a WIM or VHD file, or online on a running operating system.

You can also use the DISM image management command to list the image index numbers or to verify the architecture for the image that you are mounting.

ex: `Dism /Mount-Image /ImageFile:C:\test\images\install.wim /Name:"Base Windows Image" /MountDir:C:\test\offline`

By default, DISM is installed at C:\Program Files (x86)\Windows Kits\8.0\Assessment and Deployment Kit\Deployment Tools\

<http://technet.microsoft.com/en-us/library/hh824822.aspx>

<http://technet.microsoft.com/en-us/library/hh825258.aspx>

[http://technet.microsoft.com/en-us/library/cc749447\(v=ws.10\).aspx](http://technet.microsoft.com/en-us/library/cc749447(v=ws.10).aspx)

[http://technet.microsoft.com/en-us/library/dd744382\(v=ws.10\).aspx](http://technet.microsoft.com/en-us/library/dd744382(v=ws.10).aspx)

QUESTION 77

Your network contains an Active Directory domain named contoso.com. The network contains 500 client computers that run Windows 2012. All of the client computers connect to the Internet by using a web proxy. You deploy a server named Server1 that runs Windows Server 2012. Server1 has the DNS Server server role installed. You configure all of the client computers to use Server1 as their primary DNS server. You need to prevent Server1 from attempting to resolve Internet host names for the client computers. What should you do on Server1?

- A. Configure the Security settings of the contoso.com zone.
- B. Remove all root hints.
- C. Create a primary zone named
- D. Create a primary zone named
- E. Create a primary zone named "GlobalNames".
- F. Create a forwarder that points to 169.254.0.1.
- G. Create a stub zone named "root".
- H. Create a zone delegation for GlobalNames.contoso.com.

Correct Answer: BC

Section: (none)

Explanation

Explanation/Reference:

QUESTION 78

You perform a Server Core Installation of Windows Server 2012 on a server named Server1. You need to add a graphical user interface (GUI) to Server1. Which tool should you use?

- A. the `dism.exe` command
- B. the `Add-WindowsFeature` cmdlet

- C. the imagex.exe command
- D. the setup.exe command
- E. the ocsetup.exe command
- F. the Add-WindowsPackage cmdlet
- G. the Install-Module cmdlet
- H. the Install-RoleService cmdlet

Correct Answer: AB

Section: (none)

Explanation

Explanation/Reference:

Add-WindowsFeature - The Add-WindowsFeature cmdlet allows you to install specified roles, role services, and features on a computer that is running Windows Server 2008 R2.

Install-WindowsFeature - Installs one or more Windows Server roles, role services, or features on either the local or a specified remote server that is running Windows Server 2012. This cmdlet is equivalent to and replaces Add-WindowsFeature, the cmdlet that was used to install roles, role services, and features in Windows Server 2008 R2.

dism /online /get-features

PS C:\> Install-WindowsFeature -Name Web-Server -IncludeAllSubFeature -ComputerName Server1 -WhatIf

<http://technet.microsoft.com/en-us/library/hh824822.aspx>

[http://technet.microsoft.com/en-us/library/dd744582\(v=ws.10\).aspx](http://technet.microsoft.com/en-us/library/dd744582(v=ws.10).aspx)

[http://technet.microsoft.com/en-us/library/jj205467\(v=wps.620\).aspx](http://technet.microsoft.com/en-us/library/jj205467(v=wps.620).aspx)

QUESTION 79

Your network contains a production Active Directory forest named contoso.com and a test Active Directory forest named contoso.test. A trust relationship does not exist between the forests. In the contoso.test domain, you create a backup of a Group Policy object (GPO) named GPO1. You transfer the backup of GPO1 to a domain controller in the contoso.com domain. You need to create a GPO in contoso.com based on the settings of GPO1. You must achieve this goal by using the minimum amount of administrative effort. What should you do?

- A. From Group Policy Management, right-click the Group Policy Objects container, and then click Manage Backups.
- B. From Group Policy Management, right-click the Starter GPOs container, and then click Manage Backups.
- C. From Group Policy Management, create a new starter GPO. Right-click the new starter GPO, and then click Restore from Backup.
- D. From Group Policy Management, create a new GPO. Right-click the new GPO, and then click Import Settings.
- E. From Windows PowerShell, run the Copy-GPOcmdlet and the Restore-GPOcmdlet.
- F. From Windows PowerShell, run the New-GPOcmdlet and the Import-GPOcmdlet.
- G. From Windows PowerShell, run the New-GPOcmdlet and the Restore-GPOcmdlet.
- H. From Windows PowerShell, run the Get-GPOcmdlet and the Copy-GPOcmdlet.

Correct Answer: DF

Section: (none)

Explanation

Explanation/Reference:

The **New-GPO** cmdlet **creates a new GPO** with a specified name. By default, the newly created GPO is not linked to a site, domain, or organizational unit (OU).

The **Import-GPO** cmdlet **imports the settings from a GPO backup** into a specified target GPO. **The target GPO can be in a different domain or forest than that from which the backup was made** and it does not have to exist prior to the operation.

The **Restore-GPO** cmdlet **restores a GPO backup** to the original domain from which it was saved. **If the original domain is not available, or if the GPO no longer exists in the domain, the cmdlet fails.**

[http://technet.microsoft.com/en-us/library/cc781458\(v=WS.10\).aspx](http://technet.microsoft.com/en-us/library/cc781458(v=WS.10).aspx)

<http://technet.microsoft.com/en-us/library/hh967461.aspx>

<http://technet.microsoft.com/en-us/library/ee461050.aspx>

<http://technet.microsoft.com/en-us/library/ee461044.aspx>

<http://blogs.technet.com/b/askpfeplat/archive/2012/11/04/windows-server-2012-the-new-and-improved-group-policy-management-console.aspx>

QUESTION 80

You have a server that runs Windows Server 2012. The server contains the disks configured as shown in the following table.

Disk name	Partition table type	Disk storage type	Unallocated disk space
Disk 0	GPT	Dynamic	2 TB
Disk 1	MBR	Basic	4 TB
Disk 2	GPT	Dynamic	4 TB
Disk 3	GPT	Dynamic	4 TB
Disk 4	MBR	Basic	2 TB

You need to create a volume that can store up to 3 TB of user files. The solution must ensure that the user files are available if one of the disks in the volume fails. What should you create?

- A. a storage pool on Disk 2 and Disk 3
- B. a spanned volume on Disk 2 and Disk 3
- C. a mirrored volume on Disk 1 and Disk 3
- D. a mirrored volume on Disk 2 and Disk 3
- E. a RAID-5 volume on Disk 1, Disk 2, and Disk 3
- F. a storage pool on Disk 1 and Disk 3
- G. a spanned volume on Disk 0 and Disk 4
- H. a mirrored volume on Disk 1 and Disk 4

Correct Answer: DE

Section: (none)

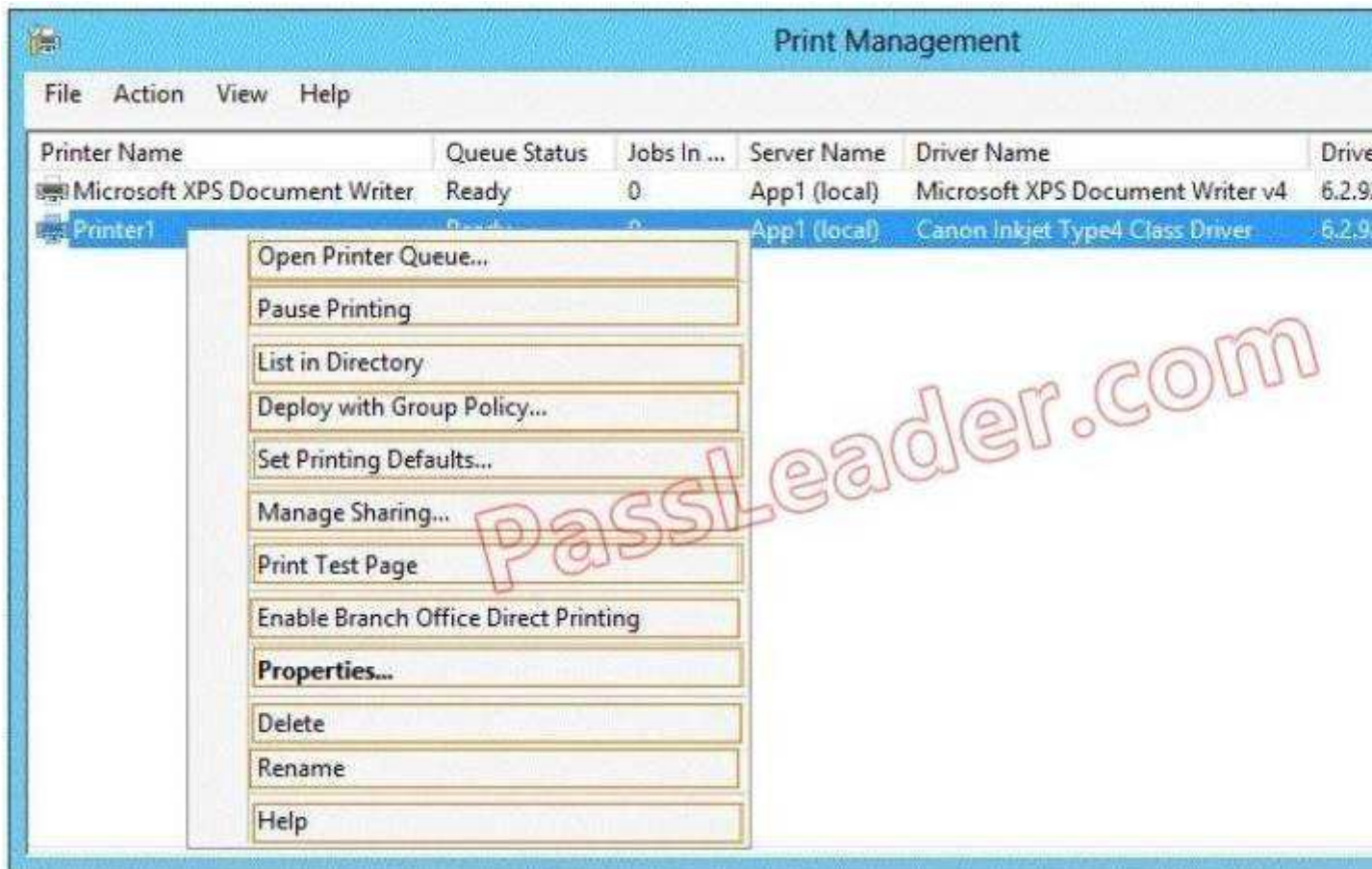
Explanation

Explanation/Reference:

QUESTION 81

Your network contains a server named Server1 that runs Windows Server 2012. App1 has the Print and Document Services server role installed. All client computers run Windows 8. The network contains a network-attached print device named Printer1. From App1, you share Printer1. You need to ensure that users who have connected to Printer1 previously can print to Printer1 if App1 fails. What should you configure? To answer, select the appropriate option in the answer area.

Hot Area:

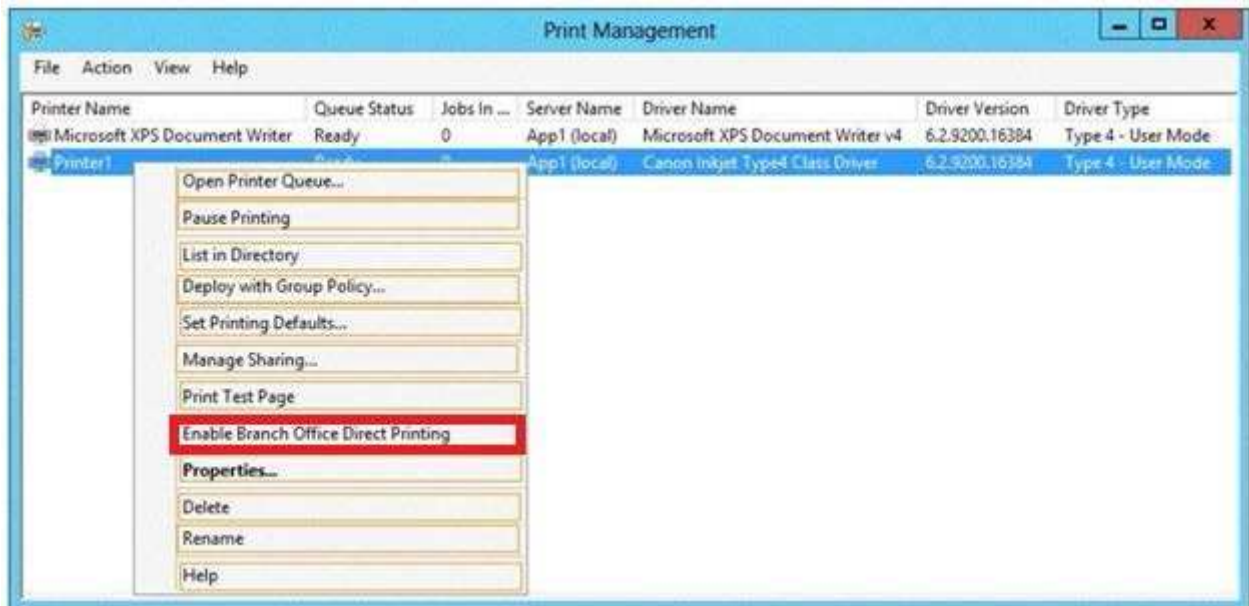


Correct Answer:



Section: (none)
Explanation

Explanation/Reference:



Branch Office Direct Printing can reduce Wide Area Network (WAN) usage by printing directly to a print device instead of a server print queue. This feature can be enabled or disabled on a per printer basis and is transparent to the user.

It is enabled by an administrator using the Print Management Console or Windows PowerShell on the server.

The printer information is cached in the branch office, so that if the print server is unavailable for some reason (for example if the WAN link to the data center is down), then it is still possible for the user to print. Branch Office Direct Printing requires the following operating systems:

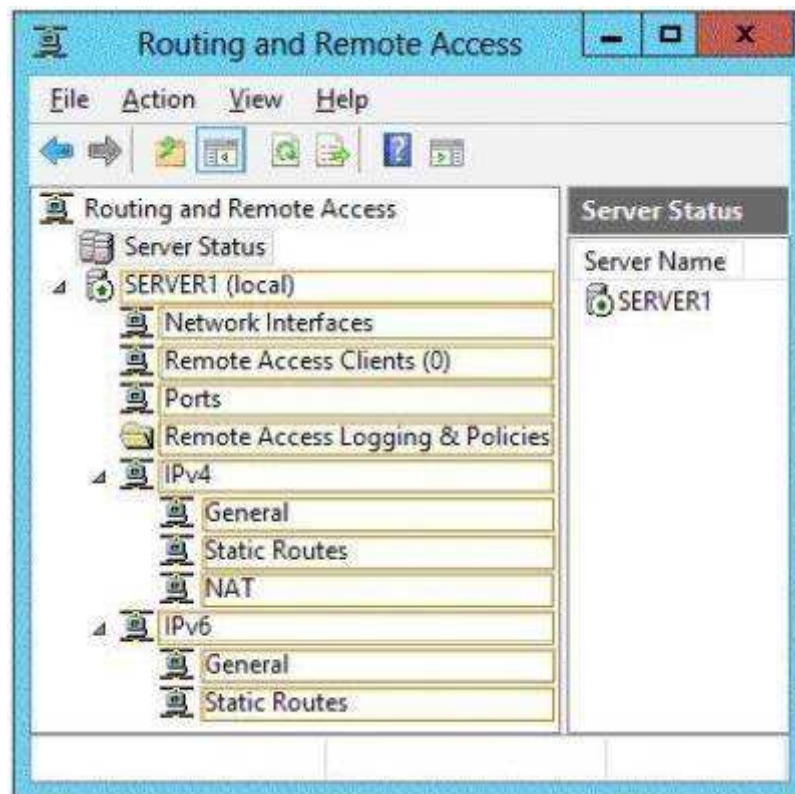
Windows Server 2012
Windows 8

<http://technet.microsoft.com/en-us/library/jj134156.aspx>

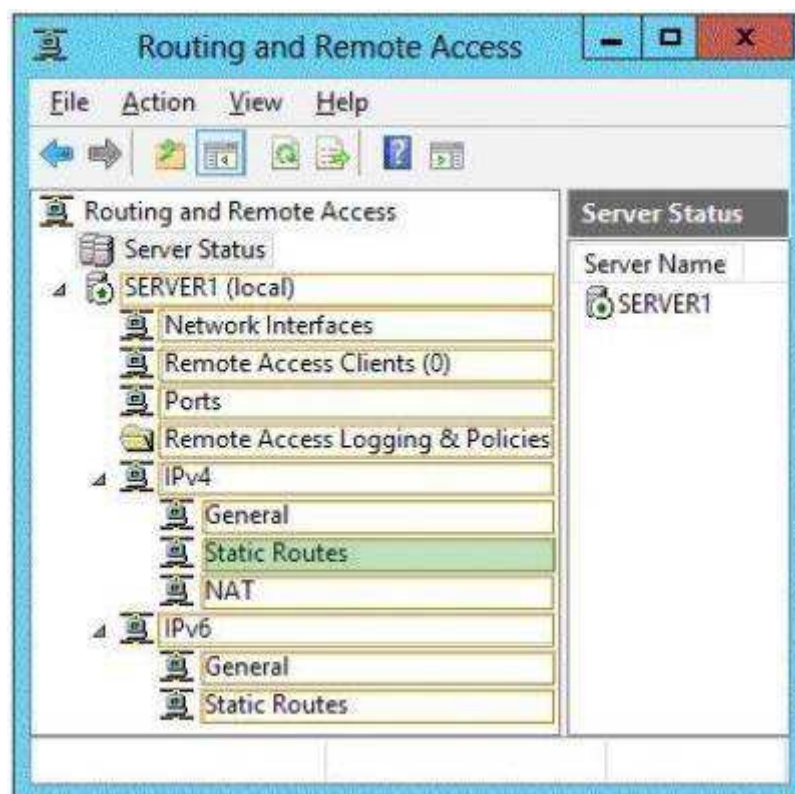
QUESTION 82

You have a server named Server1. Server1 runs Windows Server 2012. Server1 has two network adapters and is located in a perimeter network. You need to install a DHCP Relay Agent on Server1. Which node should you use to add the DHCP Relay Agent? To answer, select the appropriate node in the answer area.

Hot Area:



Correct Answer:



Section: (none)
Explanation

Explanation/Reference:

Membership in the local Administrators group, or equivalent, is the minimum required to complete this procedure.

To configure the IPv4 DHCP relay agent

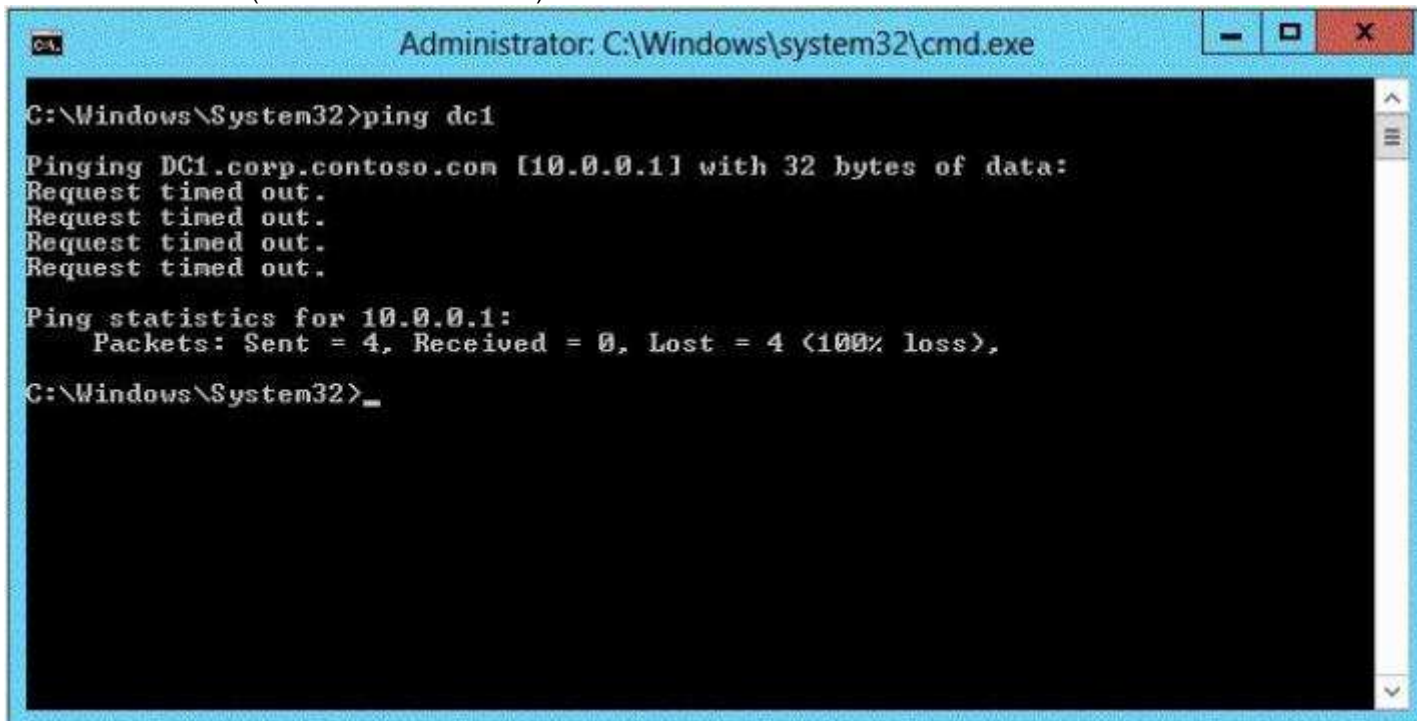
1. In the **Routing and Remote Access MMC snap-in**, expand **IPv4**, right-click **General**, and then click **New Routing Protocol**.
2. In the **New Routing Protocol dialog box**, select **DHCPv4 Relay Agent**, and then click **OK**.
3. In the navigation pane, right-click **DHCPv4 Relay Agent**, and then click **New Interface**.
4. Add the network interfaces on which the server might receive DHCPv4 requests that you want to send to the DHCP server. Right-click **DHCPv4 Relay Agent**, click **New Interface**, select the appropriate network interface, and then click **OK**.
5. In the **DHCP Relay Properties dialog box**, select **Relay DHCP packets**, and then click **OK**.
6. In the navigation pane, right-click **DHCP Relay Agent**, and then click **Properties**.
7. On the **General** tab, enter the IPv4 address of the DHCP servers that you want to provide DHCP services for the RRAS server's clients, click **Add**, and then click **OK**.

<http://technet.microsoft.com/en-us/library/dd469685.aspx>

QUESTION 83

HOTSPOT

Your network contains an Active Directory domain named corp.contoso.com. The domain contains a domain controller named DC1. When you run ping dc1.corp.contoso.com, you receive the result as shown in the exhibit. (Click the Exhibit button.)



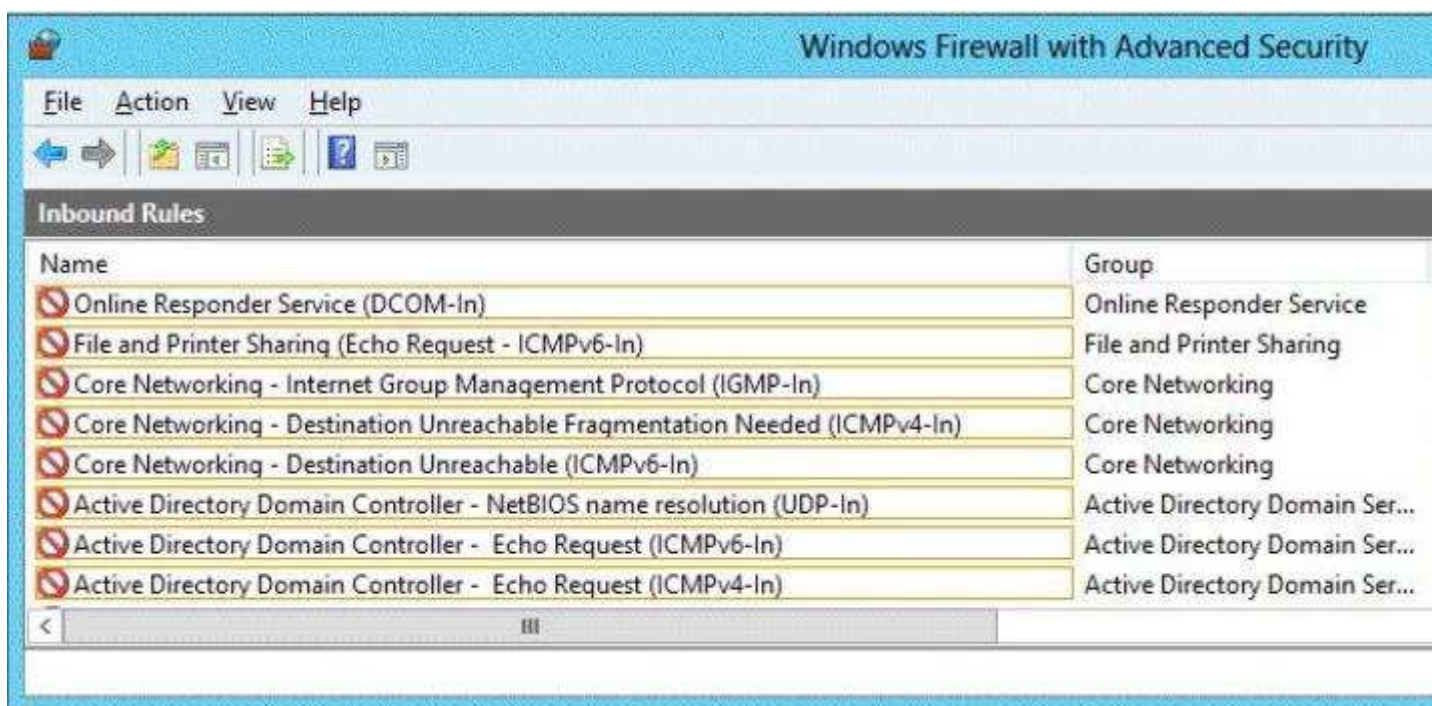
```
Administrator: C:\Windows\system32\cmd.exe

C:\Windows\System32>ping dc1

Pinging DC1.corp.contoso.com [10.0.0.1] with 32 bytes of data:
Request timed out.
Request timed out.
Request timed out.
Request timed out.

Ping statistics for 10.0.0.1:
    Packets: Sent = 4, Received = 0, Lost = 4 (100% loss),
C:\Windows\System32>
```

You need to ensure that DC1 can respond to the Ping command. Which rule should you modify? To answer, select the appropriate rule in the answer area.



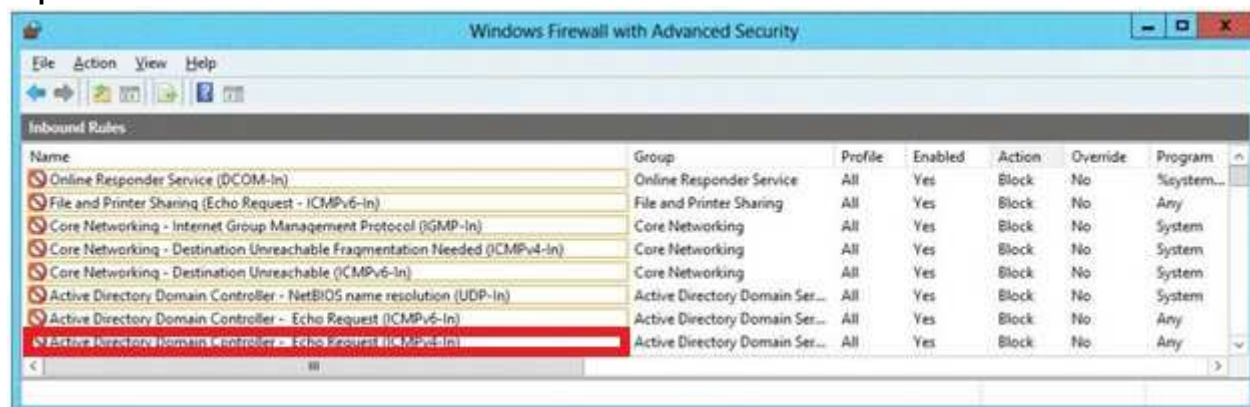
- A. Core Networking - Destination Unreachable (ICMPv6-In)
- B. Active Directory Domain Controller - NetBIOS name resolution (UDP-In)
- C. Active Directory Domain Controller - Echo Request (ICMPv6-In)
- D. Active Directory Domain Controller - Echo Request (ICMPv4-In)

Correct Answer: D

Section: (none)

Explanation

Explanation/Reference:



QUESTION 84

Your network contains two Active Directory forests named adatum.com and contoso.com. Both forests contain multiple domains. A two-way trust exists between the forests.

The contoso.com domain contains a domain local security group named Group1. Group1 contains contoso\user1 and adatum\user1.

You need to ensure that Group1 can only contain users from the contoso.com domain. Which three actions should you perform?

To answer, move three actions from the list of actions to the answer area and arrange them in the correct order.

Select and Place:

Remove adatum\user1 from Group1.

Convert Group1 to a distribution group.

Convert Group1 to a global group.

Remove contoso\user1 from Group1.

Convert Group1 to a universal group.

Correct Answer:

Convert Group1 to a global group.

Convert Group1 to a universal group.

Remove contoso\user1 from Group1.

Remove adatum\user1 from Group1.

Convert Group1 to a distribution group.

Section: (none)

Explanation

Explanation/Reference:

Remove adatum user. convert to universal, convert to global.

[http://technet.microsoft.com/en-us/library/cc755692\(v=ws.10\).asp](http://technet.microsoft.com/en-us/library/cc755692(v=ws.10).asp)

Convert Group1 to a global group.

Convert Group1 to a universal group.

Remove contoso\user1 from Group1.

Remove adatum\user1 from Group1.

Convert Group1 to a distribution group.

QUESTION 85

Your network contains an Active Directory domain named contoso.com. The domain contains 100 user accounts that reside in an organizational unit (OU) named OU1. You need to ensure that a user named User1 can link and unlink Group Policy objects (GPOs) to OU1. The solution must minimize the number of permissions assigned to user1. What should you do?

- A. Run the Delegation of Control Wizard on the Policies containers
- B. Run the Set-GPPermission cmdlet

- C. Run the Delegation of Control Wizard on OU1
- D. Modify the permission on the user1 account

Correct Answer: C

Section: (none)

Explanation

Explanation/Reference:

- A. Not minimum permissions
- B. Grants a level of permissions to a security principal for one GPO or all the GPOs in a domain
- C. **Minimizes delegated permission to a single OU**
- D. Will not allow GPO changes to the OU

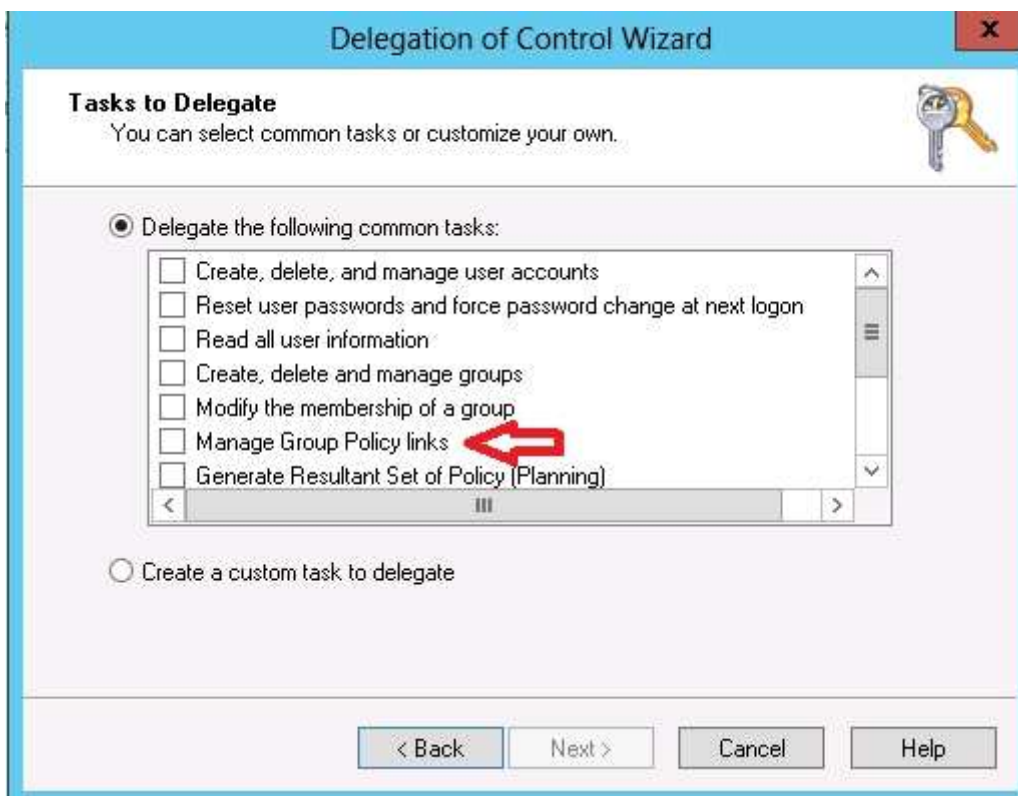
Delegation of Control Wizard

The following are common tasks that you can select to delegate control of them:

Create, delete, and manage user accounts
Reset user passwords and force password change at next logon
Read all user information
Modify the membership of a group
Join a computer to a domain

Manage Group Policy links

Generate Resultant Set of Policy (Planning)
Generate Resultant Set of Policy (Logging)
Create, delete, and manage inetOrgPerson accounts
Reset inetOrgPerson passwords and force password change at next logon
Read all inetOrgPerson information



<http://technet.microsoft.com/en-us/library/dd145442.aspx>

<http://technet.microsoft.com/en-us/library/ee461038.aspx>

<http://technet.microsoft.com/en-us/library/cc732524.aspx>

QUESTION 86

Your network contains an Active Directory domain named contoso.com. The domain contains a server named Server1. Server1 runs Windows Server 2012. You create a group Managed Service Account named gservice1. You need to configure a service named Service1 to run as the gservice1 account. How should you configure Service1?

- A. From the Services console, configure the General settings.
- B. From Windows PowerShell, run Set-Service and specify the -StartupType parameter.
- C. From a command prompt, run sc.exe and specify the config parameter.
- D. From a command prompt, run sc.exe and specify the privs parameter.

Correct Answer: C

Section: (none)

Explanation

Explanation/Reference:

- A. General settings only allow you to stop, start and set type/parameters
- B. Set-Service provides a way for you to change the Description, StartupType, or DisplayName of a service
- C. **Modifies service configuration**
- D. Sets the response/action on service failure

Sc config, Modifies the value of a service's entries in the registry and in the Service Control Manager database.

obj= {<AccountName> | <ObjectName>}

Specifies a name of an account in which a service will run, or specifies a name of the Windows driver object in which the driver will run. The default setting is LocalSystem.

password= <Password>

Specifies a password. This is required if an account other than the LocalSystem account is used.

<http://windows.microsoft.com/en-us/windows-vista/using-system-configuration>

<http://technet.microsoft.com/en-us/library/ee176963.aspx>

[http://technet.microsoft.com/en-us/library/cc990290\(v=ws.10\).aspx](http://technet.microsoft.com/en-us/library/cc990290(v=ws.10).aspx)

[http://technet.microsoft.com/en-us/library/cc738230\(v=ws.10\).aspx](http://technet.microsoft.com/en-us/library/cc738230(v=ws.10).aspx)

QUESTION 87

Your network contains an Active Directory domain named contoso.com. The domain contains two servers named Server1 and Server2 that run Windows Server 2012. You create a security template named Template1 by using the Security Templates snap-in. You need to apply Template1 to Server2. Which tool should you use?

- A. Security Configuration and Analysis
- B. Server Manager
- C. Computer Management
- D. Security Templates

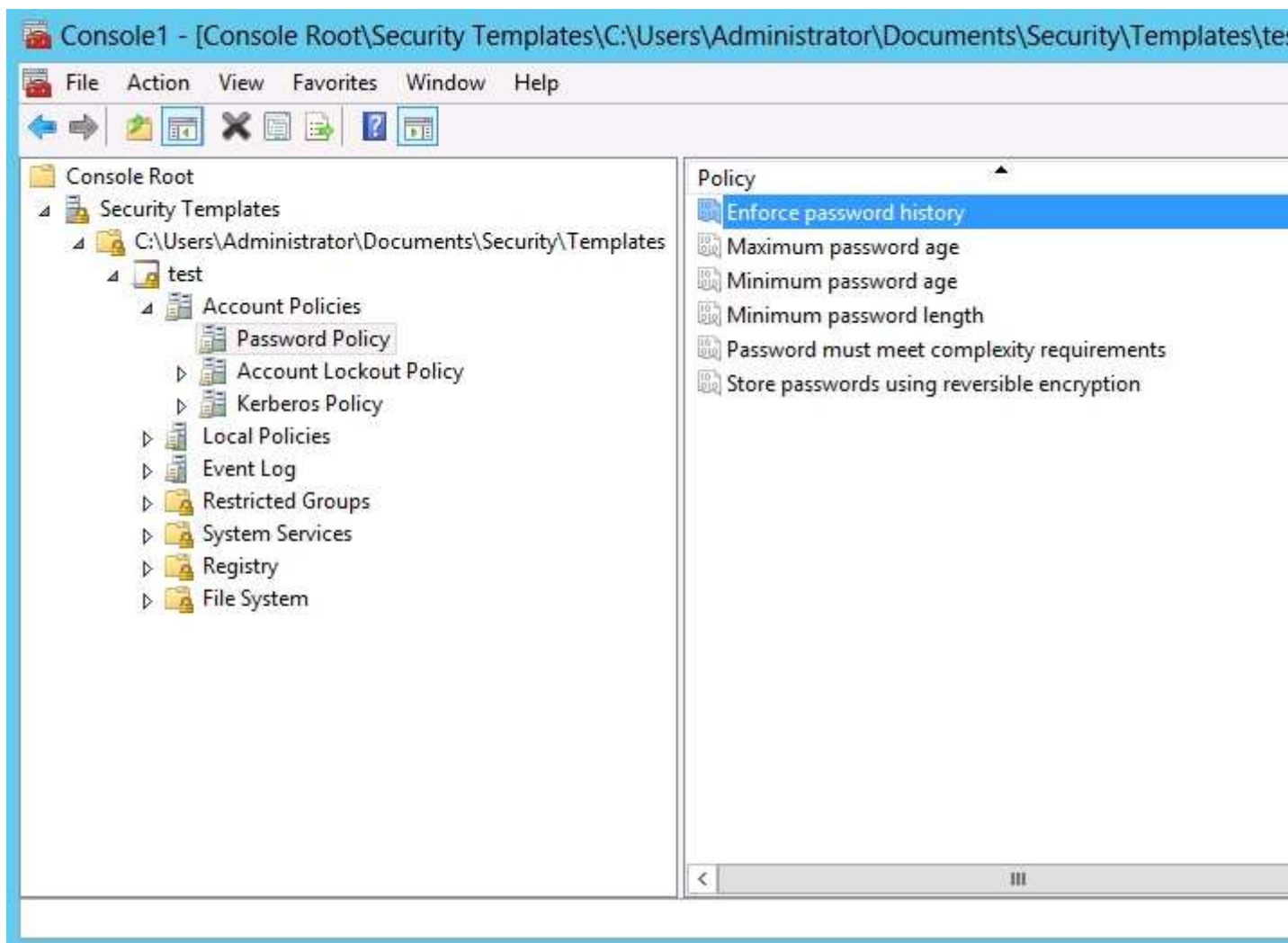
Correct Answer: A

Section: (none)

Explanation

Explanation/Reference:

Security templates are inactive until imported into a Group Policy object or the Security Configuration and Analysis



<http://technet.microsoft.com/en-us/library/jj730960.aspx>
<http://windows.microsoft.com/en-us/windows-vista/using-system-configuration>

QUESTION 88

Your network contains an Active Directory domain named adatum.com. The domain contains a server named Server1 that runs Windows Server 2012. On a server named Core1, you perform a Server Core Installation of Windows Server 2012. You join Core1 to the adatum.com domain. You need to ensure that you can use Event Viewer on Server1 to view the event logs on Core1. What should you do on Core1?

- A. Run the Disable NetFirewallRule cmdlet.
- B. Install Remote Server Administration Tools (RSAT).
- C. Install Windows Management Framework.
- D. Run the Enable-NetFirewallRule cmdlet.

Correct Answer: D

Section: (none)

Explanation

Explanation/Reference:

QUESTION 89

Your network contains an Active Directory domain named contoso.com. The domain contains a domain controller named DC1 that runs Windows Server 2012. A user named User1 attempts to log on to DO, but receives the error message shown in the exhibit. (Click the Exhibit button.)



You need to ensure that User1 can log on to DC1. What should you do?

- A. Modify the Account is sensitive and cannot be delegated setting of the User1 account.
- B. Grant User1 the Allow log on locally user right.
- C. Modify the Logon Workstations setting of the User1 account.
- D. Add User1 to the Remote Management Users group.

Correct Answer: B

Section: (none)

Explanation

Explanation/Reference:

Domain controllers, by default, restrict the types of user accounts that have the ability to log on locally.

Domain controllers, by default, restrict the types of user accounts that have the ability to log on locally. By default, only members of the Account Operators, Administrators, Backup Operators, Print Operators, and Server Operators groups have the Allowed logon locally system right. If you want to grant a user account the ability to log on locally to a domain controller, you must either make that user a member of a group that already has the Allowed logon locally system right or grant the right to that user account.

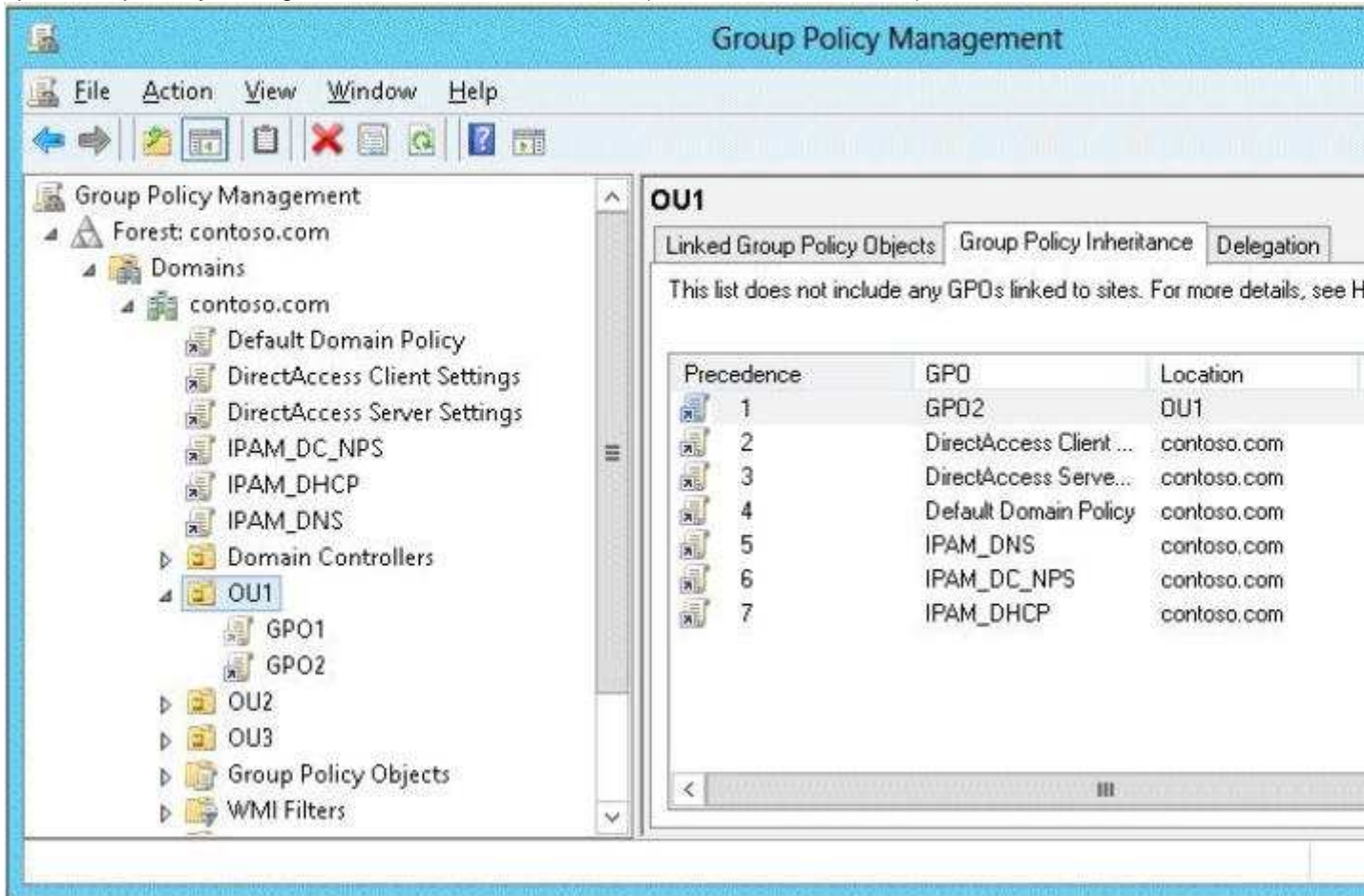
Edit Default Domain Controllers Policy

Expand Computer Configuration, Policies, Windows Settings, Security Settings, Local Policies, click User Rights Assignment.

Double-click Allow Logon Locally.

QUESTION 90

Your network contains an Active Directory domain named contoso.com. All user accounts in the sales department reside in an organizational unit (OU) named OU1. You have a Group Policy object (GPO) named GPO1. GPO1 is used to deploy a logon script to all of the users in the sales department. You discover that the logon script does not run when the sales users log on to their computers. You open Group Policy Management as shown in the exhibit. (Click the Exhibit button.)



You need to ensure that the logon script in GPO1 is applied to the sales users. What should you do?

- A. Modify the Delegation settings of GPO1.
- B. Modify the link order of GPO1.
- C. Enforce GPO1.
- D. Enable the link of GPO1.

Correct Answer: C

Section: (none)

Explanation

Explanation/Reference:

QUESTION 91

Your network contains an Active Directory domain named contoso.com. An organizational unit (OU) named OU1 contains user accounts and computer accounts. A Group Policy object (GPO) named GP1 is linked to the domain. GP1 contains Computer Configuration settings and User Configuration settings. You need to prevent the User Configuration settings in GP1 from being applied to users. The solution must ensure that the Computer Configuration settings in GP1 are applied to all client computers. What should you configure?

- A. The Group Policy loopback processing mode

- B. The Enforced setting
- C. The Block Inheritance feature
- D. The GPO Status

Correct Answer: A

Section: (none)

Explanation

Explanation/Reference:

A. Group Policy loopback with replace option needs to be used

- B. Blocking inheritance prevents Group Policy objects (GPOs) that are linked to higher sites, domains, or organizational units from being automatically inherited by the child-level
- C. Enforced prevent blocking at lower level
- D. The GPO Status. This indicates whether either the user configuration or computer configuration of the GPO is enabled or disabled

You can use the Group Policy loopback feature to apply Group Policy Objects (GPOs) that depend only on which computer the user logs on to.

User Group Policy loopback processing can be enabled in one of two modes: merge or replace. In merge mode, both GPOs applying to the user account and GPOs applying to the computer account are processed when a user logs in. GPOs that apply to the computer account are processed second and therefore take precedence – if a setting is defined in both the GPO(s) applying to the user account, and the GPO(s) applying to the computer account, the setting in the GPO(s) applying to the computer account will be enforced. With the replace mode, GPOs applying to the user account are not processed – only the GPOs applying to the computer account are applied.

Loopback can be set to Not Configured, Enabled, or Disabled. In the Enabled state, loopback can be set to Merge or Replace. In either case the user only receives user-related policy settings.

Loopback with Replace—In the case of Loopback with Replace, the GPO list for the user is replaced in its entirety by the GPO list that is already obtained for the computer at computer startup (during step 2 in Group Policy processing and precedence). The User Configuration settings from this list are applied to the user.

Loopback with Merge—In the case of Loopback with Merge, the Group Policy object list is a concatenation. The default list of GPOs for the user object is obtained, as normal, but then the list of GPOs for the computer (obtained during computer startup) is appended to this list. Because the computer's GPOs are processed after the user's GPOs, they have precedence if any of the settings conflict.

- This is a COMPUTER setting, which is found under Computer Configuration | Administrative Templates | System | Group Policy | User Group Policy Loopback Processing Mode
- You want to create a new OU in AD that is dedicated to computer accounts that will have loopback processing enabled.
- Create a new GPO in your new OU to enable User Group Policy Loopback Processing and set the appropriate mode (merge / replace).
- You will define the user settings you want to apply to the loopback-enabled PCs via GPOs in this same new OU. You can define these settings either in the same GPO where you enabled the User Group Policy Loopback Processing setting, or you create another new GPO in the same OU for your user settings.
- Remember that **when using the REPLACE mode, none of your other user GPOs will be applied when a user logs in to a machine that has loopback processing enabled.** ONLY the user settings that are defined in the GPOs that apply to that machine will be applied.

<http://msmvps.com/blogs/cgross/archive/2009/10/12/group-policy-loopback-processing.aspx>

[http://technet.microsoft.com/en-us/library/cc782810\(v=ws.10\).aspx](http://technet.microsoft.com/en-us/library/cc782810(v=ws.10).aspx)

<http://technet.microsoft.com/en-us/library/cc731076.aspx>

<http://technet.microsoft.com/en-us/library/cc753909.aspx>

<http://technet.microsoft.com/en-us/library/cc778238%28v=ws.10%29.aspx>

<http://technet.microsoft.com/en-us/magazine/dd673616.aspx>

QUESTION 92

Your network contains an Active Directory domain named contoso.com. All client computers run

Windows 8. You deploy a server named Server1 that runs Windows Server 2012. You install a new client-server application named App1 on Server1 and on the client computers. The client computers must use TCP port 6444 to connect to App1 on Server1. Server1 publishes the information of App1 to an intranet server named Server2 by using TCP port 3080. You need to ensure that all of the client computers can connect to App1. The solution must ensure that the application can connect to Server2. Which Windows Firewall rule should you create on Server1?

- A. An inbound rule to allow a connection to TCP port 6444
- B. An outbound rule to allow a connection to TCP port 6444
- C. An inbound rule to allow a connection to TCP port 3080
- D. An outbound rule to allow a connection to TCP port 3080

Correct Answer: A

Section: (none)

Explanation

Explanation/Reference:

Server1 gets request from Client PC's it needs a inbound rule for 6444

By default, Windows Firewall with Advanced Security blocks all unsolicited inbound network traffic, and allows all outbound network traffic. For unsolicited inbound network traffic to reach your computer, **you must create an allow rule to permit that type of network traffic.** If a network program cannot get access, verify that in the Windows Firewall with Advanced Security snap-in there is an active allow rule for the current profile. To verify that there is an active allow rule, double-click Monitoring and then click Firewall.

If there is no active allow rule for the program, go to the Inbound Rules node and create a new rule for that program. Create either a program rule, or a service rule, or search for a group that applies to the feature and make sure all the rules in the group are enabled. To permit the traffic, you must create a rule for the program that needs to listen for that traffic. If you know the TCP or UDP port numbers required by the program, you can additionally restrict the rule to only those ports, reducing the vulnerability of opening up all ports for the program.

<http://social.technet.microsoft.com/wiki/contents/articles/13894.troubleshooting-windows-firewall-with-advanced-security-in-windows-server-2012.aspx>

QUESTION 93

You have a server named Server1 that runs Windows Server 2012. Server1 has following storage spaces:

- Data
- Users
- Backups
- Primordial

You add an additional hard disk to Server1.

You need to identify which storage space contains the new hard disk.

Which storage space contains the new disk?

- A. Data
- B. Primordial
- C. Users
- D. Backups

Correct Answer: B

Section: (none)

Explanation

Explanation/Reference:

New Disks (Unallocated space) added to Primordial space

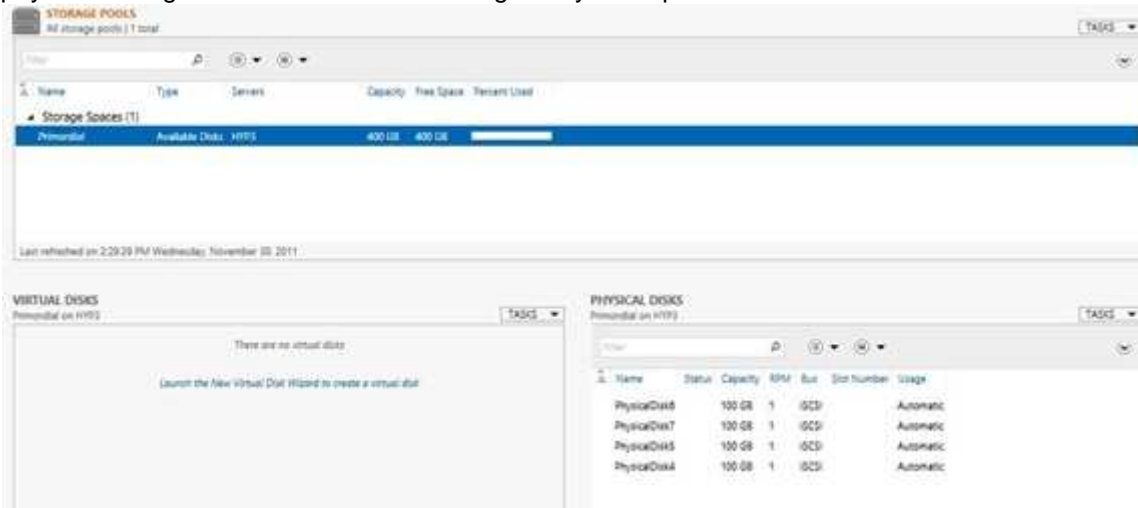
Primordial Pool?

All storage that meets acceptable criteria for Storage Spaces will be placed in the *Primordial Pool*.

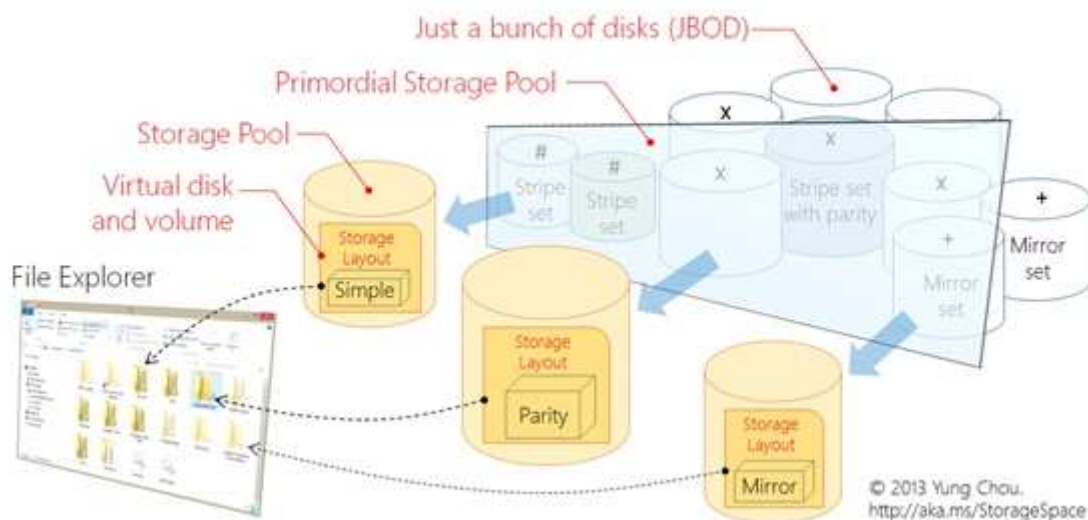
This can be considered the default pool for devices from which any other pools will be created.

Notice that there are no other virtual disks or pools at this point. The Primordial Pool will only consist of

physical storage devices that do not belong to any other pools.



Windows Server 2012 Storage Virtualization Concept



<http://blogs.technet.com/b/canitpro/archive/2012/12/13/storage-pools-dive-right-in.aspx>
<http://blogs.technet.com/b/askpfplat/archive/2012/10/10/windows-server-2012-storage-spaces-is-it-for-you-could-be.aspx>

QUESTION 94

Your network contains two Hyper-V hosts named Host1 and Host2. Host1 contains a virtual machine named VM1. Host2 contains a virtual machine named VM2. VM1 and VM2 run Windows Server 2012. You install the Network Load Balancing feature on VM1 and VM2. You need to ensure that the virtual machines are configured to support Network Load Balancing (NLB). Which virtual machine settings should you configure on VM1 and VM2?

- A. Port mirroring
- B. Router guard
- C. DHCP guard
- D. MAC address

Correct Answer: D

Section: (none)

Explanation

Explanation/Reference:

In Hyper-V, the VM host prevents dynamic MAC address updates as an extra layer of security in the datacenter. This is because the VM may have full administrator rights, yet it may be untrusted in the datacenter, for example when the VM hosting is provided by an independent hosting company. In this scenario, we need to make sure that one VM cannot cause a DOS or information disclosure attack against another VM. **If a VM is able to spoof its MAC address, then it can spoof the MAC addresses of other VMs** and impact other VMs on that host. The physical switches have similar protections and it is up to the admin to enable that protection or not.

If you do not enable spoofing of MAC address prior to configuring NLB on the VM you could potentially have problems with the NLB cluster.

When configuring NLB in unicast mode on Hyper-V with enable spoofing of MAC Address *disabled* you may see some of the following symptoms:

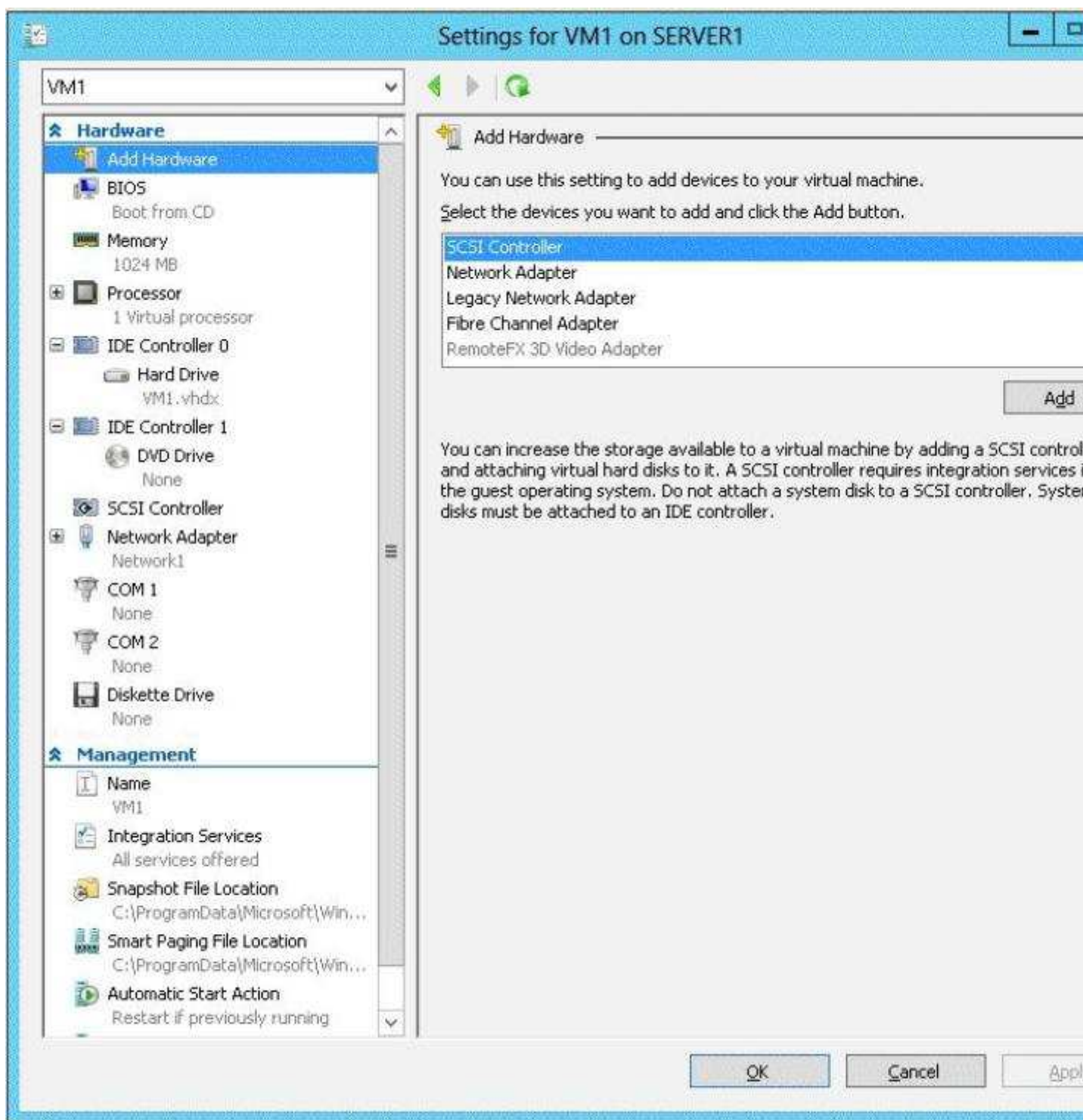
- When initially configuring NLB you will lose network connectivity on the network adaptor NLB was configured on.
- There will be an NLB error event in the Windows Event Log stating that the network adaptor does not support dynamic MAC address updates.
- After rebooting the server, NLB will appear to be bound to the network adapter, but the cluster VIP will not have been added to the network adaptor.
- The cluster MAC address will still be the original MAC address associated with the network adaptor prior to configuring NLB. Use CMD> ipconfig /all to view the MAC address. It should start with "02-BF-****"
- If you ignore all previous symptoms and manually add the VIP you could get an IP conflict if there are other nodes in the cluster that have the same VIP.

With that said, to allow VM guests to run NLB you need to set the VM property for "Enable spoofing of MAC Address".

To enable spoofing of MAC Addresses open the Hyper-V management console. Make sure the VM is stopped open the properties of the VM. Select the Network Adaptor for the NLB VM and check the "Enable spoofing of MAC Address" and click OK. Then start the VM.

QUESTION 95

Your network contains an Active Directory domain named contoso.com. The domain contains a server named Server1. Server1 runs Windows Server 2012 and has the Hyper-V server role installed. On Server1, you create a virtual machine named VM1. When you try to add a RemoteFX 3D Video Adapter to VM1, you discover that the option is unavailable as shown in the following exhibit. (Click the Exhibit button.)



You need to add the RemoteFX 3D Video Adapter to VM1. What should you do first?

- A. On Server1, install the Media Foundation feature.
- B. On Server1, install the Remote Desktop Visualization Host (RD Visualization Host) role service.
- C. On Server1, run the Enable-VMRemoteFxPhysicalVideoAdapter cmdlet.
- D. On Server1, run the Add-VMRemoteFx3dVideoAdapter cmdlet.

Correct Answer: D

Section: (none)

Explanation

Explanation/Reference:

<http://social.technet.microsoft.com/Forums/en-US/winserverTS/thread/c7a6cf20-9c66-4fda-ac36->

0f069660c174/

Does Hyper-V Server 01 support RemoteFX desktops?

I am not sure if you already solved this but I ran into an issue when I was trying to enable the RemoteFX video adapter to a VM and had to add it using powershell. This is what I used:

Import-Module RemoteDesktopServices

Add-VMRemoteFx3dVideoAdapter -VMName VirtualMachineName Where VirtualMachineName is the name of your VM. If I did not do this it was impossible to add the vGPU to the VM and it just gave me errors.

Add-VMRemoteFx3dVideoAdapter -VMName VirtualMachineName

QUESTION 96

Your company has a main office and two branch offices. The offices connect to each other by using a WAN link. In the main office, you have a server named Server1 that runs Windows Server 2012.

Server1 is configured to use an IPv4 address only. You need to assign an IPv6 address to Server1. The IP address must be private and routable. Which IPv6 address should you assign to Server1?

- A. ff00:3fff:65df:145c:dca8::82a4
- B. 2001:ab32:145c::32cc:401b
- C. fe80:ab32:145c::32cc:401b
- D. fd00:ab32:14:ad88:ac:58:abc2:4

Correct Answer: D

Section: (none)

Explanation

Explanation/Reference:

pg 266 Chapter 6 : Installing and Configuring Windows Server 2012

Unique local addresses

Unique local addresses are IPv6 addresses that are private to an organization in the same way that private addresses—such as 10.x.x.x, 192.168.x.x, or 172.16.0.0 - 172.31.255.255—can be used on an IPv4 network.

Unique local addresses, therefore, are not routable on the IPv6 Internet in the same way that an address like 10.20.100.55 is not routable on the IPv4 Internet.

A unique local address is always structured as follows:

The first 8 bits are always 11111101 in binary format. This means that a unique local address always begins with FD and has a prefix identifier of FD00::/8.

- A. fe80 is a public address
- B. ff is a multicast address
- C.
- D. **FD is a private routable prefix**

fc00::/7

Unique Local Addresses (ULAs) These addresses are reserved for local use in home and enterprise environments

Example: fdf8:f53b:82e4::53

These addresses are reserved for local use in home and enterprise environments and are not public address space.

These addresses might not be unique, and there is no formal address registration.

Packets with these addresses in the source or destination fields **are not intended to be routed on the public** Internet but are **intended**

to be routed within the enterprise or organisation. See RFC 4193 for more details

IPv6 Prefix	Allocation	Reference	
0000::/8	Reserved by IETF	[RFC4291]	[1] [2] [3] [4] [5]
0100::/8	Reserved by IETF	[RFC4291]	0100::/64 reserved for Discard-Only Address Block [RFC6666]. Com
0200::/7	Reserved by IETF	[RFC4048]	Deprecated as of December 2004 [RFC4048]. Formerly an OSI NSA
0400::/6	Reserved by IETF	[RFC4291]	
0800::/5	Reserved by IETF	[RFC4291]	
1000::/4	Reserved by IETF	[RFC4291]	
2000::/3	Global Unicast	[RFC4291]	The IPv6 Unicast space encompasses the entire IPv6 address range registered in [IANA registry ipv6-unicast-address-assignments]. [6] [
4000::/3	Reserved by IETF	[RFC4291]	
6000::/3	Reserved by IETF	[RFC4291]	
8000::/3	Reserved by IETF	[RFC4291]	
a000::/3	Reserved by IETF	[RFC4291]	
c000::/3	Reserved by IETF	[RFC4291]	
e000::/4	Reserved by IETF	[RFC4291]	
f000::/5	Reserved by IETF	[RFC4291]	
f800::/6	Reserved by IETF	[RFC4291]	
fc00::/7	Unique Local Unicast	[RFC4193]	For complete registration details, see [IANA registry iana-ipv6-speci
fe00::/9	Reserved by IETF	[RFC4291]	
fe80::/10	Link-Scoped Unicast	[RFC4291]	Reserved by protocol. For authoritative registration, see [IANA regist
fec0::/10	Reserved by IETF	[RFC3879]	Deprecated by [RFC3879] in September 2004. Formerly a Site-Local
ff00::/8	Multicast	[RFC4291]	IANA assignments from this block are registered in [IANA registry ip

<http://www.iana.org/assignments/ipv6-address-space/ipv6-address-space.xml>

http://www.ripe.net/lir-services/new-lir/ipv6_reference_card.pdf

QUESTION 97

Your network contains three servers. The servers are configured as shown in the following table.

Server name	CPU type	Operating system	Installation type
Server1	x86	32-bit Windows Server 2008 Service Pack 2 (SP2)	Full
Server2	X86	32-bit Windows Server 2008 Service Pack 2 (SP2)	Server Core
Server3	x64	64-bit Windows Server 2008 R2	Full

Your company plans to standardize all of the servers on Windows Server 2012. You need to recommend an upgrade path for each server. The solution must meet the following requirements:

- Upgrade the existing operating system whenever possible.
- Minimize hardware purchases.

Which upgrade path should you recommend for each server?

To answer, drag the appropriate upgrade path to each server in the answer area. Each upgrade path may be used once, more than once, or not at all.

Select and Place:

Click here to enter text.	Answer Area	
Clean installation on new hardware	Server1	
Clean installation on existing hardware	Server2	
Upgrade on existing hardware	Server3	

Correct Answer:

Click here to enter text.	Answer Area	
Clean installation on new hardware	Server1	Clean installation on new hardware
Clean installation on existing hardware	Server2	Clean installation on new hardware
Upgrade on existing hardware	Server3	Upgrade on existing hardware

Section: (none)

Explanation

Explanation/Reference:

Server1 not 64-bit processor

Server2 not 64-bit processor

Server3 64-bit processor, needs 2008 SP1

Upgrade Path Considerations:

There are upgrade paths to Windows Server 2012 from both Windows Server 2008 SP2 and Windows Server 2008 R2. The following table summarizes the available upgrade paths.

Upgrade Options	Windows Server 2012	Windows Server 2012
	Standard	Datacenter
Windows 2008 Standard/Enterprise with SP2 (x64)	Yes	Yes
Windows 2008 Datacenter with SP2 (x64)	No	Yes
Windows Web Server 2008	Yes	No
Windows 2008 R2 Standard or Enterprise with Sp1	Yes	Yes
Windows 2008 R2 Datacenter with Sp1	No	Yes
Windows Web Server 2008 R2	Yes	No

The same old rules still apply. In-place upgrades from 32-bit edition of Windows Server 2008, upgrades from one language to another, from one build type to another (chk to fre) are not supported. You also cannot perform an in-place upgrade from any pre-RTM builds of Windows Server 2012 (like the Release Preview build) to the RTM build. Depending on the role you are running, an upgrade would be blocked from being performed. As an example, having Failover Clustering as an added role in Windows 2008 R2 will block an upgrade.

<http://blogs.technet.com/b/askcore/archive/2012/10/23/upgrading-to-windows-server-2012-part-1.aspx>
<http://technet.microsoft.com/en-us/library/jj134246.aspx>

QUESTION 98

Your network contains an Active Directory forest. The forest functional level is Windows Server 2012. The forest contains a single domain. The domain contains a member server named Server1. Server1 runs Windows Server 2012. You purchase a network scanner named Scanner1 that supports Web Services on Devices (WSD). You need to share the network scanner on Server1. Which server role should you install on Server1?

- A. Web Server (IIS)
- B. Fax Server
- C. File and Storage Services
- D. Print and Document Services

Correct Answer: D

Section: (none)

Explanation

Explanation/Reference:

A. Can share printers, scanners and fax

Print and Document Services enables you to centralize print server and network printer tasks. With this role, you can also receive scanned documents from network scanners and route the documents to a

shared network resource, Windows SharePoint Services site, or email addresses.
Windows Server 2012 uses Web Services on Devices (WSD) technologies to integrate scanning devices into the system

<http://technet.microsoft.com/en-us/library/hh831468.aspx>

<http://technet.microsoft.com/en-us/library/jj134196.aspx>

QUESTION 99

You have a server named Server1. Server1 runs Windows Server 2012 and has the File and Storage Services server role installed.

You attach four 500-GB disks to Server1.

You need to configure the storage to meet the following requirements:

- Storage for an application named Application1 must be provided. Application1 requires 20 GB and will require a maximum of 800 GB in three years.
- Storage for an application named Application must be provided. Application requires 20 GB and will require a maximum of 900 GB in three years.
- The solution must provide the ability to dynamically add storage without requiring configuration changes to the applications.
- The storage must be available if a single disk fails.

Which two actions should you perform? (Each correct answer presents part of the solution. Choose two.)

- A. From File and Storage Services, create virtual disks by using fixed provisioning.
- B. From File and Storage Services, create a storage pool that uses all four disks.
- C. From Disk Management, create two new mirror volumes that use two disks each.
- D. From Disk Management, create a new RAID-5 volume that uses all four disks.
- E. From File and Storage Services, create virtual disks by using thin provisioning.

Correct Answer: AB

Section: (none)

Explanation

Explanation/Reference:

QUESTION 100

Your network contains an Active Directory forest named contoso.com. The forest contains a child domain named europe.contoso.com. The europe.contoso.com child domain contains a server named Server1 that runs Windows Server 2012. You install the DHCP Server server role on Server1. You have access to the administrative accounts shown in the following table.

Account name	Account location	Member of
Admin1	Server1	Server1\Administrators
Admin2	Europe.contoso.com	Europe\Domain Admins
Admin3	Europe.contoso.com	Europe\Administrators
Admin4	Contoso.com	Contoso\Enterprise Admins

You need to authorize Server1. Which user account should you use?

- A. Admin1
- B. Admin
- C. Admin3
- D. Admin4

Correct Answer: D

Section: (none)

Explanation

Explanation/Reference:

- A. Local account can't be used
- B. Authorization needs to happen in contoso.com and must be a Ent Admin

- C. Authorization needs to happen in contoso.com and must be a Ent Admin
D. **Correct domain and is a member of Enterprise Admin's**

[http://technet.microsoft.com/en-us/library/cc759688\(v=ws.10\).aspx](http://technet.microsoft.com/en-us/library/cc759688(v=ws.10).aspx)

QUESTION 101

Your network contains an Active Directory domain named contoso.com. The domain contains a server named Server1 that runs Windows Server 2012. Server1 contains a single virtual machine named VM1. You need to ensure that a user named User1 can manage the virtual machine settings of VM1. The solution must minimize the number of permissions assigned to User1. To which group should you add User1?

- A. Administrators
B. Power Users
C. Hyper-V Administrators
D. Server Operators

Correct Answer: C

Section: (none)

Explanation

Explanation/Reference:

This group can reduce the number of users that belong to the local Administrators group while providing users with access to Hyper-V

Simplified authorization:

The **Hyper-V Administrators group** is introduced and is implemented as a local security group.

What value does this change add?

This group can reduce the number of users that belong to the local Administrators group while providing users with access to Hyper-V.

What works differently?

The Hyper-V Administrators group is a new local security group. **Add users to this group instead of the local Administrators group to provide them with access to Hyper-V. Members of the Hyper-V Administrators have complete and unrestricted access to all features of Hyper-V.**

<http://technet.microsoft.com/en-us/library/hh831410.aspx>

QUESTION 102

Your network contains multiple subnets. On one of the subnets, you deploy a server named Server1 that runs Windows Server 2012. You install the DNS Server server role on Server1, and then you create a standard primary zone named contoso.com. You need to ensure that client computers can resolve single-label names to IP addresses. What should you do first?

- A. Create a reverse lookup zone.
B. Convert the contoso.com zone to an Active Directory-integrated zone.
C. Configure dynamic updates for contoso.com.
D. **Create a GlobalNames zone.**

Correct Answer: D

Section: (none)

Explanation

Explanation/Reference:

use GlobalNames zones in Windows Server 2008 to take advantage of single-label names

Providing Single-Label DNS Name Resolution:

While Domain Name System (DNS) is the predominant name-resolution technology in TCP/IP networks, Windows Internet Name Service (WINS) is deployed in many networks as an alternative name-resolution protocol.

GlobalNames Zone (GNZ) feature:

The GNZ feature is designed to enable DNS resolution of these single-label, static, global names. You can deploy a GNZ in a single forest or across multiple forests.

GNZ is intended to aid the retirement of WINS. It is not a replacement for WINS. GNZ is not intended to support the single-label name resolution of records that are registered dynamically and therefore not managed by IT administrators. GNZ does make it possible for you to provide single-label name resolution of a fixed set of host computers whose names are guaranteed to be both global and unique.

<http://technet.microsoft.com/en-us/library/cc731744.aspx>

[http://technet.microsoft.com/en-us/library/cc816610\(v=ws.10\).aspx](http://technet.microsoft.com/en-us/library/cc816610(v=ws.10).aspx)

QUESTION 103

You have a server named Server1 that runs Windows Server 2012. Server1 has six network adapters. Two of the network adapters are connected to a network named LAN1, two of the network adapters are connected to a network named LAN2, and two of the network adapters are connected to a network named LAN3. You create a network adapter team named Team1 from the two adapters connected to LAN1. You create a network adapter team named Team2 from the two adapters connected to LAN2. A company policy states that all server IP addresses must be assigned by using a reserved address in DHCP. You need to identify how many DHCP reservations you must create for Server1. How many reservations should you identify?

- A. 3
- B. 4
- C. 6
- D. 8

Correct Answer: B

Section: (none)

Explanation

Explanation/Reference:

2 Adapters = LAN1 = Team1 = 1 IP

2 Adapters = LAN2 = Team2 = 1 IP

2 Adapters = LAN3 = No Team = 2 IP

$1 + 1 + 2 = 4$

QUESTION 104

Your network contains an Active Directory domain named contoso.com. All servers run Windows Server 2012. The domain contains a server named Server1. You open Review Options in the Active Directory Domain Services Configuration Wizard, and then you click View script. You need to ensure that you can use the script to promote Server1 to a domain controller. Which file extension should you use to save the script?

- A. .pal
- B. .bat
- C. .xml
- D. .cmd

Correct Answer: A

Section: (none)

Explanation

Explanation/Reference:

QUESTION 105

You have a server named Server1 that runs Windows Server 2012. You promote Server1 to a domain controller. You need to view the service location (SRV) records that Server1 registers in DNS. What should you do on Server1?

- A. Open the Srv.sys file
- B. Open the Netlogon.dns file
- C. Run ipconfig/displaydns
- D. Run Get-DnsServerDiagnostics

Correct Answer: B

Section: (none)

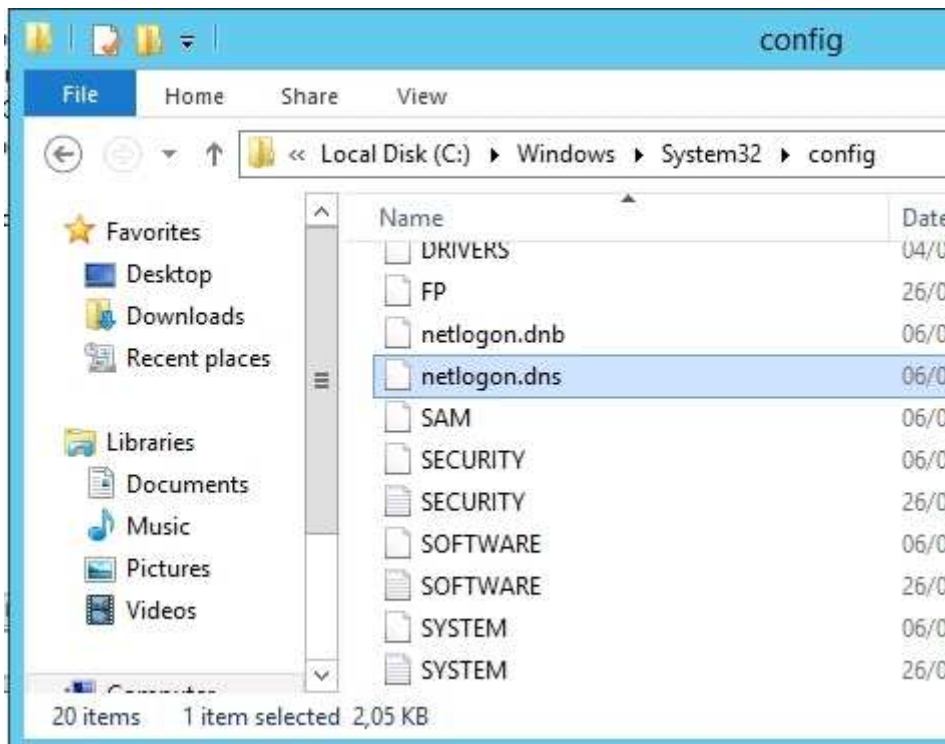
Explanation

Explanation/Reference:

- A. Timestamp server driver
- B. **Netlogon service creates a log file that contains all the locator resource records stored in netlogon.**
- C. used to display current resolver cache content
- D. Gets DNS event logging details

The Netlogon service creates a log file that contains all the locator resource records and places the log file in the following location:

% SystemRoot %\System32\Config\Netlogon.dns



<http://technet.microsoft.com/en-us/library/cc959303.aspx>

[http://technet.microsoft.com/en-us/library/jj649883\(v=wps.620\).aspx](http://technet.microsoft.com/en-us/library/jj649883(v=wps.620).aspx)

QUESTION 106

You perform a Server Core Installation of Windows Server 2012 on a server named Server1. You need to add a graphical user interface (GUI) to Server1. Which tool should you use?

- A. The Add-WindowsPackage cmdlet
- B. The ocsetup.exe command
- C. The Add-WindowsFeature cmdlet
- D. The Install-RoleService cmdlet

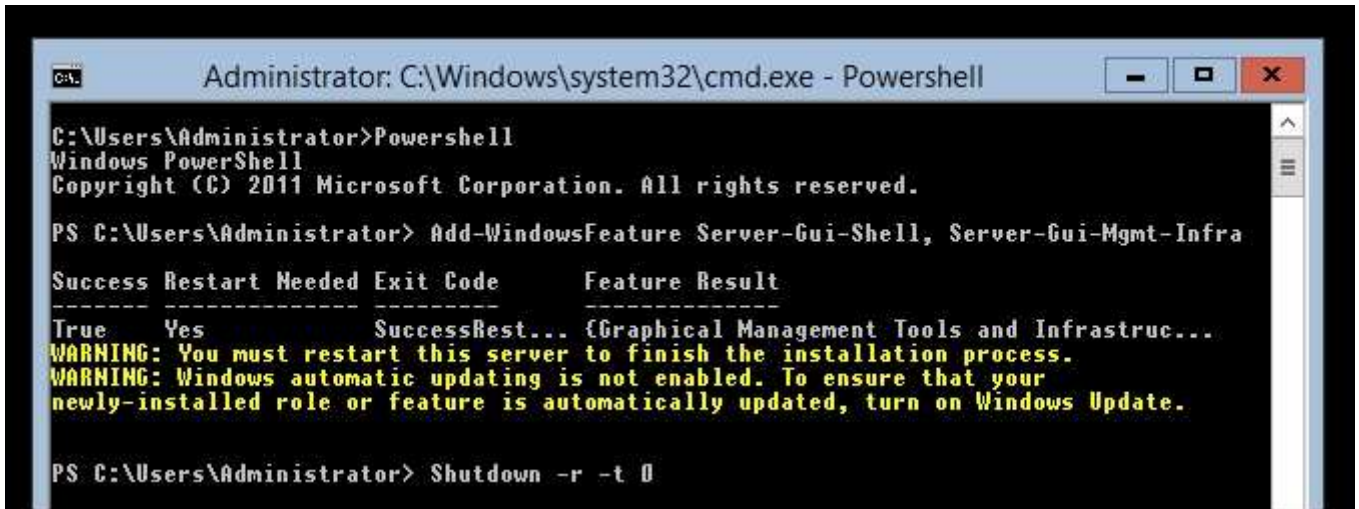
Correct Answer: C

Section: (none)

Explanation

Explanation/Reference:

The Add-WindowsFeature cmdlet allows you to install specified roles, role services, and features
Add-WindowsFeature - Allows you to install specified roles, role services, and features



```
Administrator: C:\Windows\system32\cmd.exe - Powershell

C:\Users\Administrator>Powershell
Windows PowerShell
Copyright (C) 2011 Microsoft Corporation. All rights reserved.

PS C:\Users\Administrator> Add-WindowsFeature Server-Gui-Shell, Server-Gui-Mgmt-Infra

Success Restart Needed Exit Code      Feature Result
-----
True      Yes      SuccessRest... {Graphical Management Tools and Infrastruc...
WARNING: You must restart this server to finish the installation process.
WARNING: Windows automatic updating is not enabled. To ensure that your
newly-installed role or feature is automatically updated, turn on Windows Update.

PS C:\Users\Administrator> Shutdown -r -t 0
```

<http://technet.microsoft.com/en-us/library/ee662309.aspx>
<http://technet.microsoft.com/en-us/library/hh852164.aspx>

QUESTION 107

You have a server named Server1. Server1 runs Windows Server 2012. Server1 has two network adapters. Each network adapter must be configured as shown in the following table.

Network adapter name	Required IPv6 address type
NIC1	Private Routable
NIC2	Multicast


You need to configure the correct IPv6 address prefix for each network adapter. Which prefix should you select for each network adapter?

To answer, drag the appropriate IPv6 prefix to the correct network adapter in the answer area. Each prefix may be used once, more than once, or not at all. You may need to drag the split bar between panes or scroll to view content.

Select and Place:



Correct Answer:



Section: (none)
Explanation

Explanation/Reference:

IPv6 Prefix	Allocation	Reference	
0000::/8	Reserved by IETF	[RFC4291]	[1] [2] [3] [4] [5]
0100::/8	Reserved by IETF	[RFC4291]	0100::/64 reserved for Discard-Only Address Block [RFC6666]. Com
0200::/7	Reserved by IETF	[RFC4048]	Deprecated as of December 2004 [RFC4048]. Formerly an OSI NSA
0400::/6	Reserved by IETF	[RFC4291]	
0800::/5	Reserved by IETF	[RFC4291]	
1000::/4	Reserved by IETF	[RFC4291]	
2000::/3	Global Unicast	[RFC4291]	The IPv6 Unicast space encompasses the entire IPv6 address range registered in [IANA registry <i>ipv6-unicast-address-assignments</i>]. [6] [
4000::/3	Reserved by IETF	[RFC4291]	
6000::/3	Reserved by IETF	[RFC4291]	
8000::/3	Reserved by IETF	[RFC4291]	
a000::/3	Reserved by IETF	[RFC4291]	
c000::/3	Reserved by IETF	[RFC4291]	
e000::/4	Reserved by IETF	[RFC4291]	
f000::/5	Reserved by IETF	[RFC4291]	
f800::/6	Reserved by IETF	[RFC4291]	
fc00::/7	Unique Local Unicast	[RFC4193]	For complete registration details, see [IANA registry <i>iana-ipv6-speci</i>
fe00::/9	Reserved by IETF	[RFC4291]	
fe80::/10	Link-Scoped Unicast	[RFC4291]	Reserved by protocol. For authoritative registration, see [IANA regist
fec0::/10	Reserved by IETF	[RFC3879]	Deprecated by [RFC3879] in September 2004. Formerly a Site-Local
ff00::/8	Multicast	[RFC4291]	IANA assignments from this block are registered in [IANA registry <i>ip</i>

<http://www.iana.org/assignments/ipv6-address-space/ipv6-address-space.xml>

QUESTION 108

Your network contains an Active Directory domain named contoso.com. The domain contains a server named Server1. Server1 runs a Server Core installation of Windows Server 2012.

You install the DNS Server server role on Server1.

You need to perform the following configurations on Server1:

Create an Active Directory-integrated zone named adatum.com.

Send unresolved DNS client queries for other domain suffixes to the DNS server of your company's Internet Service Provider (ISP).

Which Windows PowerShell cmdlets should you use?

To answer, drag the appropriate cmdlet to the correct configuration in the answer area. Each cmdlet may be used once, more than once, or not at all. You may need to drag the split bar between panes or scroll to view content.

Select and Place:

Cmdlets	Answer Area
Add-DNSServerDirectoryPartition	Create an Active Directory-integrated zone named adatum.com.
Add-DNSServerPrimaryZone	Send unresolved DNS client queries for other domain suffixes to the DNS server of your company's Internet Service Provider (ISP).
Set-DNSServer	
Set-DNSServerForwarder	
Set-DNSServerDSSetting	
Set-DNSServerSetting	

Correct Answer:

Cmdlets	Answer Area
Add-DNSServerDirectoryPartition	Create an Active Directory-integrated zone named adatum.com.
Add-DNSServerPrimaryZone	Send unresolved DNS client queries for other domain suffixes to the DNS server of your company's Internet Service Provider (ISP).
Set-DNSServer	
Set-DNSServerForwarder	
Set-DNSServerDSSetting	
Set-DNSServerSetting	

Section: (none)

Explanation

Explanation/Reference:

Add-DnsServerDirectoryPartition: Creates a DNS application directory partition.

Add-DnsServerPrimaryZone: Adds a primary zone to a DNS server.

Set-DNSServer Overwrites a DNS server configuration.

SET-DNSServerForwarder Changes forwarder settings on a DNS server

Set-DNSServerDSSetting Modifies DNS Active Directory settings.

Set-DNSServerSetting Modifies DNS server settings.

[http://technet.microsoft.com/en-us/library/jj649942\(v=wps.620\).aspx](http://technet.microsoft.com/en-us/library/jj649942(v=wps.620).aspx)

[http://technet.microsoft.com/en-us/library/jj649876\(v=wps.620\).aspx](http://technet.microsoft.com/en-us/library/jj649876(v=wps.620).aspx)

[http://technet.microsoft.com/en-us/library/jj649845\(v=wps.620\).aspx](http://technet.microsoft.com/en-us/library/jj649845(v=wps.620).aspx)

[http://technet.microsoft.com/en-us/library/jj649887\(v=wps.620\).aspx](http://technet.microsoft.com/en-us/library/jj649887(v=wps.620).aspx)

<http://technet.microsoft.com/en-us/library/jj649874.aspx>

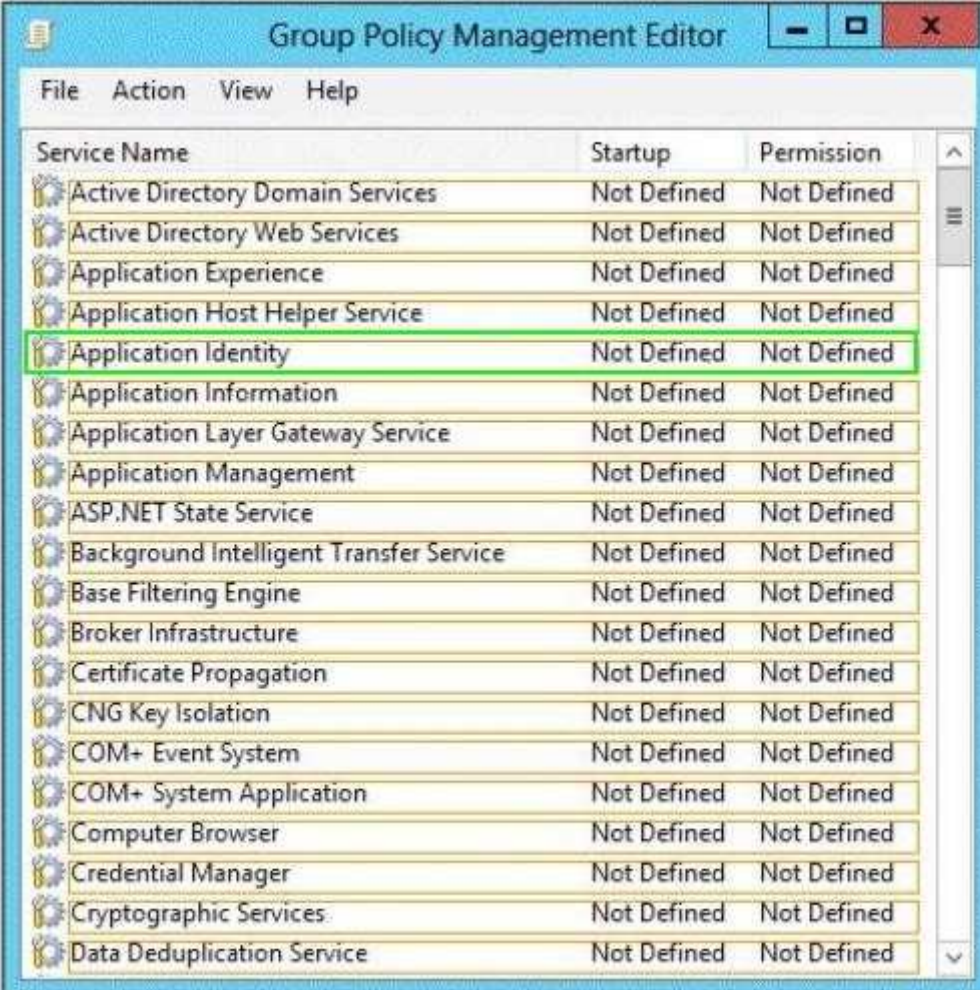
<http://technet.microsoft.com/en-us/library/jj649909.aspx>

QUESTION 109

Your network contains an Active Directory domain named adatum.com. All domain controllers run Windows Server 2012. All client computers run Windows 7. The computer accounts for all of the client computers are located in an organizational unit (OU) named OU1. An administrator links a Group Policy object (GPO) to OU1. The GPO contains several application control policies. You

discover that the application control policies are not enforced on the client computers. You need to modify the GPO to ensure that the application control policies are enforced on the client computers. What should you configure in the GPO? To answer, select the appropriate service in the answer area.

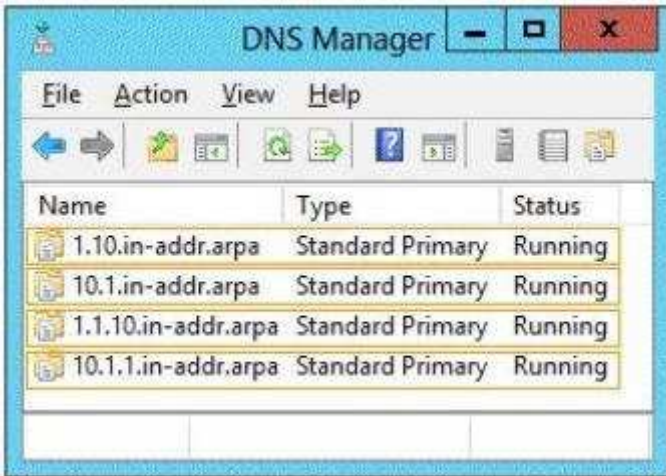
Exhibit:



The screenshot shows the 'Group Policy Management Editor' window. It contains a table with three columns: 'Service Name', 'Startup', and 'Permission'. The 'Application Identity' service is highlighted with a green border.

Service Name	Startup	Permission
Active Directory Domain Services	Not Defined	Not Defined
Active Directory Web Services	Not Defined	Not Defined
Application Experience	Not Defined	Not Defined
Application Host Helper Service	Not Defined	Not Defined
Application Identity	Not Defined	Not Defined
Application Information	Not Defined	Not Defined
Application Layer Gateway Service	Not Defined	Not Defined
Application Management	Not Defined	Not Defined
ASP.NET State Service	Not Defined	Not Defined
Background Intelligent Transfer Service	Not Defined	Not Defined
Base Filtering Engine	Not Defined	Not Defined
Broker Infrastructure	Not Defined	Not Defined
Certificate Propagation	Not Defined	Not Defined
CNG Key Isolation	Not Defined	Not Defined
COM+ Event System	Not Defined	Not Defined
COM+ System Application	Not Defined	Not Defined
Computer Browser	Not Defined	Not Defined
Credential Manager	Not Defined	Not Defined
Cryptographic Services	Not Defined	Not Defined
Data Deduplication Service	Not Defined	Not Defined

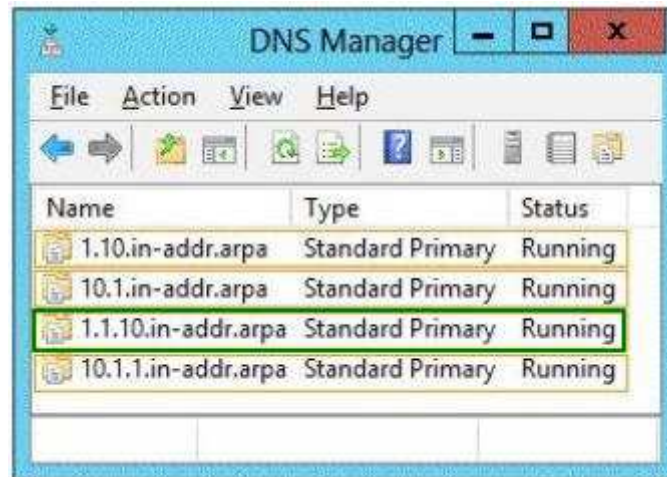
Point and Shoot:



The screenshot shows the 'DNS Manager' window. It contains a table with three columns: 'Name', 'Type', and 'Status'. All four listed zones are in a 'Running' status.

Name	Type	Status
1.10.in-addr.arpa	Standard Primary	Running
10.1.in-addr.arpa	Standard Primary	Running
1.1.10.in-addr.arpa	Standard Primary	Running
10.1.1.in-addr.arpa	Standard Primary	Running

Correct Answer:



Section: (none)

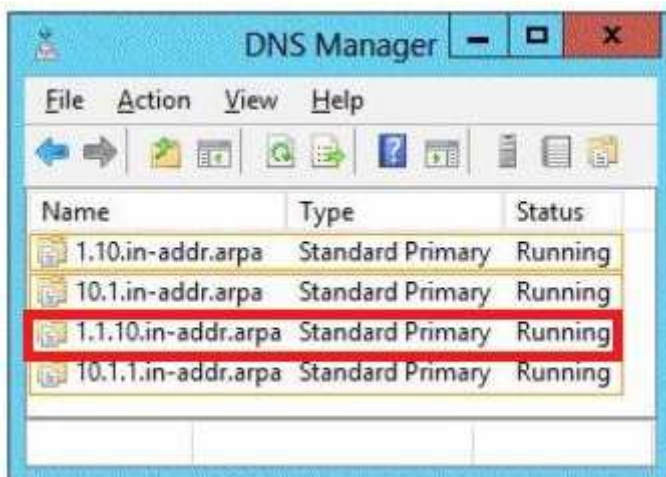
Explanation

Explanation/Reference:

Octets specified in reverse order

<subnet-specific label> . <octet> . <octet> . <octet> . in-addr .arpa

<http://technet.microsoft.com/en-us/library/cc961414.aspx>



QUESTION 110

Your company has a main office that contains 225 client computers. The client computers are located on a subnet that uses the network ID of 10.10.1.0/24. The company plans to open two branch offices. The offices will be configured as shown in the following table.



<http://www.gratisexam.com/>

Office name	Number of client computers
Branch1	100
Branch2	50

You need to select a network prefix for each office to ensure that there are enough IPv4 addresses for each client computer.

The solution must minimize the number of unused IP addresses.

Which network prefixes should you select?

To answer, drag the appropriate network prefix to the correct branch office in the answer area.

Select and Place:

Network Prefixes	Answer Area
/24	Branch1 Network prefix
/25	Branch2 Network prefix
/26	
/27	
/28	

Correct Answer:

Network Prefixes	Answer Area
/24	Branch1 /25
	Branch2 /26
/27	
/28	

Section: (none)

Explanation

Explanation/Reference:

$32 = 8+8+8+8 = \text{MASK } 0.0.0.0$

dec $32-25=7$

bin $00000000000000000000000011111111 = \text{dec } 127$

dec $32-26=6$

bin $00000000000000000000000011111111 = \text{dec } 63$

CIDR prefix-length	Dotted-Decimal	# Individual Addresses	# of Classful Networks
/13	255.248.0.0	512 K	8 Bs or 2048 Cs
/14	255.252.0.0	256 K	4 Bs or 1024 Cs
/15	255.254.0.0	128 K	2 Bs or 512 Cs
/16	255.255.0.0	64 K	1 B or 256 Cs
/17	255.255.128.0	32 K	128 Cs
/18	255.255.192.0	16 K	64 Cs
/19	255.255.224.0	8 K	32 Cs
/20	255.255.240.0	4 K	16 Cs
/21	255.255.248.0	2 K	8 Cs
/22	255.255.252.0	1 K	4 Cs
/23	255.255.254.0	512	2 Cs
/24	255.255.255.0	256	1 C
/25	255.255.255.128	128	1/2 C
/26	255.255.255.192	64	1/4 C
/27	255.255.255.224	32	1/8 C

QUESTION 111

Your network contains an Active Directory domain named contoso.com. The network contains 500 client computers that run Windows 8. All of the client computers connect to the Internet by using a web proxy. You deploy a server named Server1 that runs Windows Server 2012. Server1 has the DNS Server server role installed. You configure all of the client computers to use Server1 as their primary DNS server. You need to prevent Server1 from attempting to resolve Internet host names for the client computers. What should you do on Server1?

- A. Create a primary zone named ".".
- B. Configure the Security settings of the contoso.com zone.
- C. Create a zone delegation for GlobalNames.contoso.com.
- D. Create a stub zone named "root".

Correct Answer: B

Section: (none)

Explanation

Explanation/Reference:

QUESTION 112

Your network contains an Active Directory domain named contoso.com. The domain contains 100 user accounts that reside in an organizational unit (OU) named OU1. You need to ensure that a user named User1 can link and unlink Group Policy objects (GPOs) to OU1. The solution must minimize the number of permissions assigned to User1. What should you do?

- A. Modify the permissions on OU1.
- B. Run the Set-GPPermission cmdlet.
- C. Add User1 to the Group Policy Creator Owners group.
- D. Modify the permissions on the User1 account.

Correct Answer: A

Section: (none)

Explanation

Explanation/Reference:

QUESTION 113

Your network contains an Active Directory domain named contoso.com. The domain contains two servers named Server1 and Server2 that run Windows Server 2012. You create a security template named Template1 by using the Security Templates snap-in. You need to apply Template1 to Server2. Which tool should you use?

- A. System Configuration
- B. Authorization Manager
- C. Computer Management
- D. Local Security Policy

Correct Answer: A

Section: (none)

Explanation

Explanation/Reference:

QUESTION 114

HOTSPOT

How can you manage an newly installed server 2012 core from a another server 2012 with computer manager?

```
C:\> Administrator: C:\Windows\system32\cmd.exe - sconfig

=====
Server Configuration
=====

1> Domain/Workgroup:                      Workgroup:  WORKGROUP
2> Computer Name:                          WIN-UJ8HPBRUG65
3> Add Local Administrator
4> Configure Remote Management             Enabled
5> Windows Update Settings:                Manual
6> Download and Install Updates            Disabled
7> Remote Desktop:
8> Network Settings
9> Date and Time
10> Help improve the product with CEIP     Not participating
11> Windows Activation
12> Log Off User
13> Restart Server
14> Shut Down Server
15> Exit to Command Line

Enter number to select an option:
```

- A. Domain/Workgroup
- B. Computer Name
- C. Remote Desktop
- D. Network Settings

Correct Answer: D

Section: (none)

Explanation

Explanation/Reference:

```
C:\> Administrator: C:\Windows\system32\cmd.exe - sconfig

=====
Server Configuration
=====

1> Domain/Workgroup:                      Workgroup:  WORKGROUP
2> Computer Name:                          WIN-UJ8HPBRUG65
3> Add Local Administrator
4> Configure Remote Management             Enabled
5> Windows Update Settings:                Manual
6> Download and Install Updates            Disabled
7> Remote Desktop:
8> Network Settings
9> Date and Time
10> Help improve the product with CEIP     Not participating
11> Windows Activation
12> Log Off User
13> Restart Server
14> Shut Down Server
15> Exit to Command Line

Enter number to select an option:
```

QUESTION 115

You have a server named Server1 that runs Windows Server 2012. Server1 has 2 dual-core processors and 16 GB of RAM. You install the Hyper-V server role in Server1. You plan to create two virtual machines on Server1. You need to ensure that both virtual machines can use up to 8 GB of memory. The solution must ensure that both virtual machines can be started simultaneously. What should you configure on each virtual machine?

- A. Dynamic Memory
- B. NUMA topology
- C. Memory weight
- D. Resource Control

Correct Answer: A

Section: (none)

Explanation

Explanation/Reference:

A. Dynamic Memory adjusts the amount of memory available to a virtual machine, based on changes in memory demand and values that you specify

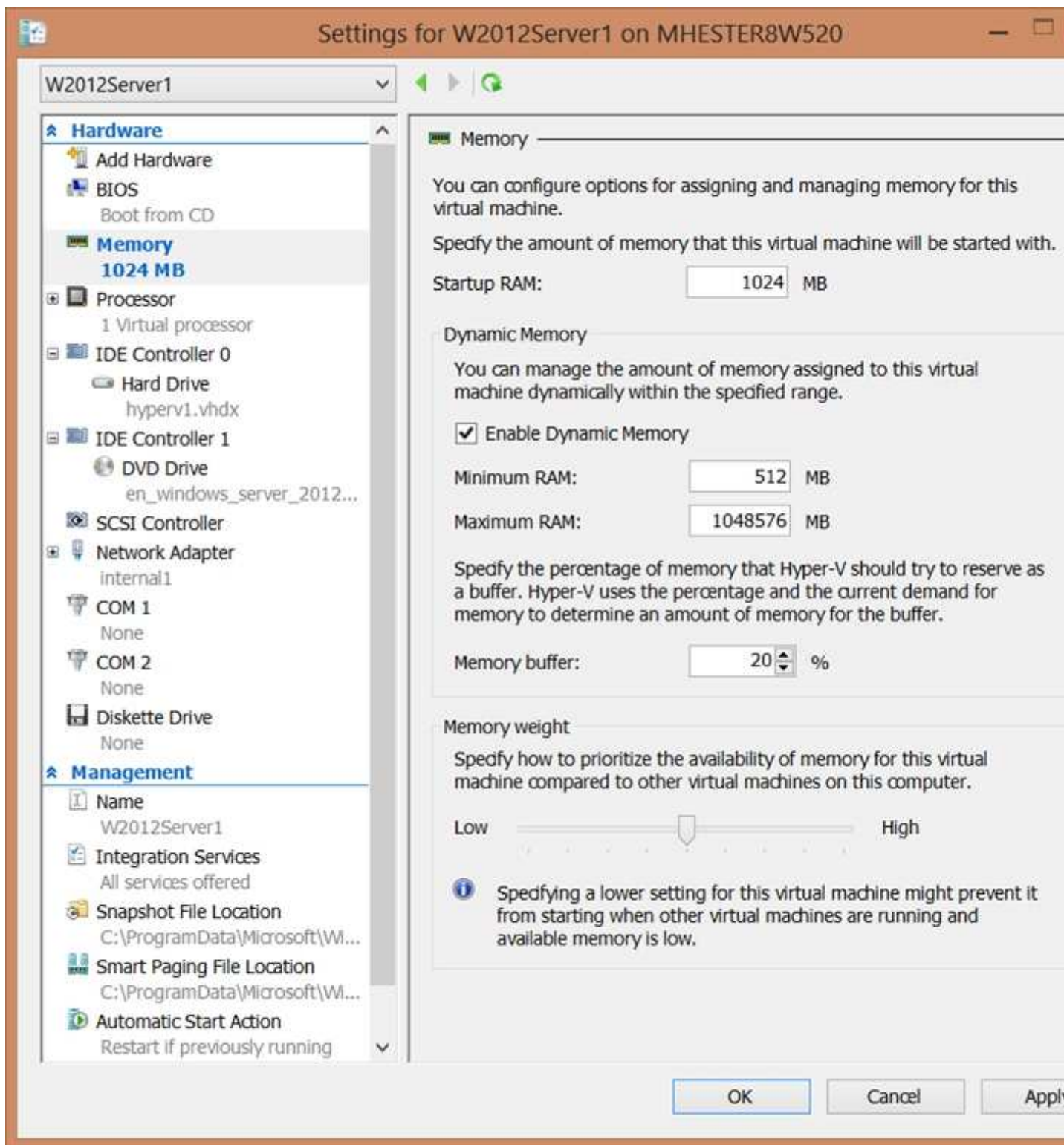
B. Used for high performance apps like SQL

C. Provides Hyper-V with a way to determine how to distribute memory among virtual machines if there is not enough physical memory available in the computer to give every virtual machine its requested amount of memory.

D. Resource controls provide you with several ways to control the way that Hyper-V allocates resources to virtual machine

Dynamic Memory is a new Hyper-V feature that helps you use physical memory more efficiently. With Dynamic Memory, Hyper-V treats memory as a shared resource that can be reallocated automatically among running virtual machines. Dynamic Memory adjusts the amount of memory available to a virtual machine, based on changes in memory demand and values that you specify.

Maximum RAM: Specifies the maximum amount of memory that this virtual machine is allowed to use. The value can be set from as low as the value for Startup RAM to as high as 64 GB. However, a virtual machine can use only as much memory as the maximum amount supported by the guest operating system. For example, if you specify 64 GB for a virtual machine running a guest operating system that supports a maximum of 32 GB, the virtual machine cannot use more than 32 GB.



[http://technet.microsoft.com/en-us/library/ff817651\(v=ws.10\).aspx](http://technet.microsoft.com/en-us/library/ff817651(v=ws.10).aspx)

<http://technet.microsoft.com/en-us/library/hh831410.aspx>

<http://technet.microsoft.com/en-us/library/cc742470.aspx>

QUESTION 116

Your network contains an active directory domain named Contoso.com. The domain contains a server named Server1 that runs Windows server 2012 and has the Hyper-V server role installed. You have a virtual machine named VM1. VM1 has a snapshot. You need to modify the Snapshot File Location of VM1. What should you do First?

A. Copy the snapshot file

- B. Pause VM1
- C. Shut down VM1
- D. Delete the snapshot

Correct Answer: A

Section: (none)

Explanation

Explanation/Reference:

QUESTION 117

Your network contains an active directory domain named contoso.com. The domain contains a domain controller named DCS. DCS has a server core installation of windows server 2012. You need to uninstall Active Directory from DCS manually. Which tool should you use?

- A. The Remove-WindowsFeature cmdlet
- B. the dsamain.exe command
- C. the ntdsutil.exe command
- D. the Remove-ADComputer cmdlet

Correct Answer: C

Section: (none)

Explanation

Explanation/Reference:

- A. Removes Roles and Features to remove DC use Uninstall-addsdomaincontroller
- B. Exposes Active Directory data that is stored in a snapshot or backup as a Lightweight Directory Access Protocol (LDAP) server
- C. **Manually removes a domain controller**
- D. Removes AD computer object

Ntdsutil.exe is a command-line tool that provides management facilities for Active Directory Domain Services (AD DS) and Active Directory Lightweight Directory Services (AD LDS).

You can use the ntdsutil commands to perform database maintenance of AD DS, manage and control single master operations, and remove metadata left behind by domain controllers that were removed from the network without being properly uninstalled.

This tool is intended for use by experienced administrators.

<http://technet.microsoft.com/en-us/library/ee662310.aspx>

<http://support.microsoft.com/kb/216498>

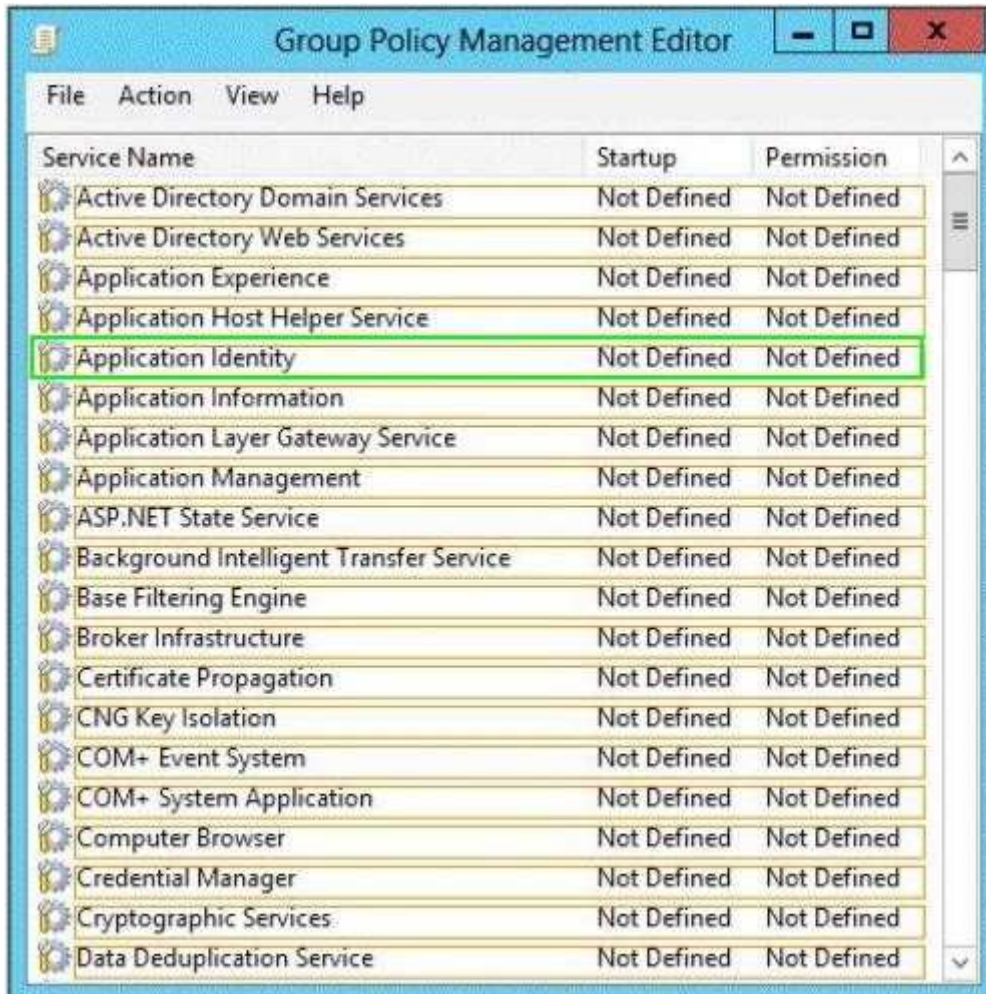
<http://technet.microsoft.com/en-us/library/ee617250.aspx>

QUESTION 118

You have a server named Server1 that runs Windows Server 2012. Several users are members of the local Administrators group. You need to ensure that all local administrators receive User Account Control (UAC) prompts when they run a Microsoft Management Console (MMC). Which setting should you modify from the Local Security Policy? To answer, select the appropriate settings in the answer area.



Exhibit:



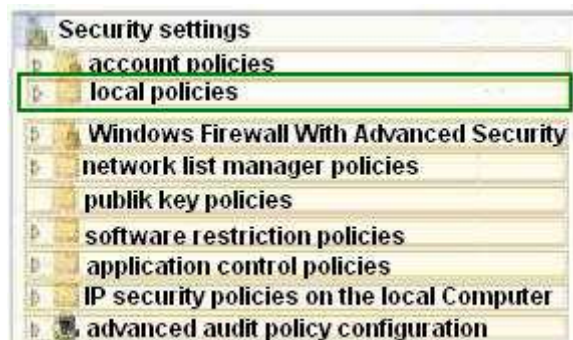
Service Name	Startup	Permission
Active Directory Domain Services	Not Defined	Not Defined
Active Directory Web Services	Not Defined	Not Defined
Application Experience	Not Defined	Not Defined
Application Host Helper Service	Not Defined	Not Defined
Application Identity	Not Defined	Not Defined
Application Information	Not Defined	Not Defined
Application Layer Gateway Service	Not Defined	Not Defined
Application Management	Not Defined	Not Defined
ASP.NET State Service	Not Defined	Not Defined
Background Intelligent Transfer Service	Not Defined	Not Defined
Base Filtering Engine	Not Defined	Not Defined
Broker Infrastructure	Not Defined	Not Defined
Certificate Propagation	Not Defined	Not Defined
CNG Key Isolation	Not Defined	Not Defined
COM+ Event System	Not Defined	Not Defined
COM+ System Application	Not Defined	Not Defined
Computer Browser	Not Defined	Not Defined
Credential Manager	Not Defined	Not Defined
Cryptographic Services	Not Defined	Not Defined
Data Deduplication Service	Not Defined	Not Defined

Point and Shoot:



Security settings
account policies
local policies
Windows Firewall With Advanced Security
network list manager policies
public key policies
software restriction policies
application control policies
IP security policies on the local Computer
advanced audit policy configuration

Correct Answer:



Security settings
account policies
local policies
Windows Firewall With Advanced Security
network list manager policies
public key policies
software restriction policies
application control policies
IP security policies on the local Computer
advanced audit policy configuration

Section: (none)

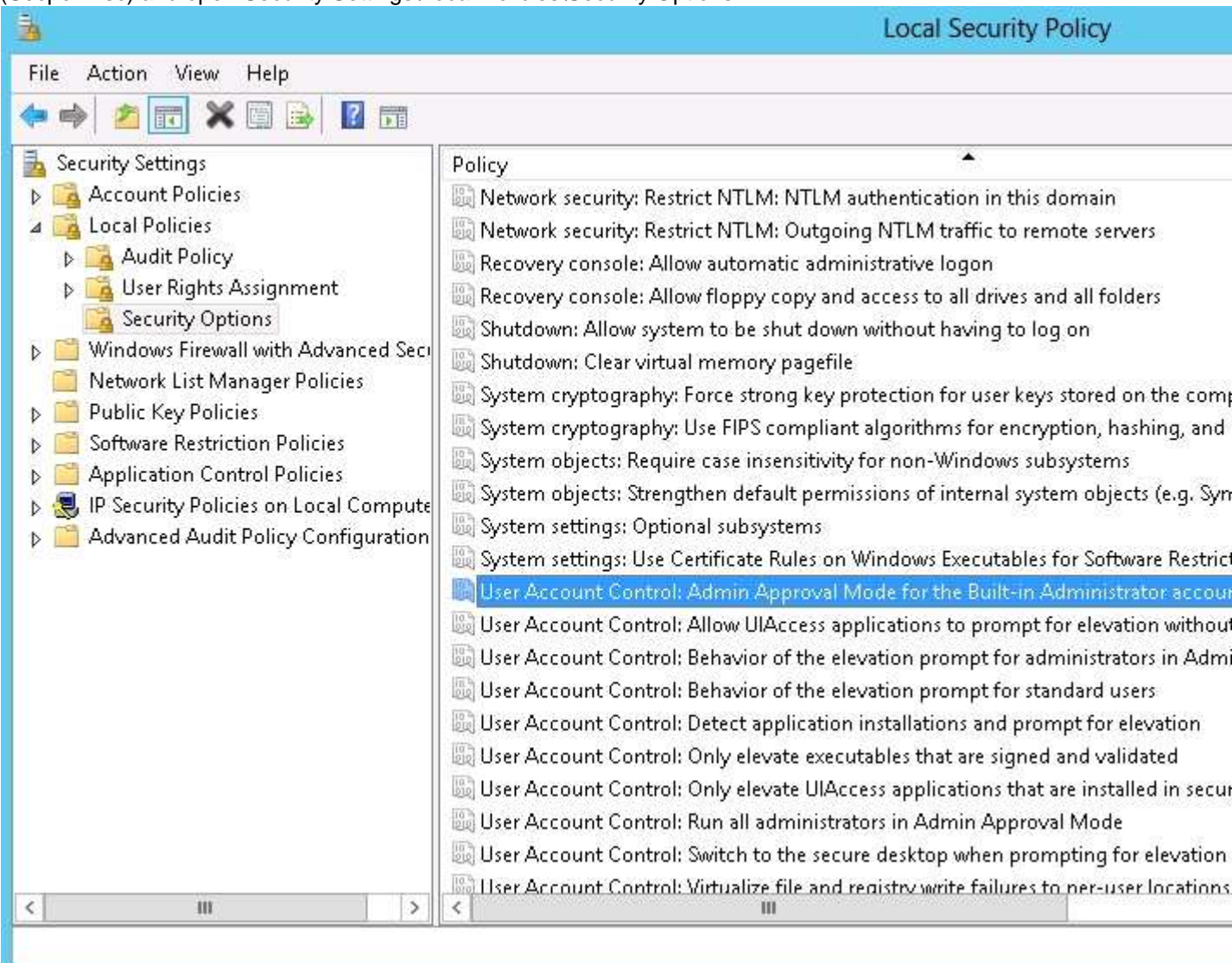
Explanation

Explanation/Reference:



UAC Is controlled by local security policy. Computer Configuration\Windows Settings\Security Settings\Local Policies\Security Option

You can use the Local Security Policy console to modify the behavior of UAC. Start Local Security Policy (Secpol.msc) and open Security Settings\Local Policies\Security Options.



User Account Control (UAC) helps prevent malicious programs (also called malware) from damaging a computer and helps organizations deploy a better-managed desktop. With UAC, applications and tasks always run in the security context of a non-administrator account, unless an administrator specifically

authorizes administrator-level access to the system. UAC can block the automatic installation of unauthorized applications and prevent inadvertent changes to system settings.
<http://technet.microsoft.com/en-us/library/jj574202.aspx>

QUESTION 119

What should you do for server core so it can be managed from another server 2012?



- A. 1
- B. 2
- C. 3
- D. 4
- E. 5
- F. 6
- G. 7
- H. 8
- I. 9
- J. 10
- K. 11
- L. 1
- M. 13
- N. 14
- O. 15

Correct Answer: H

Section: (none)

Explanation

Explanation/Reference:

QUESTION 120

You have a print server named Server1. Server1 runs Windows Server 2008 R2. You have a file server named Server2. Server2 runs Windows Server 2012. You need to migrate all of the printers on Server1 to Server2.

Which actions should you perform on the servers?

Select and Place:

Run smigdeploy.exe .	Answer Area	
Run printbrm.exe -p all:org .	Server1	Action
Install the Print and Document Services feature.		
Install the Windows Server Migration Tools feature.	Server2	Action
From the Print Management console, import the printers.		
From the Print Management console, export the printers.		

Correct Answer:

Run smigdeploy.exe .	Answer Area	
Run printbrm.exe -p all:org .	Server1	From the Print Management console, export the printers.
Install the Print and Document Services feature.		
Install the Windows Server Migration Tools feature.	Server2	Install the Print and Document Services feature.
From the Print Management console, import the printers.		
From the Print Management console, export the printers.		

Section: (none)

Explanation

Explanation/Reference:

`printbrm -p all:org` - Publishes all printers in the directory, or publishes printers that were published originally.

While the original server is still running, **use the Printer Migration Wizard** or the `Printbrm.exe` command-line tool to **export or back up the print information (such as settings, queues, and drivers) in a printer settings file**. Then, **import or restore this backup image to a destination server running Windows Server 2012 that has been configured to run as a print server**.

<http://technet.microsoft.com/en-us/library/jj134150.aspx>

QUESTION 121

A network technician installs Windows Server 2012 Standard on a server named Server1. A corporate policy states that all servers must run Windows Server 2012 Enterprise. You need to ensure that Server1 complies with the corporate policy. You want to achieve this goal by using the minimum amount of administrative effort. What should you perform?

- A. a clean installation of Windows Server 2012
- B. an upgrade installation of Windows Server 2012
- C. online servicing by using Dism

D. offline servicing by using Dism

Correct Answer: C

Section: (none)

Explanation

Explanation/Reference:

A. Not least effort

B. Not least effort

C. `dism /online /set-edition`

D. offline would be less ideal and more work

ex: `DISM /online /Set-Edition:ServerEnterprise /ProductKey:489J6-VHDMP-X63PK-3K798-CPX3Y`

Windows Server 2008 R2/2012 contains a command-line utility called DISM (Deployment Image Servicing and Management tool). This tool has many features, but one of those features is the ability to upgrade the edition of Windows in use. Note that this process is for upgrades only and is irreversible. You cannot set a Windows image to a lower edition. The lowest edition will not appear when you run the `/Get-TargetEditions` option.

If the server is running an evaluation version of Windows Server 2012 Standard or Windows Server 2012 Datacenter, you can convert it to a retail version as follows:

- If the server is a domain controller, you cannot convert it to a retail version. In this case, install an additional domain controller on a server that runs a retail version and remove AD DS from the domain controller that runs on the evaluation version.
- From an elevated command prompt, determine the current edition name with the command `DISM /online /Get-CurrentEdition`. Make note of the edition ID, an abbreviated form of the edition name. Then run **`DISM /online /Set-Edition:<edition ID> /ProductKey:XXXXX-XXXXX-XXXXX-XXXXX-XXXXX /AcceptEula`**, providing the edition ID and a retail product key. The server will restart twice.

<http://technet.microsoft.com/en-us/library/jj574204.aspx>

<http://technet.microsoft.com/en-us/library/dd744380%28v=ws.10%29.aspx>

http://blogs.technet.com/b/server_core/archive/2009/10/14/upgrading-windows-server-2008-r2-without-media.aspx

<http://communities.vmware.com/people/vmroyale/blog/2012/05/30/howto-upgrading-windows-edition-with-dism>

QUESTION 122

You have a domain controller named Server1 that runs Windows Server 2012 and has the DNS Server server role installed. Server1 hosts a DNS zone named contoso.com and a GlobalNames zone. You discover that the root hints were removed from Server1. You need to view the default root hints of Server1. What should you do?

- A. From Event Viewer, open the DNS Manager log.
- B. From Notepad, open the `Cache.dns` file.
- C. From Windows Powershell, run `Get-DNSServerDiagnostics`.
- D. From nslookup, run `root server1.contoso.com`

Correct Answer: B

Section: (none)

Explanation

Explanation/Reference:

A. Allows you to troubleshoot DNS issues

B. DNS Server service implements root hints using a file, `Cache.dns`, stored in the `systemroot\System32\Dns` folder on the server

C. Gets DNS event logging details

D. ???

`notepad %systemroot%\system32\dns\samples\cache.dns`

`notepad %systemroot%\system32\dns\backup\Cache.dns`

By default, when DNS is running on a Windows 2000 domain controller, the root hints are read from Active

Directory upon startup first. If no root hints exist in Active Directory, the Cache.dns file is read. If the listing of root DNS servers becomes damaged in Active Directory or is missing, it may be necessary to replace them with the entries listed in the %systemroot%\system32\dns\backup\Cache.dns file.

copy %systemroot%\system32\dns\samples\cache.dns %systemroot%\system32\dns.

Note that if you are prompted to overwrite an existing file, type y, and then press ENTER.

<http://support.microsoft.com/kb/249868/en-us>

<http://technet.microsoft.com/en-us/library/cc757965%28v=ws.10%29.aspx>

[http://technet.microsoft.com/en-us/library/cc758353\(v=ws.10\).aspx](http://technet.microsoft.com/en-us/library/cc758353(v=ws.10).aspx)

<http://support.microsoft.com/kb/816567/en-us>

<http://support.microsoft.com/kb/298148/en-us>

QUESTION 123

Your network contains an Active Directory domain named contoso.com. All servers run Windows Server 2012. The domain contains a server named Server1. You install the Windows PowerShell Web Access gateway on Server1. You need to provide administrators with the ability to manage the servers in the domain by using the Windows PowerShell Web Access gateway. Which two cmdlets should you run on Server1? (Each correct answer presents part of the solution. Choose two.)

- A. Set-WSManQuickConfig
- B. Set-WSManInstance
- C. Add-PswaAuthorizationRule
- D. Set-BCAuthentication
- E. Install-PswaWebApplication

Correct Answer: CE

Section: (none)

Explanation

Explanation/Reference:

- A. Configures the local computer for remote management.
- B. Modifies the management information that is related to a resource.
- C. **Adds a new authorization rule to the Windows PowerShell® Web Access authorization rule set.**
- D. Specifies the BranchCache computer authentication mode.
- E. **Configures the Windows PowerShell® Web Access web application in IIS.**

Add-PswaAuthorizationRule - Adds a new authorization rule to the Windows PowerShell® Web Access authorization rule set.

Install-PswaWebApplication - Configures the Windows PowerShell® Web Access web application in IIS.

<http://technet.microsoft.com/en-us/library/hh849867.aspx>

<http://technet.microsoft.com/en-us/library/hh849875.aspx>

[http://technet.microsoft.com/en-us/library/jj592890\(v=wps.620\).aspx](http://technet.microsoft.com/en-us/library/jj592890(v=wps.620).aspx)

[http://technet.microsoft.com/en-us/library/hh848404\(v=wps.620\).aspx](http://technet.microsoft.com/en-us/library/hh848404(v=wps.620).aspx)

[http://technet.microsoft.com/en-us/library/jj592894\(v=wps.620\).aspx](http://technet.microsoft.com/en-us/library/jj592894(v=wps.620).aspx)

QUESTION 124

Your network contains an Active Directory domain named contoso.com. The domain contains a server named Server1. Server1 runs Windows Server 2012 and is configured as the only domain controller. You need to retrieve a list of all the user accounts. The list must include the last time each user was authenticated successfully. Which Windows PowerShell command should you run? To answer, drag the appropriate cmdlet or property to the correct locations to complete the PowerShell command in the answer area. Each cmdlet or property may be used once, more than once, or not at all. You may need to drag the split bar between panes or scroll to view content.

Select and Place:

Cmdlets and Properties	Answer Area
Get-ADComputer	<input type="text"/> -Properties * -filter * fl name, <input type="text"/>
Get-ADUser	
Set-ADComputer	
Set-ADUser	
credentials	
lastLogonDate	
logonHours	

Correct Answer:

Cmdlets and Properties	Answer Area
Get-ADComputer	Get-ADUser -Properties * -filter * fl name, lastLogonDate
Get-ADUser	
Set-ADComputer	
Set-ADUser	
credentials	
lastLogonDate	
logonHours	

Section: (none)

Explanation

Explanation/Reference:

To produce a listing of all the users and their last logon date, you can use a command.

```
Get-ADUser -Filter * -Properties "LastLogonDate" |
sort-object -property lastlogondate -descending |
Format-Table -property name, lastlogondate -AutoSize
```

<http://blogs.technet.com/b/heyscriptingguy/archive/2010/07/20/hey-scripting-guy-how-can-i-use-windows-powershell-to-identify-inactive-user-accounts-in-active-directory-domain-services.aspx>

<http://technet.microsoft.com/en-us/library/ee617192.aspx>

[http://technet.microsoft.com/en-us/library/cc732952\(v=ws.10\).aspx](http://technet.microsoft.com/en-us/library/cc732952(v=ws.10).aspx)

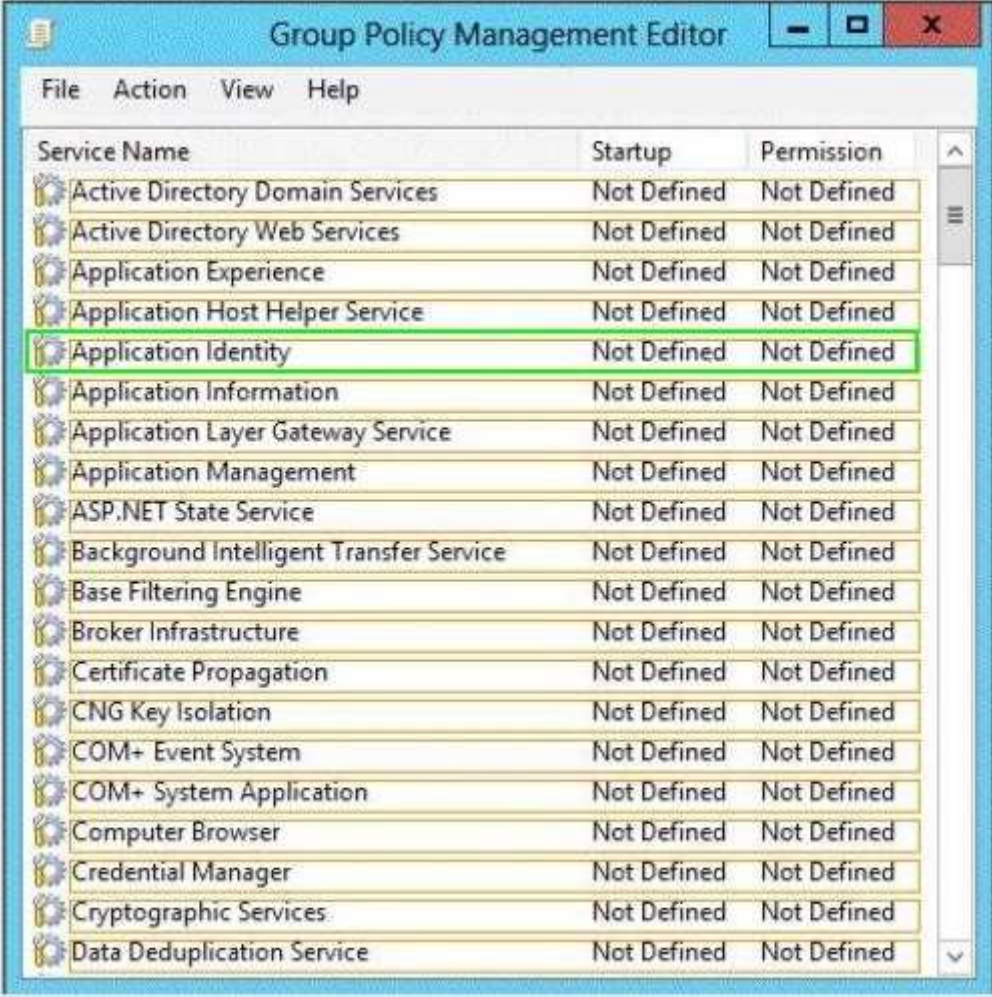
<http://technet.microsoft.com/en-us/library/cc732979.aspx>

QUESTION 125

Your network contains an Active Directory domain named adatum.com. All domain controllers run Windows Server 2012. All client computers run Windows 7. The computer accounts for all of the client computers are located in an organizational unit (OU) named OU1. An administrator links a Group Policy object (GPO) to OU1. The GPO contains several application control policies. You discover that the application control policies are not enforced on the client computers. You need to

modify the GPO to ensure that the application control policies are enforced on the client computers. What should you configure in the GPO? To answer, select the appropriate service in the answer area.

Exhibit:



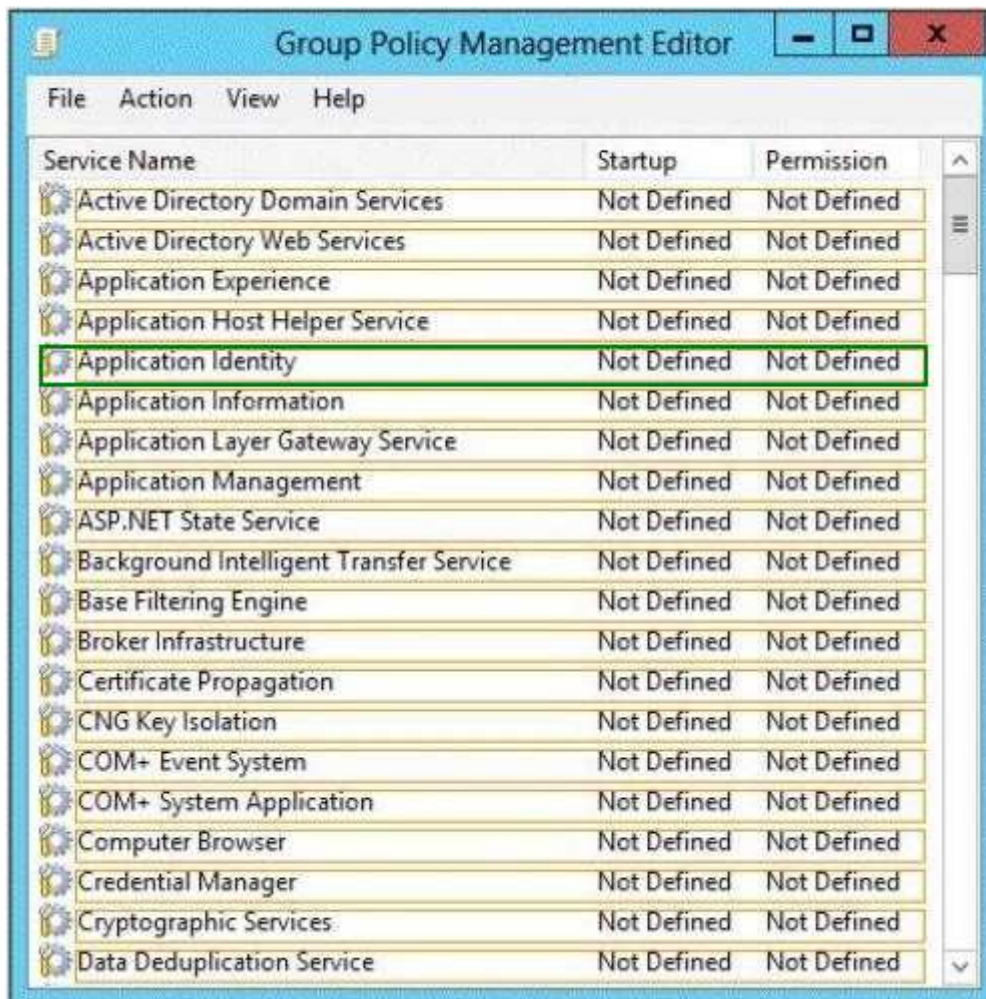
The screenshot shows the 'Group Policy Management Editor' window. It contains a table with three columns: 'Service Name', 'Startup', and 'Permission'. The 'Application Identity' service is highlighted with a green border. All services listed have 'Not Defined' for both 'Startup' and 'Permission'.

Service Name	Startup	Permission
Active Directory Domain Services	Not Defined	Not Defined
Active Directory Web Services	Not Defined	Not Defined
Application Experience	Not Defined	Not Defined
Application Host Helper Service	Not Defined	Not Defined
Application Identity	Not Defined	Not Defined
Application Information	Not Defined	Not Defined
Application Layer Gateway Service	Not Defined	Not Defined
Application Management	Not Defined	Not Defined
ASP.NET State Service	Not Defined	Not Defined
Background Intelligent Transfer Service	Not Defined	Not Defined
Base Filtering Engine	Not Defined	Not Defined
Broker Infrastructure	Not Defined	Not Defined
Certificate Propagation	Not Defined	Not Defined
CNG Key Isolation	Not Defined	Not Defined
COM+ Event System	Not Defined	Not Defined
COM+ System Application	Not Defined	Not Defined
Computer Browser	Not Defined	Not Defined
Credential Manager	Not Defined	Not Defined
Cryptographic Services	Not Defined	Not Defined
Data Deduplication Service	Not Defined	Not Defined

Point and Shoot:

Group Policy Management Editor		
File Action View Help		
Service Name	Startup	Permission
Active Directory Domain Services	Not Defined	Not Defined
Active Directory Web Services	Not Defined	Not Defined
Application Experience	Not Defined	Not Defined
Application Host Helper Service	Not Defined	Not Defined
Application Identity	Not Defined	Not Defined
Application Information	Not Defined	Not Defined
Application Layer Gateway Service	Not Defined	Not Defined
Application Management	Not Defined	Not Defined
ASP.NET State Service	Not Defined	Not Defined
Background Intelligent Transfer Service	Not Defined	Not Defined
Base Filtering Engine	Not Defined	Not Defined
Broker Infrastructure	Not Defined	Not Defined
Certificate Propagation	Not Defined	Not Defined
CNG Key Isolation	Not Defined	Not Defined
COM+ Event System	Not Defined	Not Defined
COM+ System Application	Not Defined	Not Defined
Computer Browser	Not Defined	Not Defined
Credential Manager	Not Defined	Not Defined
Cryptographic Services	Not Defined	Not Defined
Data Deduplication Service	Not Defined	Not Defined

Correct Answer:



Service Name	Startup	Permission
Active Directory Domain Services	Not Defined	Not Defined
Active Directory Web Services	Not Defined	Not Defined
Application Experience	Not Defined	Not Defined
Application Host Helper Service	Not Defined	Not Defined
Application Identity	Not Defined	Not Defined
Application Information	Not Defined	Not Defined
Application Layer Gateway Service	Not Defined	Not Defined
Application Management	Not Defined	Not Defined
ASP.NET State Service	Not Defined	Not Defined
Background Intelligent Transfer Service	Not Defined	Not Defined
Base Filtering Engine	Not Defined	Not Defined
Broker Infrastructure	Not Defined	Not Defined
Certificate Propagation	Not Defined	Not Defined
CNG Key Isolation	Not Defined	Not Defined
COM+ Event System	Not Defined	Not Defined
COM+ System Application	Not Defined	Not Defined
Computer Browser	Not Defined	Not Defined
Credential Manager	Not Defined	Not Defined
Cryptographic Services	Not Defined	Not Defined
Data Deduplication Service	Not Defined	Not Defined

Section: (none)

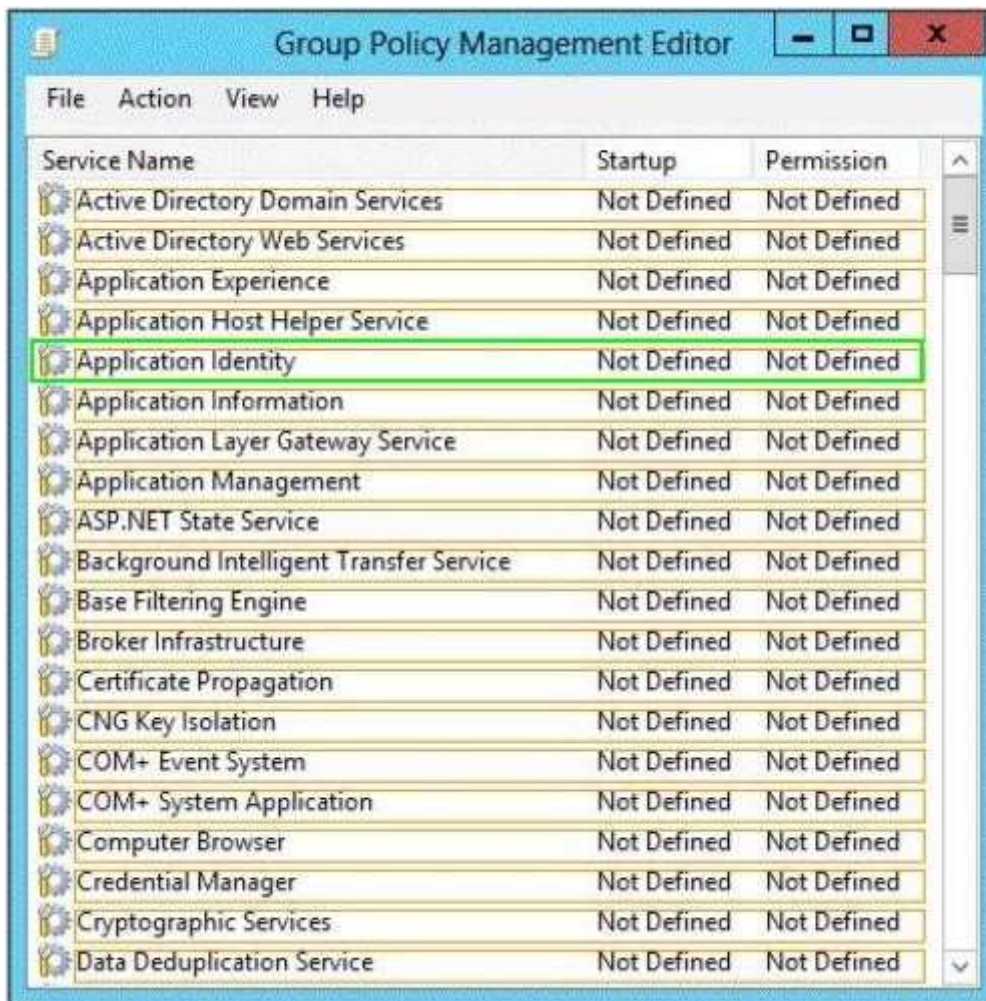
Explanation

Explanation/Reference:

Does AppLocker use any services for its rule enforcement?

Yes, AppLocker uses the Application Identity service (AppIDSvc) for rule enforcement.

For AppLocker rules to be enforced, this service must be set to start automatically in the GPO.



<http://technet.microsoft.com/en-us/library/ee619725%28v=ws.10%29.aspx>

QUESTION 126

Your network contains an Active Directory domain named contoso.com. The domain contains a server named Server1. Server1 runs Windows Server 2012. On Server1, you create a printer named Printer1. You share Printer1 and publish Printer1 in Active Directory. You need to provide a group named Group1 with the ability to manage Printer1. What should you do?

- A. From Print Management, configure the Sharing settings of Printer1.
- B. From Active Directory Users and Computers, configure the Security settings of Server1-Printer1.
- C. From Print Management, configure the Security settings of Printer1.
- D. From Print Management, configure the Advanced settings of Printer1.

Correct Answer: C

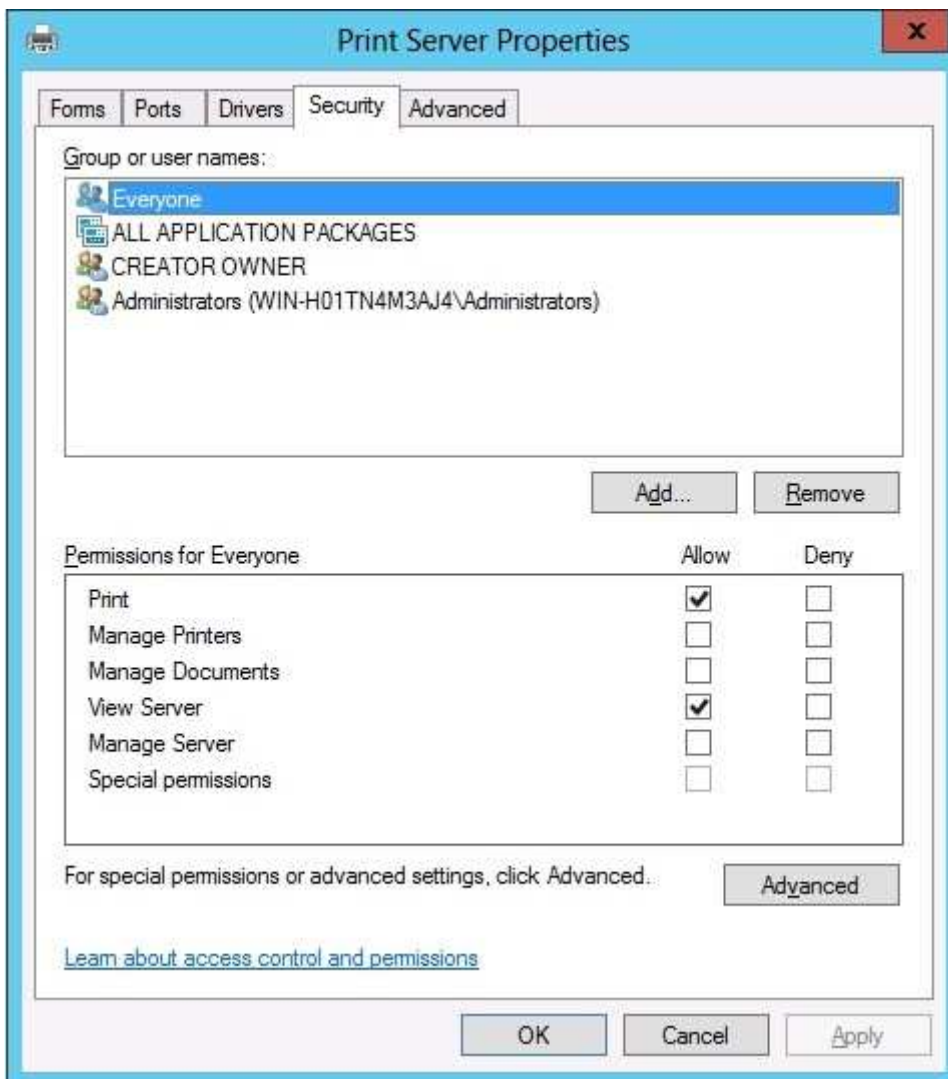
Section: (none)

Explanation

Explanation/Reference:

To secure a print server, you must consider what rights users and groups will have. You can secure a print server by granting specific rights to users or groups of users. For each user or group of users, you can grant or deny permission to:

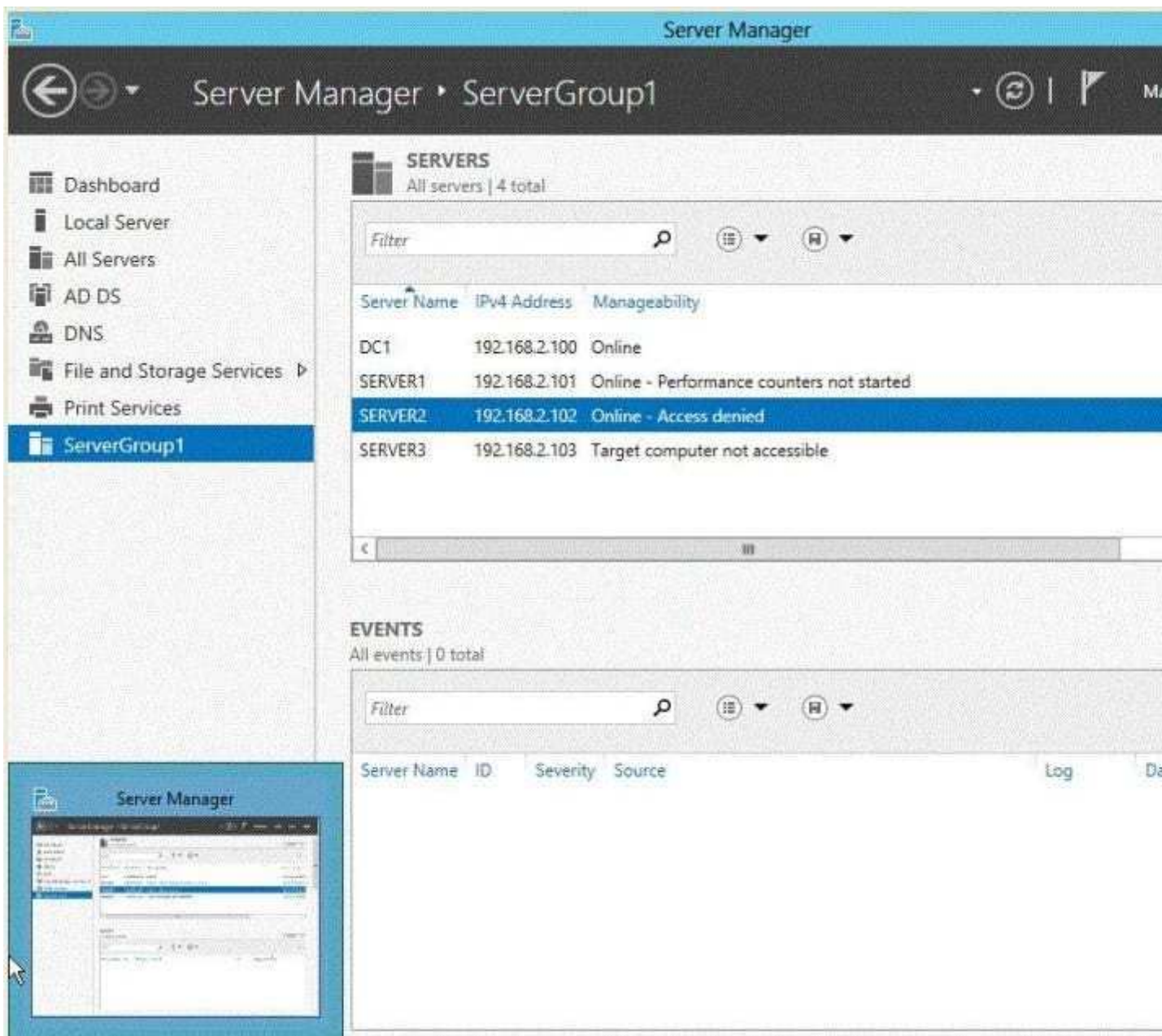
- Print documents
- Manage printers
- Manage documents
- View details about the print server
- Manage the print server
- Use special permissions or advanced settings



[http://technet.microsoft.com/en-us/library/ee524015\(v=ws.10\).aspx](http://technet.microsoft.com/en-us/library/ee524015(v=ws.10).aspx)

QUESTION 127

Your network contains an Active Directory domain named contoso.com. The domain contains three servers named Server1, Server2, and Server3. You create a server group named ServerGroup1. You discover the error message shown in the following exhibit. (Click the Exhibit button.)



You need to ensure that Server2 can be managed remotely by using Server Manager. What should you do?

- A. On DC1, run the Enable-PSSessionConfiguration cmdlet.
- B. On Server2, run the Add-Computer cmdlet.
- C. On Server2/ modify the membership of the Remote Management Users group.
- D. From Active Directory Users and Computers, add a computer account named Server2, and then restart Server2.

Correct Answer: C

Section: (none)

Explanation

Explanation/Reference:

This is a security issue. To be able to access Server2 remotely through Server Manager the user need to be a member of the Remote Management Users group.

Note:

* Name: BUILTIN\Remote Management Users

Description: A Builtin Local group. Members of this group can access WMI resources over management protocols (such as WS-Management via the Windows Remote Management service). This applies only to WMI namespaces that grant access to the user.

*** Enable-ServerManagerStandardUserRemoting**

Provides one or more standard, non-Administrator users access to event, service, performance counter, and role and feature inventory data for a server that you are managing by using Server Manager.

Syntax: Parameter Set: Default

Enable-ServerManagerStandardUserRemoting [-User] <String[]> [-Force] [-Confirm] [-WhatIf]

[<CommonParameters>]

Detailed Description

Provides one or more standard, non-Administrator users access to event, service, performance counter, and role and feature inventory data for a server that you are managing, either locally or remotely, by using Server Manager. The cmdlet must be run locally on the server that you are managing by using Server Manager. The cmdlet works by performing the following actions:

Adds access rights for specified standard users to the root\cimv2 namespace on the local server (for access to role and feature inventory information).

Adds specified standard users to required user groups (Remote Management Users, Event Log Readers, and Performance Log Readers) that allow remote access to event and performance counter logs on the managed server.

Changes access rights in the Service Control Manager to allow specified standard users remote access to the status of services on the managed server.

Incorrect:

Not A: the Enable-PSSessionConfiguration. This is an advanced cmdlet that is designed to be used by system administrators to manage customized session configurations for their users.

Reference: Enable-ServerManagerStandardUserRemoting

QUESTION 128

Your network contains an Active Directory domain named contoso.com. The domain contains two servers named Server1 and Server2. Server1 runs Windows Server 2012. Server2 runs Windows Server 2008 R2 Service Pack 1 (SP1) and has the DHCP Server server role installed. You need to manage DHCP on Server2 by using the DHCP console on Server1. What should you do first?

- A. From the Microsoft Management Console on Server1, add a snap-in.
- B. From Windows PowerShell on Server1, run Install-WindowsFeature.
- C. From Windows Firewall with Advanced Security on Server2, create an inbound rule.
- D. From Internet Explorer on Server2, download and install Windows Management Framework 3.0.

Correct Answer: A

Section: (none)

Explanation

Explanation/Reference:

QUESTION 129

You have a server named Server1 that runs Windows Server 2012. Server1 has the Hyper-V server role installed. An iSCSI SAN is available on the network. Server1 hosts four virtual machines named VM1, VM2, VM3, and VM4. You create a LUN on the SAN. You need to provide VM1 with access to the LUN. The solution must prevent other virtual machines from accessing the LUN. What should you configure?

- A. A fixed-size VHDX
- B. A fixed-size VHD
- C. A dynamically expanding VHD
- D. A dynamically expanding VHDX
- E. A pass-through disk

Correct Answer: E

Section: (none)

Explanation

Explanation/Reference:

You can use physical disks that are directly attached to a virtual machine as a storage option on the management operating system. This allows virtual machines to access storage that is mapped directly to the server running Hyper-V without first configuring the volume. The storage can be either a physical disk which is internal to the server, or a SAN logical unit number (LUN) that is mapped to the server (a LUN is a

logical reference to a portion of a storage subsystem). **The virtual machine must have exclusive access to the storage, so the storage must be set in an Offline state in Disk Management.** The storage is not limited in size, so it can be a multiterabyte LUN.

When using physical disks that are directly attached to a virtual machine, you should be aware of the following:

- This type of disk cannot be dynamically expanded.
- You cannot use differencing disks with them.
- You cannot take virtual hard disk snapshots.

Att:

If you are installing an operating system on the physical disk and it is in an Online state before the virtual machine is started, the virtual machine will fail to start. You must store the virtual machine configuration file in an alternate location because the physical disk is used by the operating system installation. For example, locate the configuration file on another internal drive on the server running Hyper-V.

<http://technet.microsoft.com/en-us/library/ee344823%28v=ws.10%29.aspx>

<http://blogs.technet.com/b/askcore/archive/2008/10/24/configuring-pass-through-disks-in-hyper-v.aspx>

QUESTION 130

Your network contains an Active Directory domain named contoso.com. All servers run Windows Server 2012. Client computers run either Windows 7 or Windows 8. All of the computer accounts of the client computers reside in an organizational unit (OU) named Clients. A Group Policy object (GPO) named GP01 is linked to the Clients OU. All of the client computers use a DNS server named Server1. You configure a server named Server2 as an ISATAP router. You add a host (A) record for ISATAP to the contoso.com DNS zone. You need to ensure that the client computers locate the ISATAP router. What should you do?

- A. Run the Add-DnsServerResourceRecord cmdlet on Server1.
- B. Configure the DNS Client Group Policy setting of GPO1.
- C. Configure the Network Options Group Policy preference of GPO1.
- D. Run the Set-DnsServerGlobalQueryBlockList cmdlet on Server1.

Correct Answer: D

Section: (none)

Explanation

Explanation/Reference:

Windows Server 2008 introduced a new feature, called "Global Query Block list", which prevents some arbitrary machine from registering the DNS name of WPAD.

This is a good security feature, as it prevents someone from just joining your network, and setting himself up as a proxy.

The dynamic update feature of Domain Name System (DNS) makes it possible for DNS client computers to register and dynamically update their resource records with a DNS server whenever a client changes its network address or host name.

This reduces the need for manual administration of zone records. This convenience comes at a cost, however, because **any authorized client can register any unused host name**, even a host name that might have special significance for certain applications. **This can allow a malicious user to take over a special name and divert certain types of network traffic to that user's computer.**

Two commonly deployed protocols are particularly vulnerable to this type of takeover: the Web Proxy Automatic Discovery Protocol (WPAD) and the Intra-site Automatic Tunnel Addressing Protocol (ISATAP). Even if a network does not deploy these protocols, clients that are configured to use them are vulnerable to the takeover that DNS dynamic update enables.

Most commonly, ISATAP hosts construct their PRLs by using DNS to locate a host named isatap on the local domain. For example, if the local domain is corp.contoso.com, an ISATAP-enabled host queries DNS to obtain the IPv4 address of a host named isatap.corp.contoso.com.

In its default configuration, the Windows Server 2008 DNS Server service maintains a list of names that, in effect, it ignores when it receives a query to resolve the name in any zone for which the server is authoritative.

Consequently, a malicious user can spoof an ISATAP router in much the same way as a malicious user can

spoof a WPAD server: A malicious user can use dynamic update to register the user's own computer as a counterfeit ISATAP router and then divert traffic between ISATAP-enabled computers on the network.

The initial contents of the block list depend on whether WPAD or ISATAP is already deployed when you add the DNS server role to an existing Windows Server 2008 deployment or when you upgrade an earlier version of Windows Server running the DNS Server service.

Add-DnsServerResourceRecord - The Add-DnsServerResourceRecord cmdlet adds a resource record for a Domain Name System (DNS) zone on a DNS server.

You can add different types of resource records. Use different switches for different record types. By using this cmdlet, you can change a value for a record, configure whether a record has a time stamp, whether any authenticated user can update a record with the same owner name, and change lookup timeout values, Windows Internet Name Service (WINS) cache settings, and replication settings.

Set-DnsServerGlobalQueryBlockList - The Set-DnsServerGlobalQueryBlockList cmdlet **changes settings of a global query block list on a Domain Name System (DNS) server.**

This cmdlet replaces all names in the list of names that the DNS server does not resolve with the names that you specify.

If you need the DNS server to resolve names such as ISATAP and WPAD, remove these names from the list.

Web Proxy Automatic Discovery Protocol (WPAD) and Intra-site Automatic Tunnel Addressing Protocol (ISATAP) are two commonly deployed protocols that are particularly vulnerable to hijacking.

[http://technet.microsoft.com/en-us/library/jj649857\(v=wps.620\).aspx](http://technet.microsoft.com/en-us/library/jj649857(v=wps.620).aspx)

<http://technet.microsoft.com/en-us/library/cc794902%28v=ws.10%29.aspx>

<http://technet.microsoft.com/en-us/security/bulletin/ms09-008>

<http://www.cve.mitre.org/cgi-bin/cvename.cgi?name=CVE-2009-0093>

Windows DNS Server in Microsoft Windows 2000 SP4, Server 2003 SP1 and SP2, and Server 2008, when dynamic updates are enabled, does not restrict registration of the "wpad" hostname, which allows remote authenticated users to hijack the Web Proxy Auto-Discovery (WPAD) feature, and conduct man-in-the-middle attacks by spoofing a proxy server, via a Dynamic Update request for this hostname, aka "DNS Server Vulnerability in WPAD Registration Vulnerability," a related issue to CVE-2007-1692.

QUESTION 131

Your network contains an Active Directory domain named contoso.com. The domain contains a server named Server1 that runs Windows Server 2012 and has the Remote Access server role installed. A user named User1 must connect to the network remotely. The client computer of User1 requires Challenge Handshake Authentication Protocol (CHAP) for remote connections. CHAP is enabled on Server1. You need to ensure that User1 can connect to Server1 and authenticate to the domain. What should you do from Active Directory Users and Computers?

- A. From the properties of Server1, select Trust this computer for delegation to any service (Kerberos only).
- B. From the properties of Server1, assign the Allowed to Authenticate permission to User1.
- C. From the properties of User1, select Use Kerberos DES encryption types for this account.
- D. From the properties of User1, select Store password using reversible encryption.

Correct Answer: D

Section: (none)

Explanation

Explanation/Reference:

The Store password using reversible encryption policy setting provides support for applications that use protocols that require the user's password for authentication. Storing encrypted passwords in a way that is reversible means that the encrypted passwords can be decrypted. A knowledgeable attacker who is able to break this encryption can then log on to network resources by using the compromised account. For this reason, never enable Store password using reversible encryption for all users in the domain unless application requirements outweigh the need to protect password information.

If you use the Challenge Handshake Authentication Protocol (CHAP) through remote access or Internet Authentication Services (IAS), you must enable this policy setting. CHAP is an authentication protocol that is used by remote access and network connections. Digest Authentication in Internet Information Services (IIS) also requires that you enable this policy setting.

If your organization uses CHAP through remote access or IAS, or Digest Authentication in IIS, you must configure this policy setting to Enabled. This presents a security risk when you apply the setting through Group Policy on a user-by-user basis because it requires the appropriate user account object to be opened in Active Directory Users and Computers.

The screenshot shows the 'user1 Properties' dialog box with the 'Account' tab selected. The 'User logon name' is 'user1' and the domain is '@home.local'. The 'User logon name (pre-Windows 2000)' is 'HOME\user1'. The 'Account options' section shows 'User cannot change password', 'Password never expires', and 'Store password using reversible encryption' checked, and 'Account is disabled' unchecked. The 'Account expires' section shows 'Never' selected. Buttons at the bottom include OK, Cancel, Apply, and Help.

<http://technet.microsoft.com/pt-pt/library/hh994559%28v=ws.10%29.aspx>

QUESTION 132

Your network contains a Hyper-V host named Hyperv1 that runs Windows Server 2012. Hyperv1 has a virtual switch named Switch1. You replace all of the network adapters on Hyperv1 with new network adapters that support single-root I/O virtualization (SR-IOV). You need to enable SR-IOV for all of the virtual machines on Hyperv1. Which two actions should you perform? (Each correct answer presents part of the solution. Choose two.)

- A. On each virtual machine, modify the Advanced Features settings of the network adapter.
- B. Modify the settings of the Switch1 virtual switch.
- C. Delete, and then recreate the Switch1 virtual switch.
- D. On each virtual machine, modify the BIOS settings.
- E. On each virtual machine, modify the Hardware Acceleration settings of the network adapter.

Correct Answer: CE

Section: (none)

Explanation

Explanation/Reference:

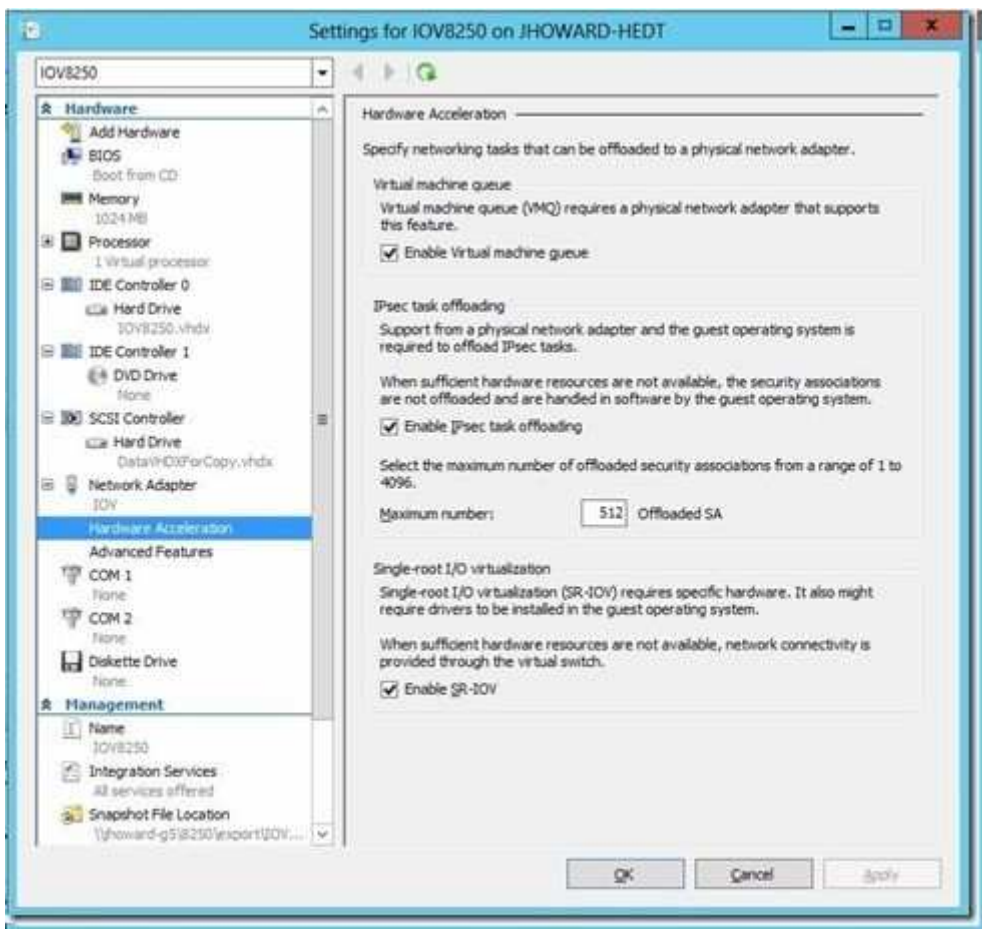
The Hyper-V Virtual Switch is a software-based layer-2 network switch that is available in Hyper-V Manager when you install the Hyper-V server role. The switch includes programmatically managed and extensible capabilities to connect virtual machines to both virtual networks and the physical network. In addition, Hyper-V Virtual Switch provides policy enforcement for security, isolation, and service levels.

The Hyper-V Virtual Switch in Windows Server® 2012 introduces several new features and enhanced capabilities for tenant isolation, traffic shaping, protection against malicious virtual machines, and simplified troubleshooting.

With built-in support for Network Device Interface Specification (NDIS) filter drivers and Windows Filtering Platform (WFP) callout drivers, the Hyper-V Virtual Switch enables independent software vendors (ISVs) to create extensible plug-ins (known as Virtual Switch Extensions) that can provide enhanced networking and security capabilities. Virtual Switch Extensions that you add to the Hyper-V Virtual Switch are listed in the Virtual Switch Manager feature of Hyper-V Manager.

C. The first step when allowing a virtual machine to have connectivity to a physical network is to create an external virtual switch using Virtual Switch Manager in Hyper-V Manager. The additional step that is necessary when using SR-IOV is to ensure the checkbox is checked when the virtual switch is being created. It is not possible to change a "non SR-IOV mode" external virtual switch into an "SR-IOV mode" switch. The choice must be made a switch creation time .

E. Once a virtual switch has been created, the next step is to configure a virtual machine. SR-IOV in Windows Server "8" is supported on x64 editions of Windows "8" as a guest operating system (as in Windows "8" Server, and Windows "8" client x64, but not x86 client). We have rearranged the settings for a virtual machine to introduce sub-nodes under a network adapter, one of which is the hardware acceleration node. At the bottom is a checkbox to enable SR-IOV.



Note:

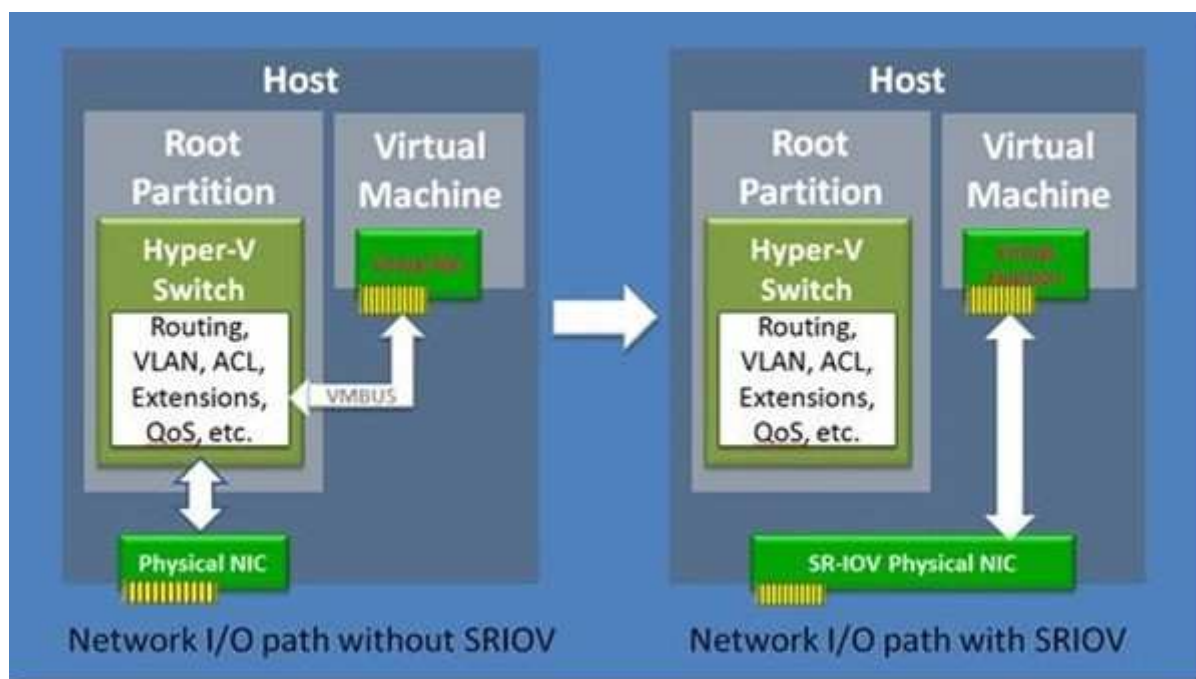
* Steps:

/ SR-IOV must be enabled on virtual switch
/ Install additional network drivers in the guest OS / Enable SR-IOV within the VMs though Hyper-V Manager

* Single Root I/O Virtualization (SR-IOV) is a standard introduced by the PCI-SIG that owns and manages PCI specifications as open industry standards.

SR-IOV enables network traffic to bypass the software switch layer of the Hyper-V Virtualization stack to reduce the I/O overhead in this layer. It allows an SR-IOV virtual function of a physical network adapter to be assigned directly to a virtual machine to increase network throughput by reducing latency. Host CPU overhead also get reduced for processing network traffic.

* The diagram below illustrates how SR-IOV allows virtual machines to directly address the physical NIC.



<http://blogs.technet.com/b/jhoward/archive/2012/03/16/everything-you-wanted-to-know-about-sr-iov-in-hyper-v-part-5.aspx>

QUESTION 133

Your network contains a server named Server1 that runs Windows Server 2012. Server1 is a member of a workgroup. You need to configure a local Group Policy on Server1 that will apply only to non-administrators. Which tool should you use?

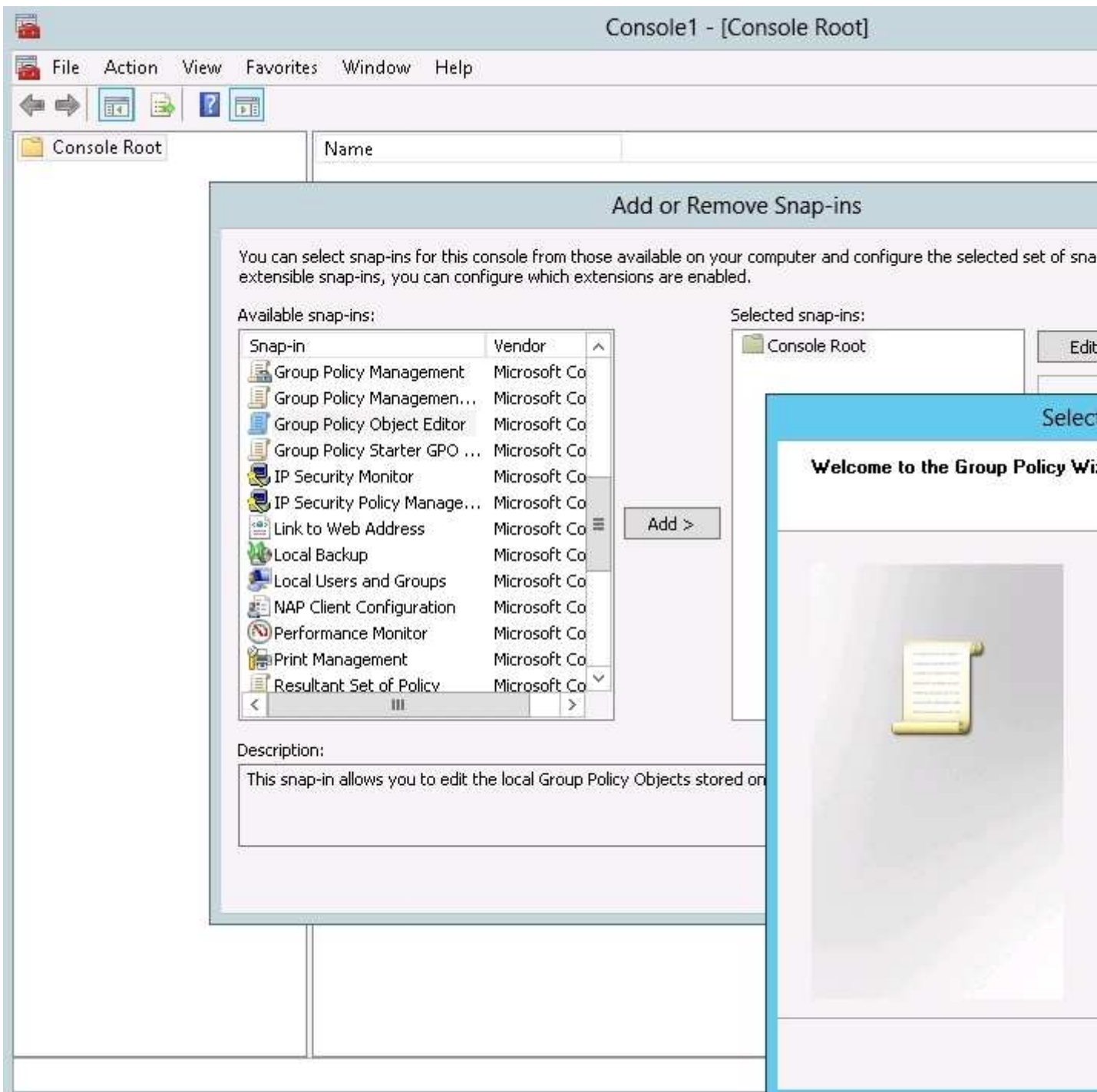
- A. Server Manager
- B. Group Policy Management Editor
- C. Group Policy Management
- D. Group Policy Object Editor

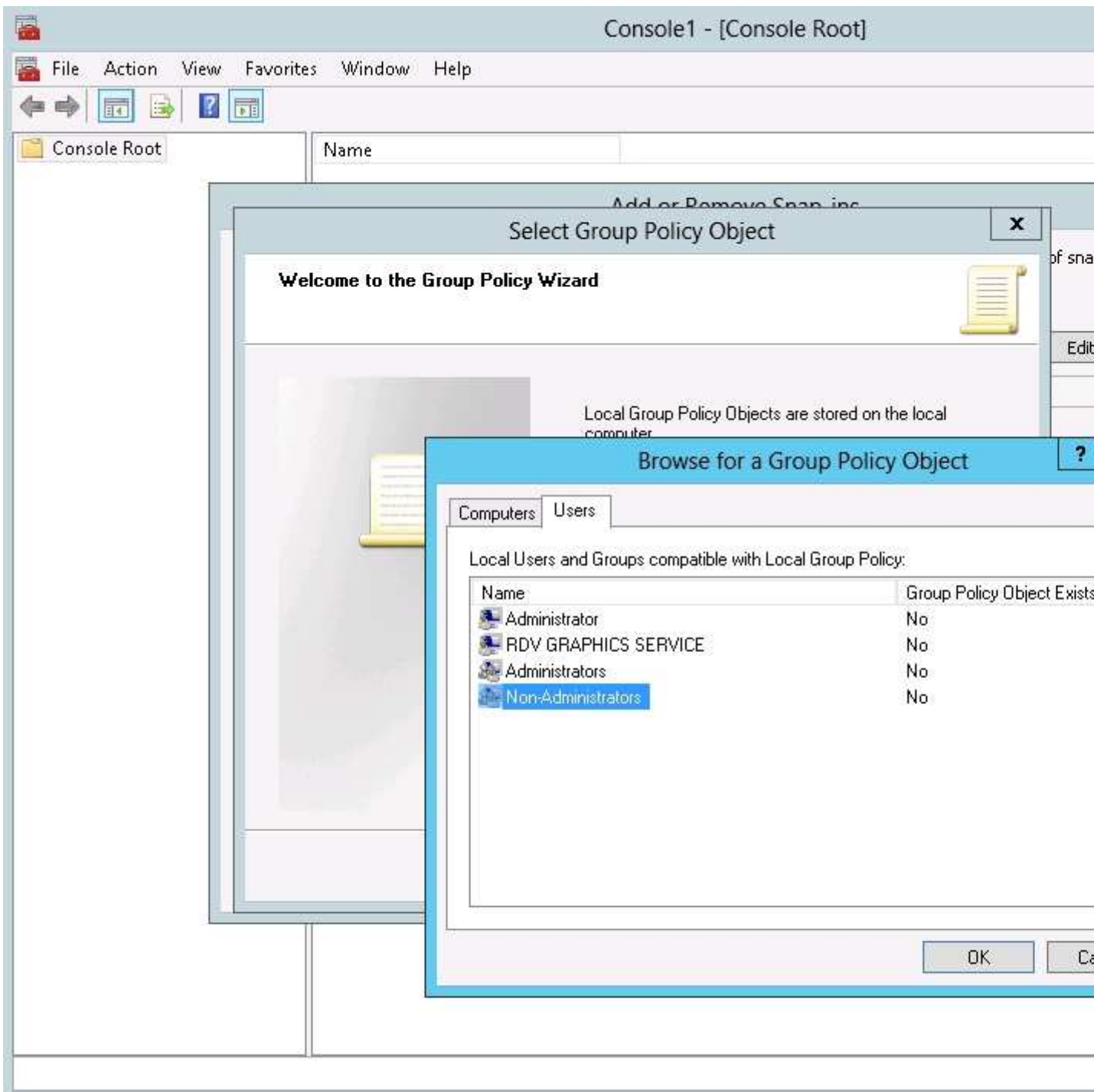
Correct Answer: D

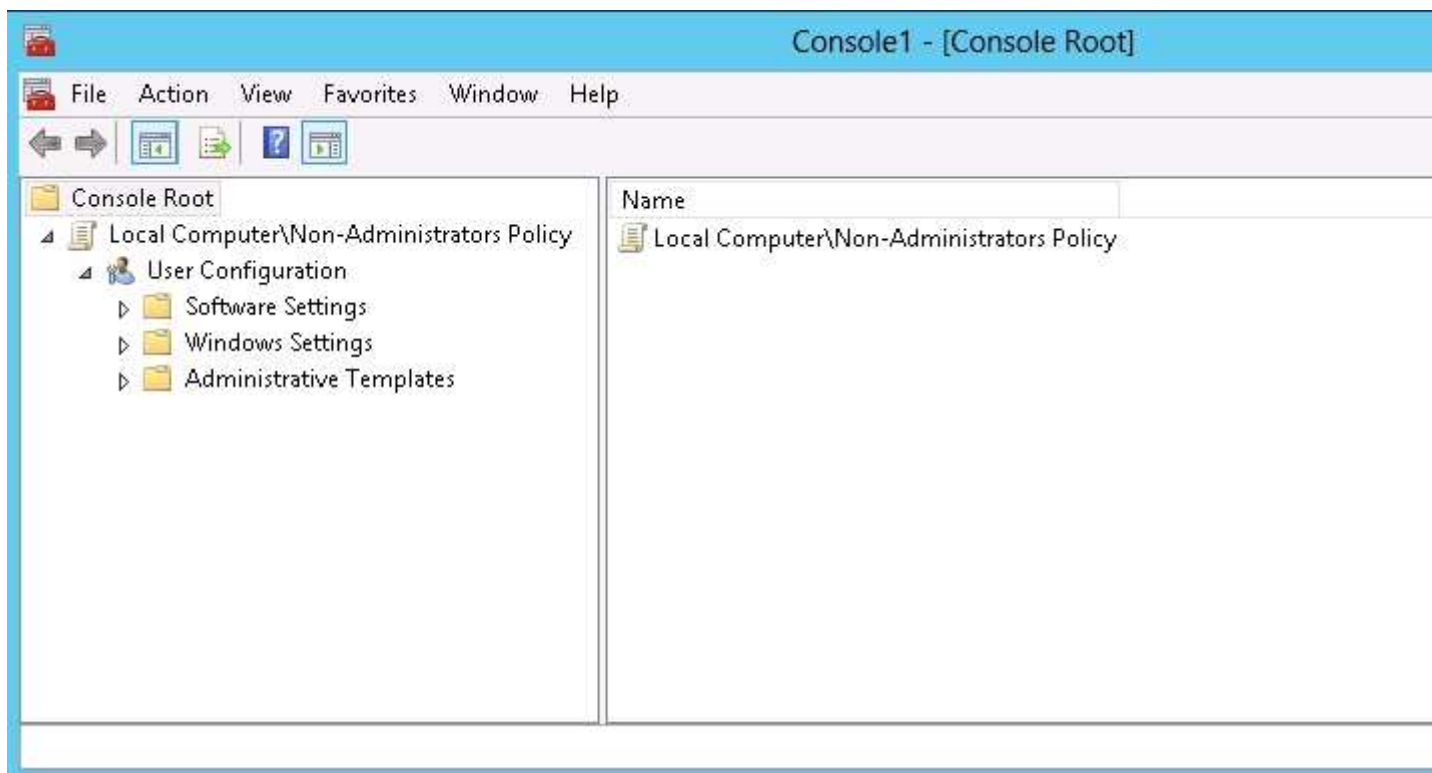
Section: (none)

Explanation

Explanation/Reference:







<http://technet.microsoft.com/en-us/library/cc766291%28v=ws.10%29.aspx>

QUESTION 134

Your network contains an Active Directory domain named contoso.com. The domain contains a print server named Server1 that runs Windows Server 2012. Server1 contains a local group named Group1.

You share a printer named Printer1 on Server1.

You need to configure Printer1 to meet the following requirements:

Ensure that the members of Group1, the Server Operators group, the Administrators group, and the Print Operators group can send print jobs to Printer1. Prevent other users from sending print jobs to Printer1.

Which two actions should you perform? (Each correct answer presents part of the solution. Choose two.)

- A. Assign the Print permission to the Server Operators group
- B. Remove the permissions for the Creator Owner group.
- C. Remove the permissions for the Everyone group.
- D. Assign the Print permission to Group1.
- E. Assign the Print permission to the Administrators group.

Correct Answer: CD

Section: (none)

Explanation

Explanation/Reference:

C: To prevent other users from sending print jobs to Printer1

D: To enable Group1 to send print jobs.

Note: The Server Operators group, the Administrators group, and the Print Operators group are all built-in and already have permissions to send print jobs.

QUESTION 135

Your network contains an Active Directory domain named contoso.com. The domain contains a server named Server1 that runs Windows Server 2012. Server1 contains a virtual machine named VM1 that runs Windows Server 2012. You need to ensure that a user named User1 can install Windows features on VM1. The solution must minimize the number of permissions assigned to User1. To which group should you add User1?

- A. Administrators on VM1
- B. Power Users on VM1

- C. Hyper-V Administrators on Server1
- D. Server Operators on Server1

Correct Answer: A

Section: (none)

Explanation

Explanation/Reference:

In Windows Server® 2012, the Server Manager console and Windows PowerShell® cmdlets for Server Manager allow installation of roles and features to local or remote servers, or offline virtual hard disks (VHDs). You can install multiple roles and features on a single remote server or offline VHD in a single Add Roles and Features Wizard or Windows PowerShell session.

You must be logged on to a server as an administrator to install or uninstall roles, role services, and features. If you are logged on to the local computer with an account that does not have administrator rights on your target server, right-click the target server in the Servers tile, and then click Manage As to provide an account that has administrator rights. The server on which you want to mount an offline VHD must be added to Server Manager, and you must have Administrator rights on that server.

<http://technet.microsoft.com/en-us/library/hh831809.aspx>

QUESTION 136

Your network contains an Active Directory domain named adatum.com. The domain contains a member server named LON-DC1. LON-DC1 runs Windows Server 2012 and has the DHCP Server server role installed.

The network contains 100 client computers and 50 IP phones. The computers and the phones are from the same vendor.

You create an IPv4 scope that contains addresses from 172.16.0.1 to 172.16.1.254.

You need to ensure that the IP phones receive IP addresses in the range of 172.16.1.100 to 172.16.1.200.

The solution must minimize administrative effort.

What should you create?

- A. Server level policies
- B. Filters
- C. Reservations
- D. Scope level policies

Correct Answer: A

Section: (none)

Explanation

Explanation/Reference:

QUESTION 137

Your network contains an Active Directory forest. The forest contains a single domain named contoso.com. The domain contains four domain controllers. The domain controllers are configured as shown in the following table.

Name	Operating system	Configuration
DC1	Windows Server 2008 R2	Domain naming master Schema master Global catalog
DC2	Windows Server 2012	PDC emulator Global catalog
DC3	Windows Server 2008 R2	Infrastructure master
DC4	Windows Server 2012	RID master Global catalog

You plan to deploy a new domain controller named DC5 in the contoso.com domain. You need to identify which domain controller must be online to ensure that DC5 can be promoted successfully to a domain controller. Which domain controller should you identify?

- A. DC1
- B. DC2
- C. DC3
- D. DC4

Correct Answer: C

Section: (none)

Explanation

Explanation/Reference:

QUESTION 138

Your network contains an Active Directory domain named contoso.com. The domain contains a member server named HVServer1. HVServer1 runs Windows Server 2012 and has the Hyper-V server role installed. HVServer1 hosts two virtual machines named Server1 and Server2. Both virtual machines connect to a virtual switch named Switch1. On Server2, you install a network monitoring application named App1. You need to capture all of the inbound and outbound traffic to Server1 by using App1. Which two commands should you run from Windows PowerShell? (Each correct answer presents part of the solution. Choose two.)

- A. Get-VM "Server2" | Set-VMNetworkAdapter -IovWeight 1
- B. Get-VM "Server1" | Set-VMNetworkAdapter -AllowTeaming On
- C. Get-VM "Server1" | Set-VMNetworkAdapter -PortMirroring Source
- D. Get-VM "Server2" | Set-VMNetworkAdapter -PortMirroring Destination
- E. Get-VM "Server1" | Set-VMNetworkAdapter -IovWeight 0
- F. Get-VM "Server2" | Set-VMNetworkAdapter-AllowTeaming On

Correct Answer: CD

Section: (none)

Explanation

Explanation/Reference:

C: Catching the traffic from Server1

D: Catching the traffic to Server1.

Note:

* Get-VM

Gets the virtual machines from one or more Hyper-V hosts. ComputerName<String[]> Specifies one or more Hyper-V hosts from which virtual machines are to be retrieved. NetBIOS names, IP addresses, and fully-qualified domain names are allowable. The default is the local computer -- use "localhost" or a dot (".") to specify the local computer explicitly.

* Set-VMNetworkAdapter

Configures features of the virtual network adapter in a virtual machine or the management operating system.

* -PortMirroring<VMNetworkAdapterPortMirroringMode>

Specifies the port mirroring mode for the network adapter to be configured. Allowed values are None, Source, and Destination. If a virtual network adapter is configured as Source, every packet it sends or receives is copied and forwarded to a virtual network adapter configured to receive the packets. If a virtual network adapter is configured as Destination, it receives copied packets from the source virtual network adapter. The source and destination virtual network adapters must be connected to the same virtual switch. Specify None to disable the feature.

Reference: Set-VMNetworkAdapter; Get-VM

<http://technet.microsoft.com/en-us/library/hh848479%28v=wps.620%29.aspx>

<http://technet.microsoft.com/en-us/library/hh848457%28v=wps.620%29.aspx>

QUESTION 139

You have a server named Server 1. Server1 runs Windows Server 2012. Server1 has a thin provisioned disk named Disk1. You need to expand Disk1. Which two actions should you perform? (Each correct

answer presents part of the solution. Choose two.)

- A. From File and Storage Services, extend Disk1.
- B. From File and Storage Services, add a physical disk to the storage pool.
- C. From Disk Management, extend the volume.
- D. From Disk Management, delete the volume, create a new volume, and then format the volume.
- E. From File and Storage Services, detach Disk1.

Correct Answer: AB

Section: (none)

Explanation

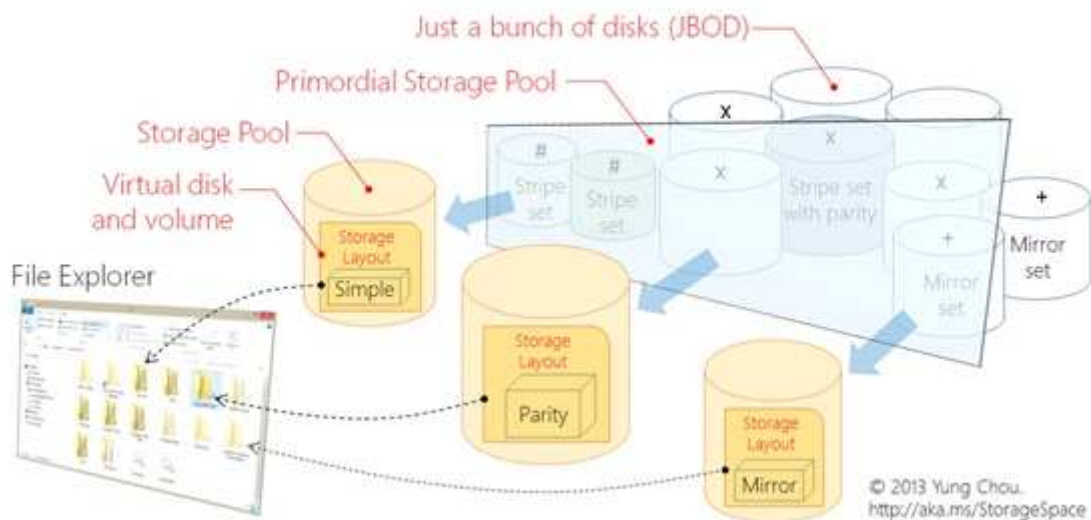
Explanation/Reference:

Step 1 (B): **if required add physical disk capacity.**

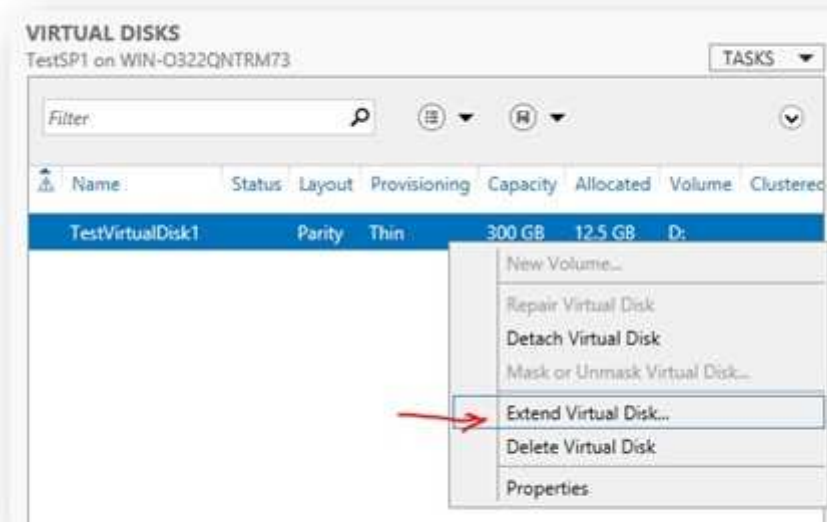
Step 2 (A): **Dynamically extend the virtual disk (not volume).**

Windows Server 2012 Storage Space subsystem now virtualizes storage by abstracting multiple physical disks into a logical construct with specified capacity. The process is to group selected physical disks into a container, the so-called storage pool, such that the total capacity collectively presented by those associated physical disks can appear and become manageable as a single and seemingly continuous space. Subsequently a storage administrator creates a virtual disk based on a storage pool, configure a storage layout which is essentially a RAID level, and expose the storage of the virtual disk as a drive letter or a mapped folder in Windows Explorer.

Windows Server 2012 Storage Virtualization Concept



The system administrator uses File and Storage Services in Server Manager or the Disk Management tool to rescan the disk, bring the disk online, and extend the disk size.



<http://blogs.technet.com/b/yungchou/archive/2012/08/31/windows-server-2012-storage-virtualization-explained.aspx>

QUESTION 140

You have a server that runs Windows Server 2012. The server contains the disks configured as shown in the following table.

Disk name	Partition table type	Disk storage type	Unallocated disk space
Disk 0	GPT	Dynamic	2 TB
Disk 1	MBR	Basic	4 TB
Disk 2	GPT	Dynamic	4 TB
Disk 3	GPT	Dynamic	4 TB
Disk 4	MBR	Basic	2 TB

You need to create a volume that can store up to 3 TB of user files. The solution must ensure that the user files are available if one of the disks in the volume fails. What should you create?

- A. A mirrored volume on Disk 1 and Disk 4
- B. A storage pool on Disk 2 and Disk 3
- C. A storage pool on Disk 1 and Disk 3
- D. A mirrored volume on Disk 2 and Disk 3

Correct Answer: D

Section: (none)

Explanation

Explanation/Reference:

QUESTION 141

You plan to deploy a DHCP server that will support four subnets. The subnets will be configured as shown in the following table.

Subnet name	Number of hosts
Subnet1	100
Subnet2	45
Subnet3	800
Subnet4	300

You need to identify which network ID you should use for each subnet. What should you identify? To answer, drag the appropriate network ID to the each subnet in the answer area.

Select and Place:

Network IDs		Answer Area
172.23.1.0/26		Subnet1 <input type="text" value="Network ID"/>
172.23.8.0/22		Subnet2 <input type="text" value="Network ID"/>
172.23.16.0/25		Subnet3 <input type="text" value="Network ID"/>
172.23.128.0/23		Subnet4 <input type="text" value="Network ID"/>

Correct Answer:

Network IDs		Answer Area
<input type="text"/>		Subnet1 <input type="text" value="172.23.16.0/25"/>
<input type="text"/>		Subnet2 <input type="text" value="172.23.1.0/26"/>
<input type="text"/>		Subnet3 <input type="text" value="172.23.8.0/22"/>
<input type="text"/>		Subnet4 <input type="text" value="172.23.128.0/23"/>

Section: (none)

Explanation

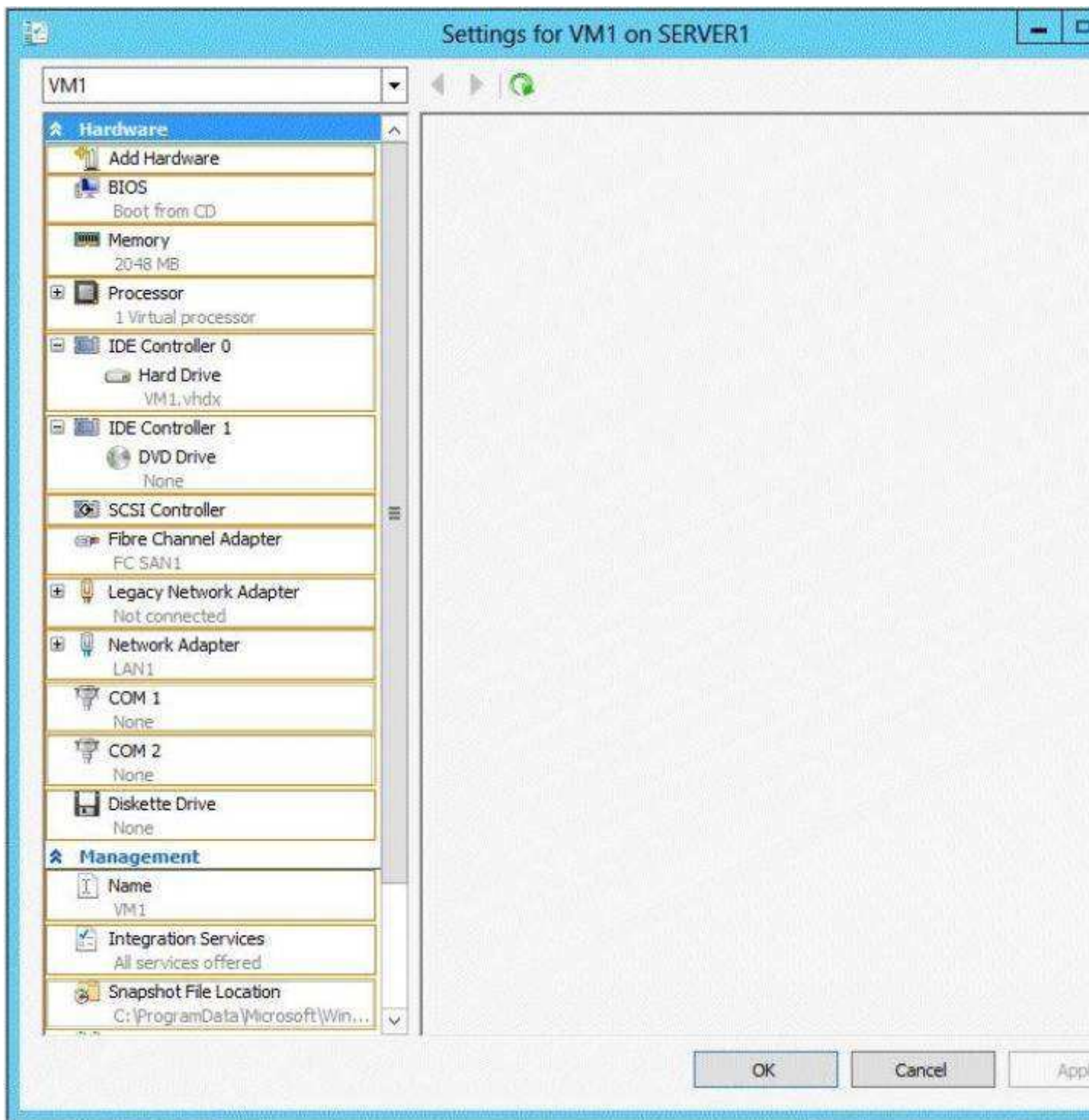
Explanation/Reference:

CIDR prefix-length	Dotted-Decimal	# Individual Addresses	# of Classful Networks
/13	255.248.0.0	512 K	8 Bs or 2048 Cs
/14	255.252.0.0	256 K	4 Bs or 1024 Cs
/15	255.254.0.0	128 K	2 Bs or 512 Cs
/16	255.255.0.0	64 K	1 B or 256 Cs
/17	255.255.128.0	32 K	128 Cs
/18	255.255.192.0	16 K	64 Cs
/19	255.255.224.0	8 K	32 Cs
/20	255.255.240.0	4 K	16 Cs
/21	255.255.248.0	2 K	8 Cs
/22	255.255.252.0	1 K	4 Cs
/23	255.255.254.0	512	2 Cs
/24	255.255.255.0	256	1 C
/25	255.255.255.128	128	1/2 C
/26	255.255.255.192	64	1/4 C
/27	255.255.255.224	32	1/8 C

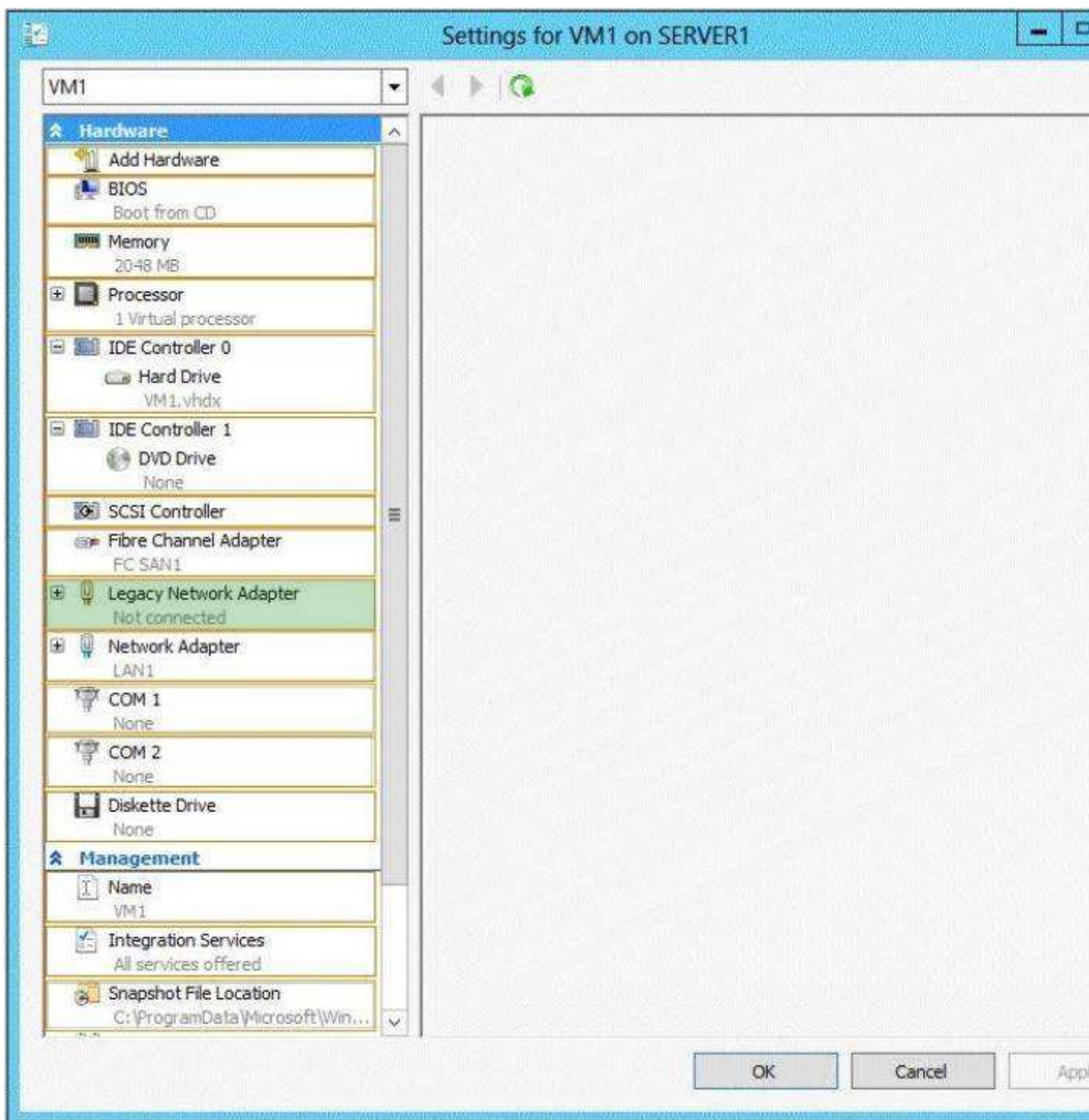
QUESTION 142

Your network contains two servers named Server1 and Server2 that run Windows Server 2012. Server1 has the Hyper-V server role installed. Server2 has the Windows Deployment Services server role installed. On Server1, you have a virtual machine named VM1. You plan to deploy an image to VM1 by using Windows Deployment Services (WDS). You need to ensure that VM1 can connect to Server1 by using PXE. Which settings should you configure on VM1?
To answer, select the appropriate settings in the answer area.

Hot Area:



Correct Answer:



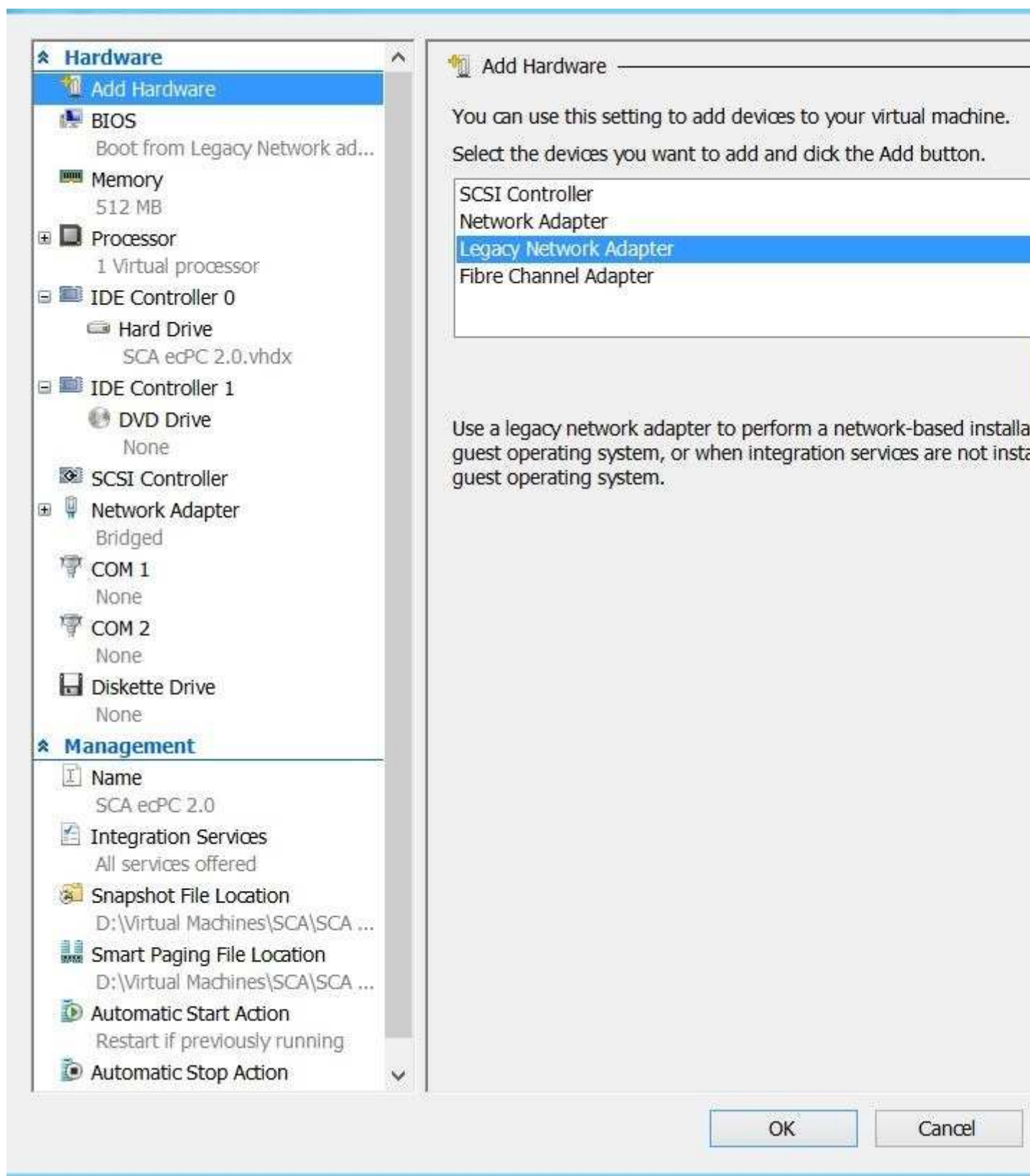
Section: (none)

Explanation

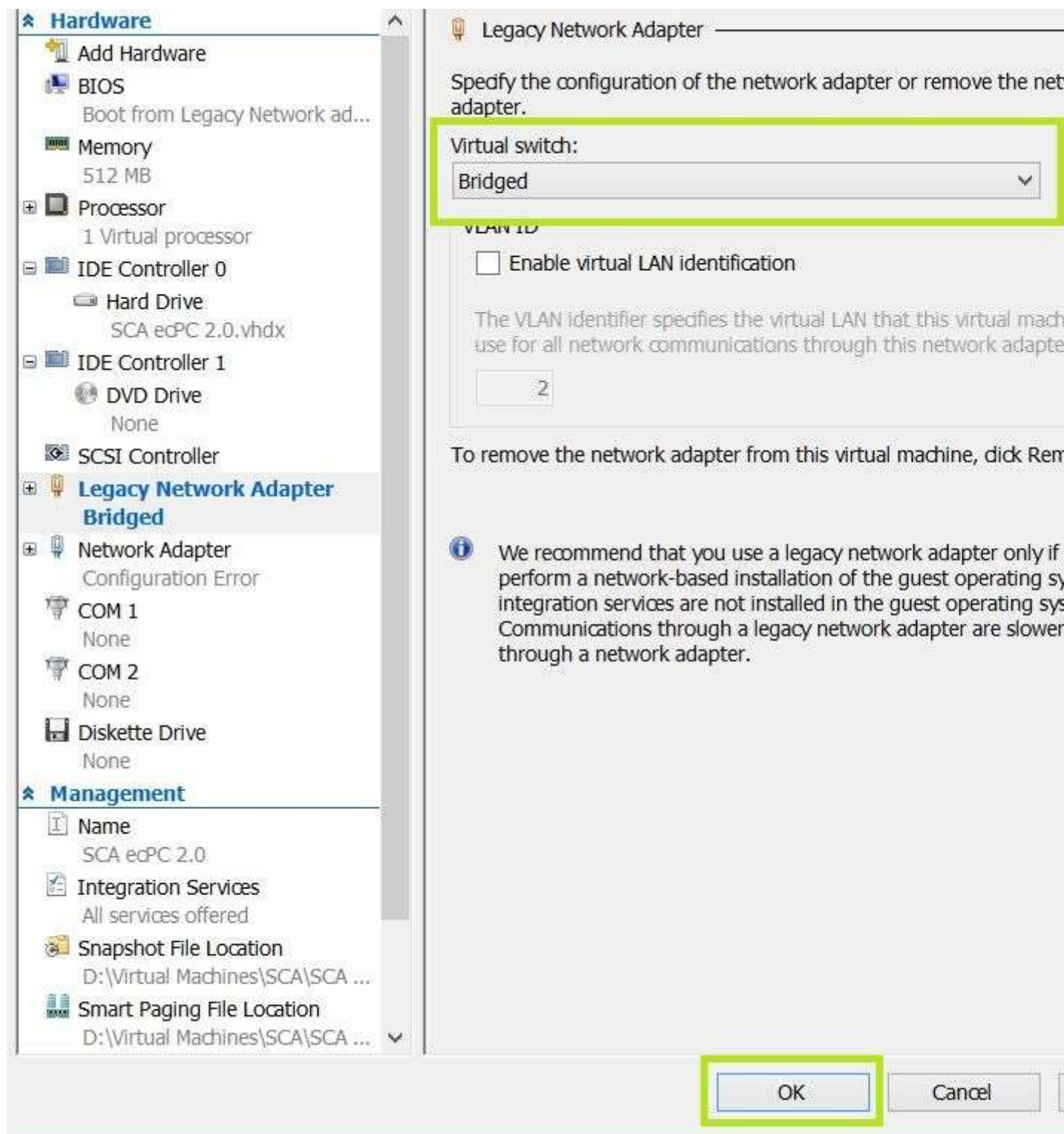
Explanation/Reference:

Virtual machines can be deployed to Hyper-V using Windows Deployment Services (WDS). To accomplish this requires the proper WDS infrastructure be in place and that the VM PXE boot using a Legacy Network Adapter.

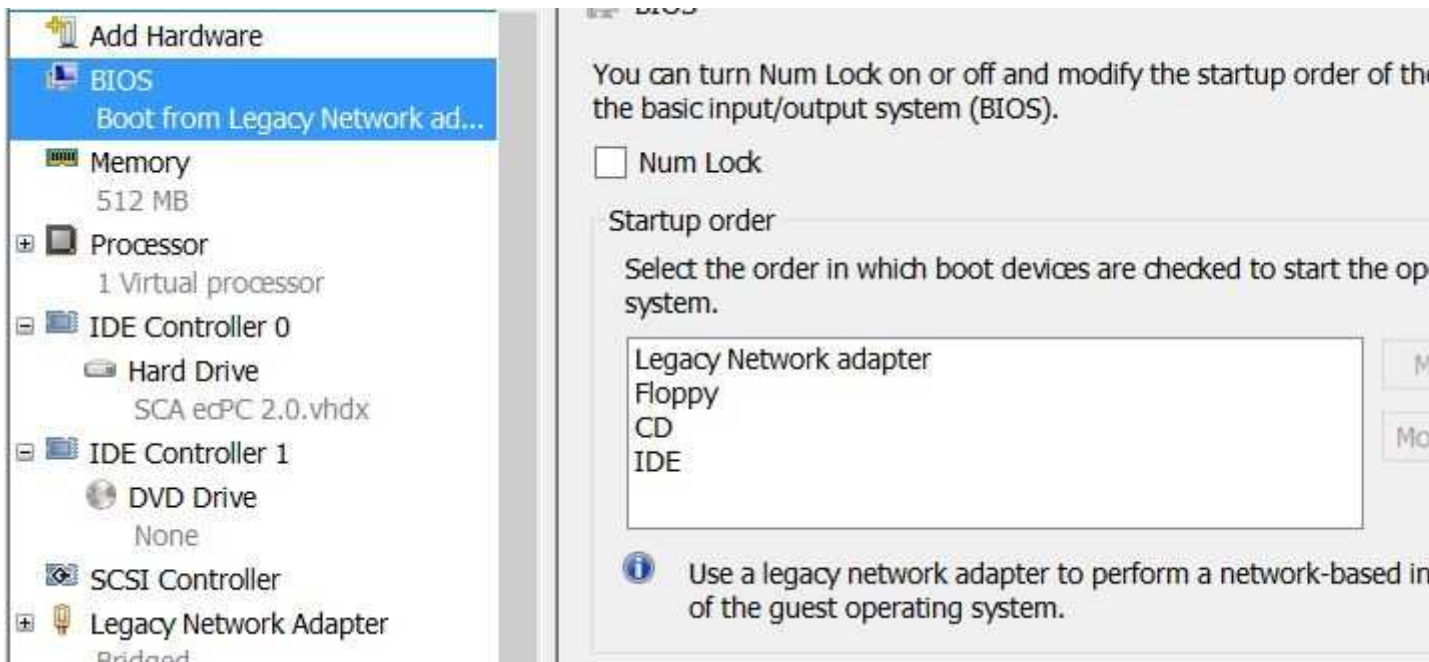
By default, there is only a "Standard Network Adapter" installed on the Virtual Machine, but for PXE functionality you will need to add a "Legacy Network Adapter".



Go to the "Legacy Network Adapter" that you just added and specify that it should use the Virtual Switch that you just created.



Last but not least, you should change the BIOS boot priority to make sure that the Virtual Machine always tries to boot first using the "Legacy Network Adapter". Just select the "Legacy Network Adapter" and move it to the top using the buttons.



Start your Virtual Machine and now PXE boot should work

<http://www.danielclasson.com/guide-how-to-get-pxe-boot-to-work-in-hyper-v/>

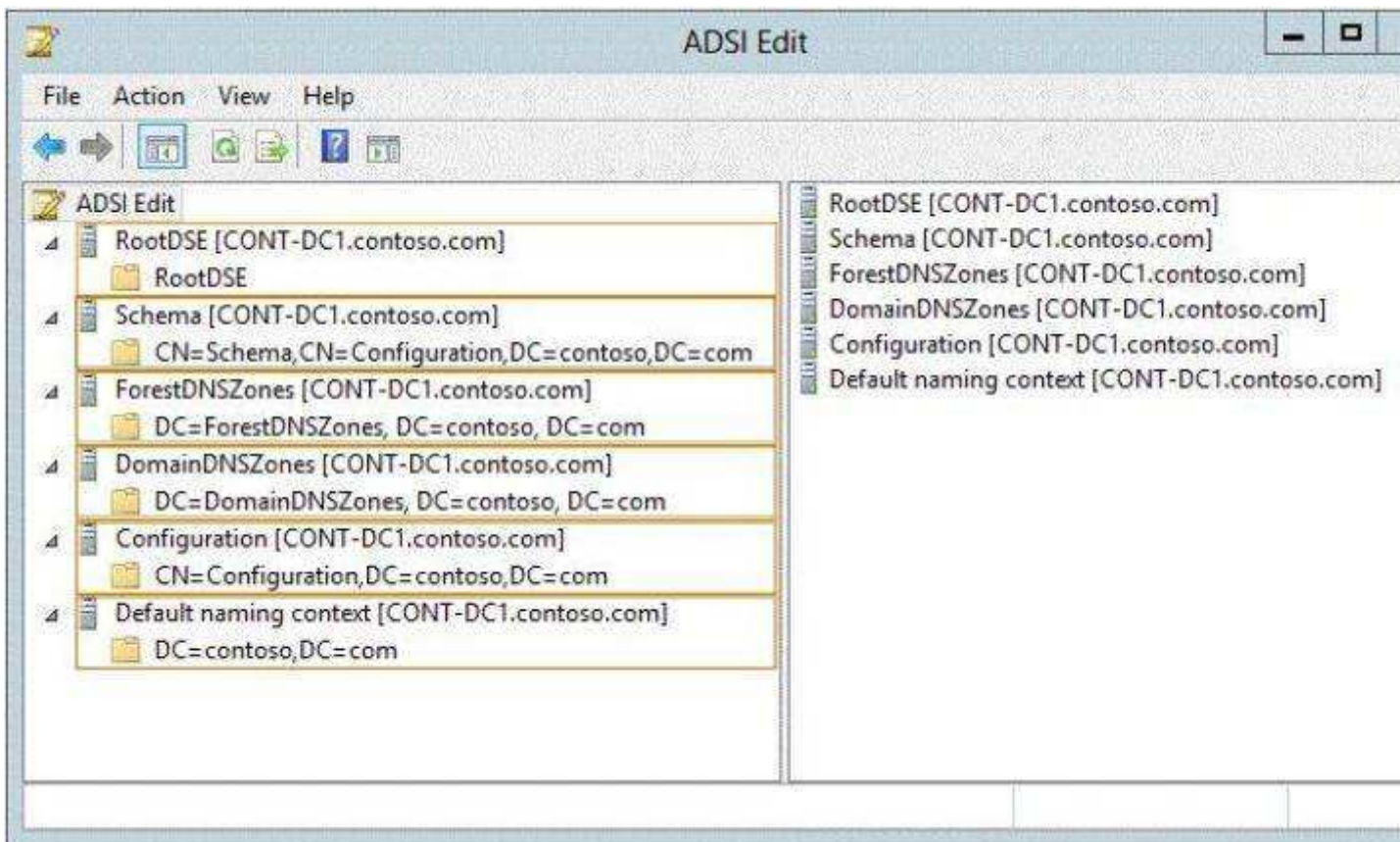
<http://blogs.technet.com/b/askcore/archive/2008/11/25/installing-a-vm-operating-system-using-a-legacy-network-adapter-and-pxe-boot.aspx>

QUESTION 143

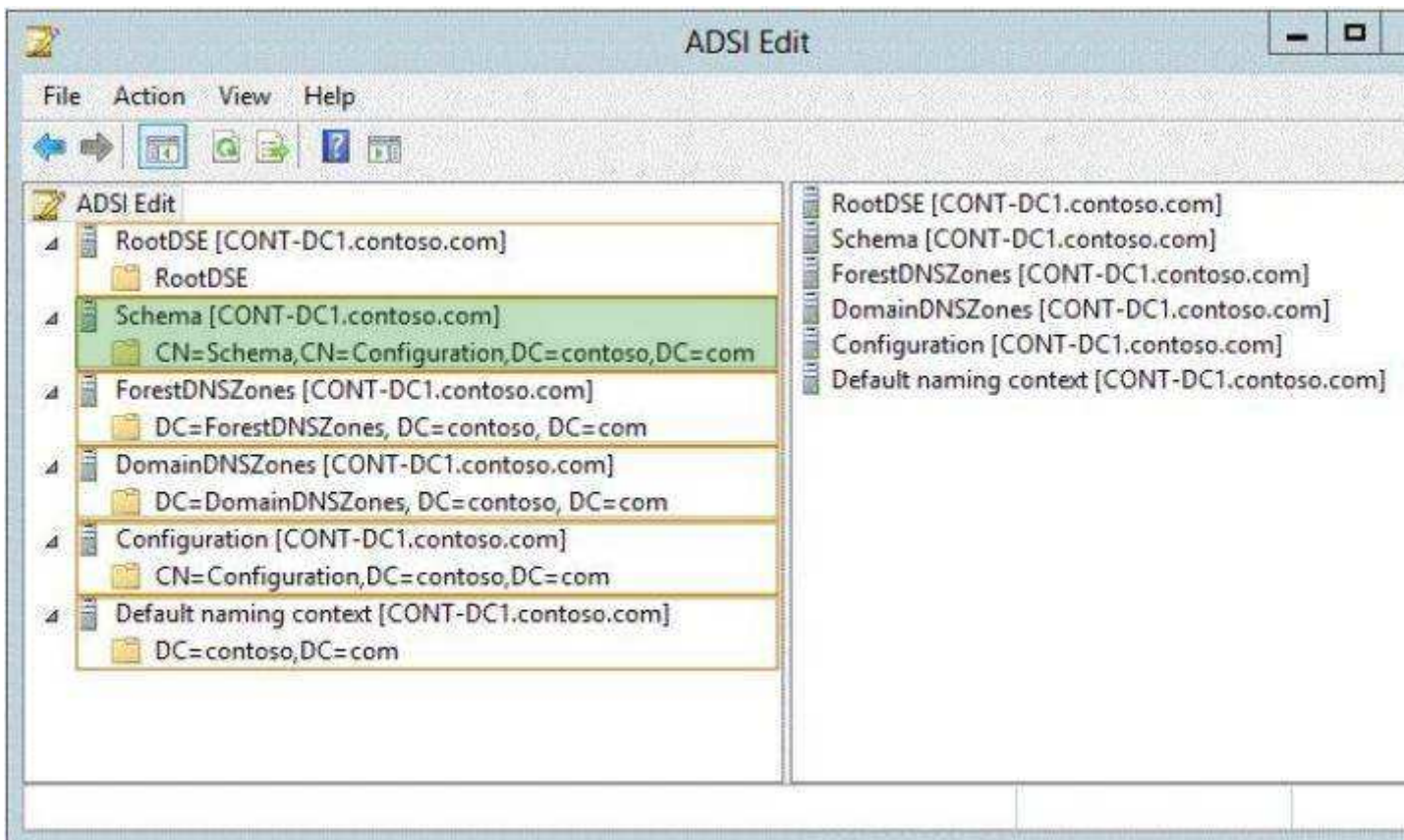
Your network contains an Active Directory domain named contoso.com. You need to identify whether the Company attribute replicates to the global catalog. Which part of the Active Directory partition should you view?

To answer, select the appropriate Active Directory object in the answer area.

Hot Area:



Correct Answer:



Section: (none)
Explanation

Explanation/Reference:

Schema - Contains the Schema container, which stores class and attribute definitions for all existing and possible Active Directory objects in cn=schema,cn=configuration,dc= forestRootDomain . Updates to this container are replicated to all domain controllers in the forest. You can view the contents of the Schema container in the Active Directory Schema console.

<http://technet.microsoft.com/en-us/library/cc961591.aspx>

QUESTION 144

Your network contains an Active Directory domain named contoso.com. The domain contains two domain controllers. The domain controllers are configured as shown in the following table.

Name	Operating system	Operation master role
DC1	Windows Server 2012	Domain naming master Schema master
DC2	Windows Server 2008 R2	PDC emulator RID master Infrastructure master

You install a new server named Server1 that runs a Server Core Installation of Windows Server 2012. You need to join Server1 to the contoso.com domain. The solution must minimize administrative effort. What should you use?

- A. The Add-Computer cmdlet
- B. The New-ADComputer cmdlet
- C. The djoin.exe command
- D. The dsadd.exe command

Correct Answer: A

Section: (none)

Explanation

Explanation/Reference:

Add the local computer to a domain or workgroup.

Add-Computer - Add the local computer to a domain or workgroup.

<http://technet.microsoft.com/en-us/library/ee617245.aspx>

[http://technet.microsoft.com/en-us/library/ff793312\(v=ws.10\).aspx](http://technet.microsoft.com/en-us/library/ff793312(v=ws.10).aspx)

[http://technet.microsoft.com/en-us/library/cc753708\(v=ws.10\).aspx](http://technet.microsoft.com/en-us/library/cc753708(v=ws.10).aspx)

<http://technet.microsoft.com/en-us/library/hh849798.aspx>

<http://technet.microsoft.com/en-us/library/offline-domain-join-djoin-step-by-step%28v=ws.10%29.aspx>

QUESTION 145

You have a new server named Server1 that runs Windows Server 2012. Server1 has two dual-core processors and 32 GB of RAM. You install the Hyper-V server role on Server1. You create two virtual machines on Server1 that each have 8 GB of memory. You need to minimize the amount of time it takes for both virtual machines to access memory. What should you configure on each virtual machine?

- A. Resource control
- B. Dynamic Memory
- C. NUMA topology
- D. Memory weight

Correct Answer: B

Section: (none)

Explanation

Explanation/Reference:

* Dynamic Memory is a new Hyper-V feature that helps you use physical memory more efficiently. With Dynamic Memory, Hyper-V treats memory as a shared resource that can be reallocated automatically

among running virtual machines. Dynamic Memory adjusts the amount of memory available to a virtual machine, based on changes in memory demand and values that you specify. Dynamic Memory is available for Hyper-V in Windows Server 2008 R2 Service Pack 1 (SP1).

* Dynamic Memory helps you use memory resources more efficiently. Before this feature was introduced, changing the amount of memory available to a virtual machine could be done only when the virtual machine was turned off. With Dynamic Memory, Hyper-V can provide a virtual machine with more or less memory dynamically in response to changes in the amount of memory required by the workloads or applications running in the virtual machine. As a result, Hyper-V can distribute memory more efficiently among the running virtual machines configured with Dynamic Memory.

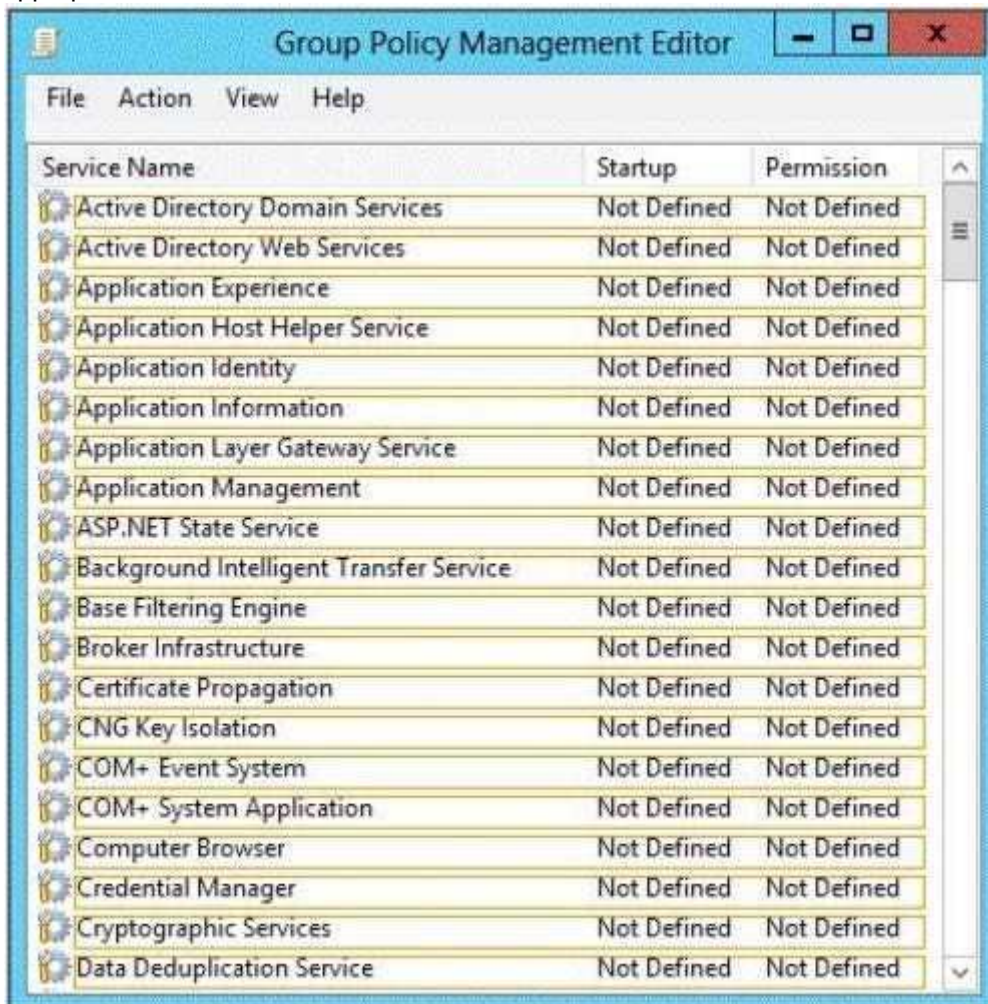
Depending on factors such as workload, this efficiency can make it possible to run more virtual machines at the same time on one physical computer.

Reference: Hyper-V Dynamic Memory Configuration Guide

QUESTION 146

HOTSPOT

Your network contains an Active Directory domain named contoso.com. Domain controllers run either Windows Server 2008 R2 or Windows Server 2012. All client computers run Windows 8. All computer accounts are located in an organizational unit (OU) named OU1. You create a Group Policy object (GPO) that contains several AppLocker rules. You link the GPO to OU1. You need to ensure that the AppLocker rules apply to all of the client computers. What should you configure in the GPO? To answer, select the appropriate service in the answer area.



Service Name	Startup	Permission
Active Directory Domain Services	Not Defined	Not Defined
Active Directory Web Services	Not Defined	Not Defined
Application Experience	Not Defined	Not Defined
Application Host Helper Service	Not Defined	Not Defined
Application Identity	Not Defined	Not Defined
Application Information	Not Defined	Not Defined
Application Layer Gateway Service	Not Defined	Not Defined
Application Management	Not Defined	Not Defined
ASP.NET State Service	Not Defined	Not Defined
Background Intelligent Transfer Service	Not Defined	Not Defined
Base Filtering Engine	Not Defined	Not Defined
Broker Infrastructure	Not Defined	Not Defined
Certificate Propagation	Not Defined	Not Defined
CNG Key Isolation	Not Defined	Not Defined
COM+ Event System	Not Defined	Not Defined
COM+ System Application	Not Defined	Not Defined
Computer Browser	Not Defined	Not Defined
Credential Manager	Not Defined	Not Defined
Cryptographic Services	Not Defined	Not Defined
Data Deduplication Service	Not Defined	Not Defined

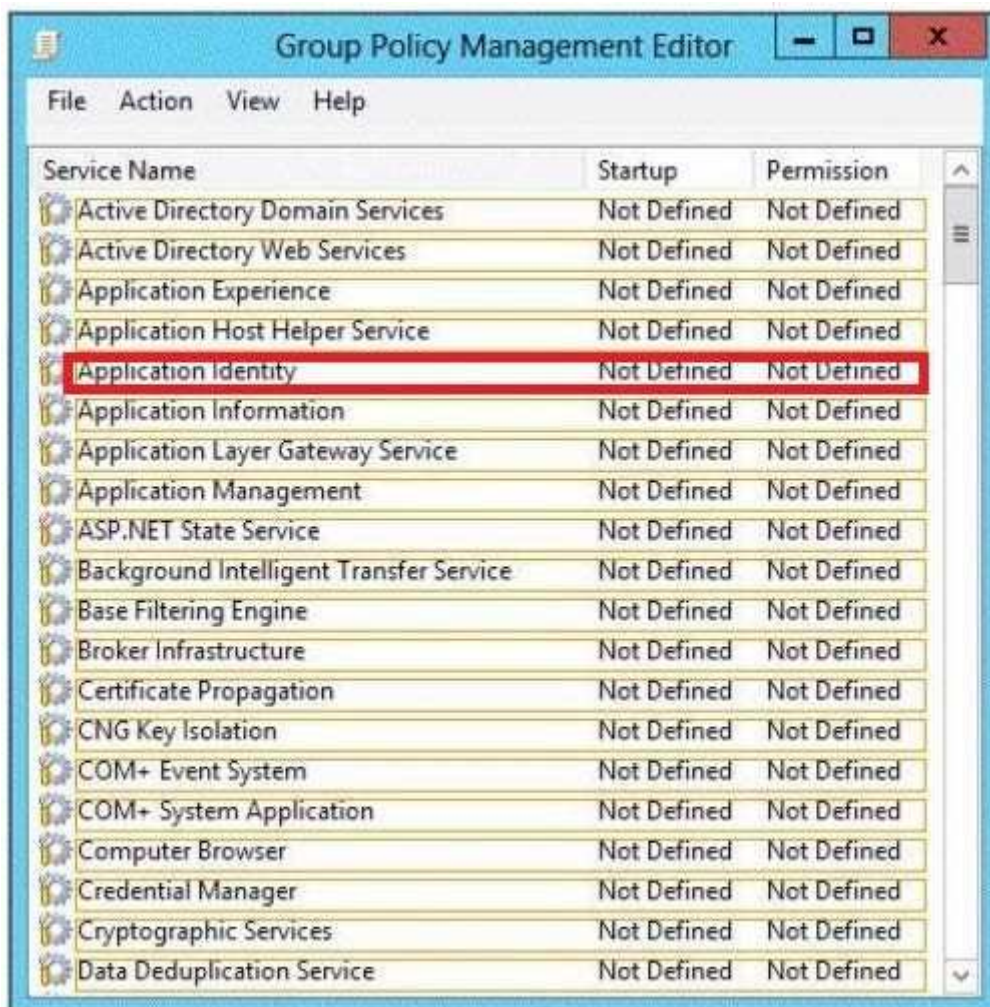
- A. Application Experience
- B. Application Host Helper Service
- C. Application Identity
- D. Application Information

Correct Answer: C

Section: (none)

Explanation

Explanation/Reference:



The screenshot shows the Group Policy Management Editor window. It has a menu bar with 'File', 'Action', 'View', and 'Help'. Below the menu bar is a table with three columns: 'Service Name', 'Startup', and 'Permission'. The table lists various Windows services, and the 'Application Identity' row is highlighted with a red border.

Service Name	Startup	Permission
Active Directory Domain Services	Not Defined	Not Defined
Active Directory Web Services	Not Defined	Not Defined
Application Experience	Not Defined	Not Defined
Application Host Helper Service	Not Defined	Not Defined
Application Identity	Not Defined	Not Defined
Application Information	Not Defined	Not Defined
Application Layer Gateway Service	Not Defined	Not Defined
Application Management	Not Defined	Not Defined
ASP.NET State Service	Not Defined	Not Defined
Background Intelligent Transfer Service	Not Defined	Not Defined
Base Filtering Engine	Not Defined	Not Defined
Broker Infrastructure	Not Defined	Not Defined
Certificate Propagation	Not Defined	Not Defined
CNG Key Isolation	Not Defined	Not Defined
COM+ Event System	Not Defined	Not Defined
COM+ System Application	Not Defined	Not Defined
Computer Browser	Not Defined	Not Defined
Credential Manager	Not Defined	Not Defined
Cryptographic Services	Not Defined	Not Defined
Data Deduplication Service	Not Defined	Not Defined

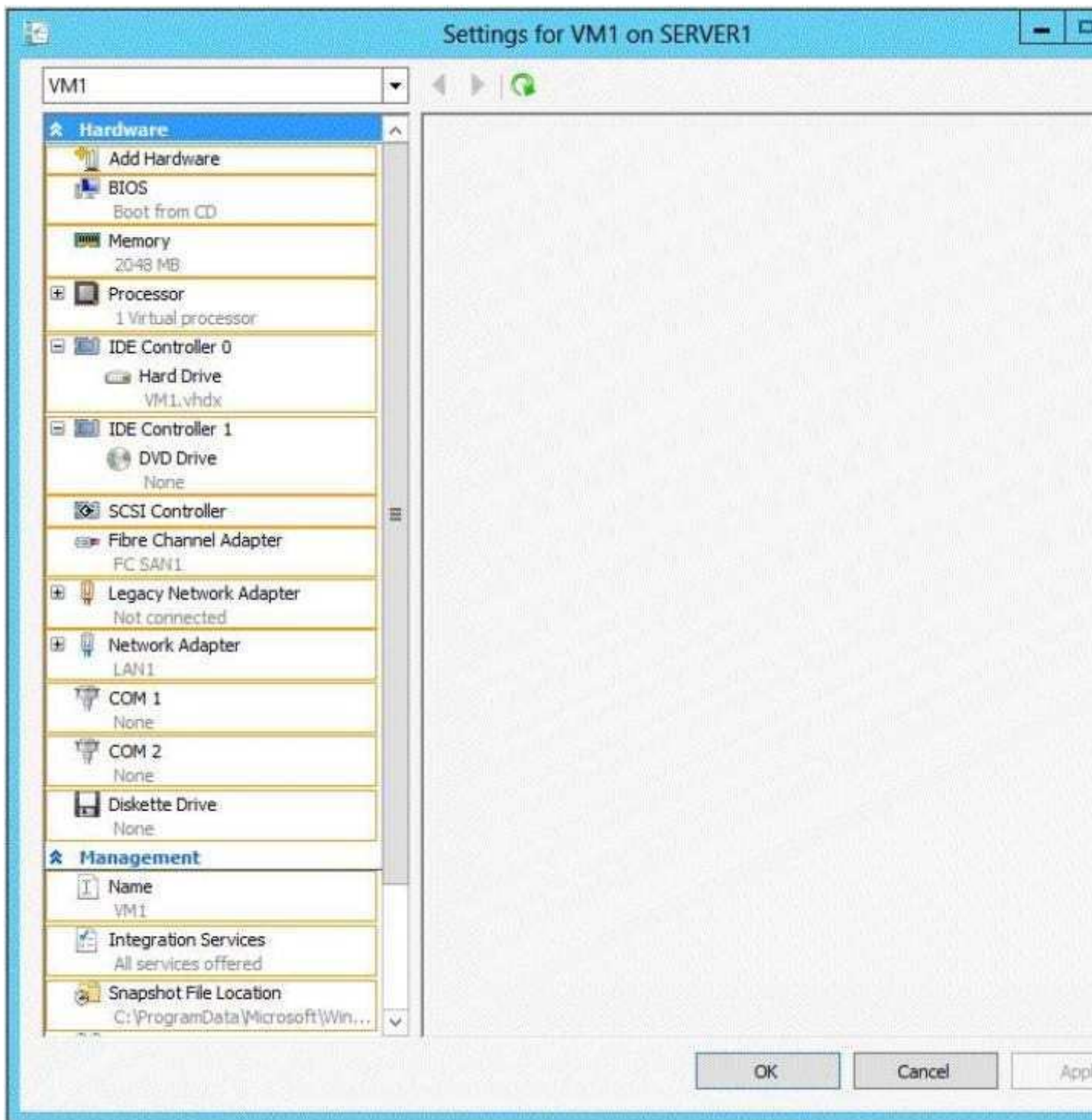
QUESTION 147

HOTSPOT

Your network contains an Active Directory domain named contoso.com. Technicians use Windows Deployment Services (WDS) to deploy Windows Server 2012. The network contains a server named Server1 that runs Windows Server 2012. Server1 has the Hyper-V server role installed. You need to ensure that you can use WDS to deploy Windows Server 2012 to a virtual machine named VM1.

Which settings should you configure?

To answer, select the appropriate settings in the answer area.



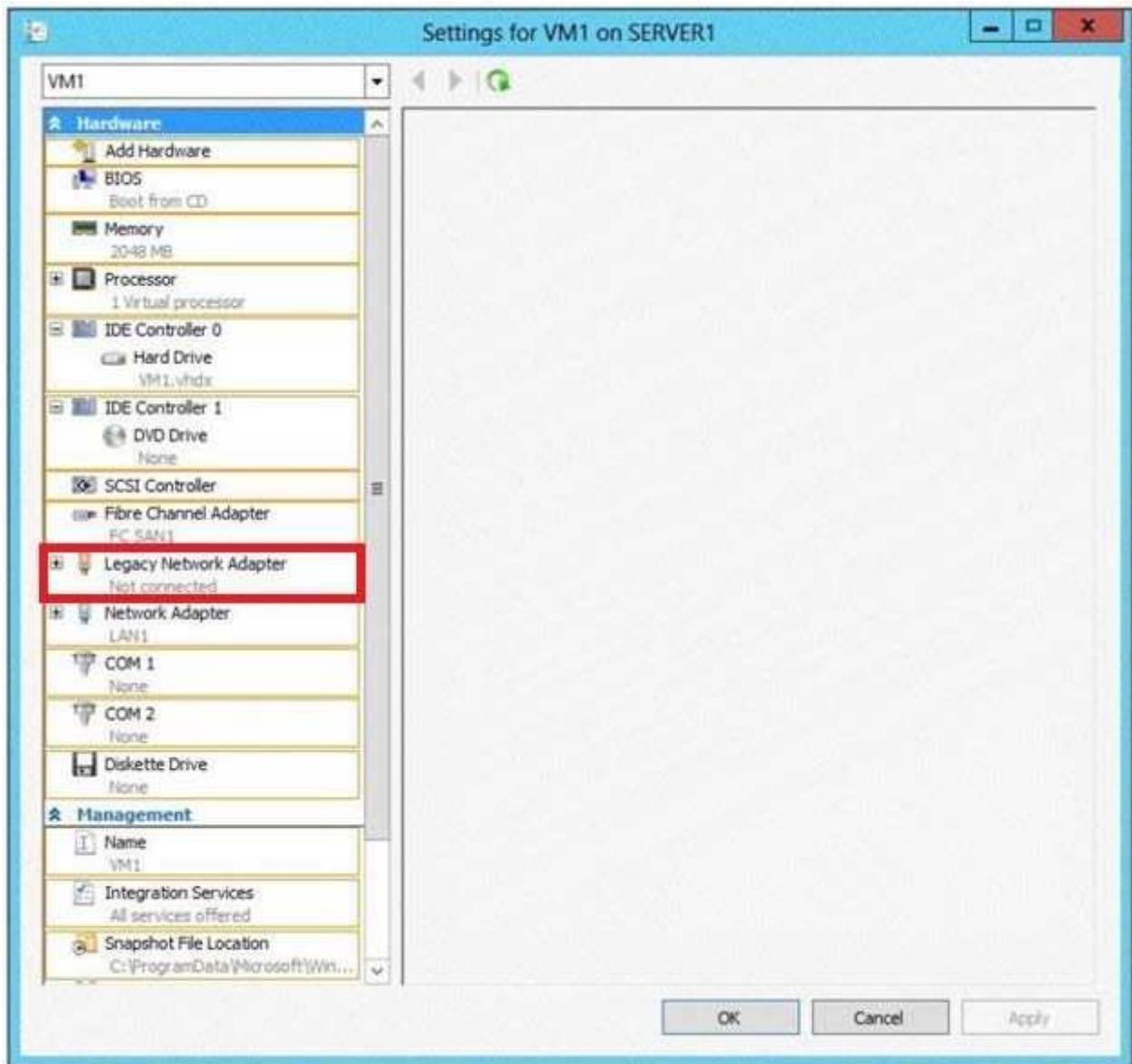
- A. SCSI Controller
- B. Fibre Channel Adapter
- C. Legacy Network Adapter
- D. Network Adapter

Correct Answer: C

Section: (none)

Explanation

Explanation/Reference:

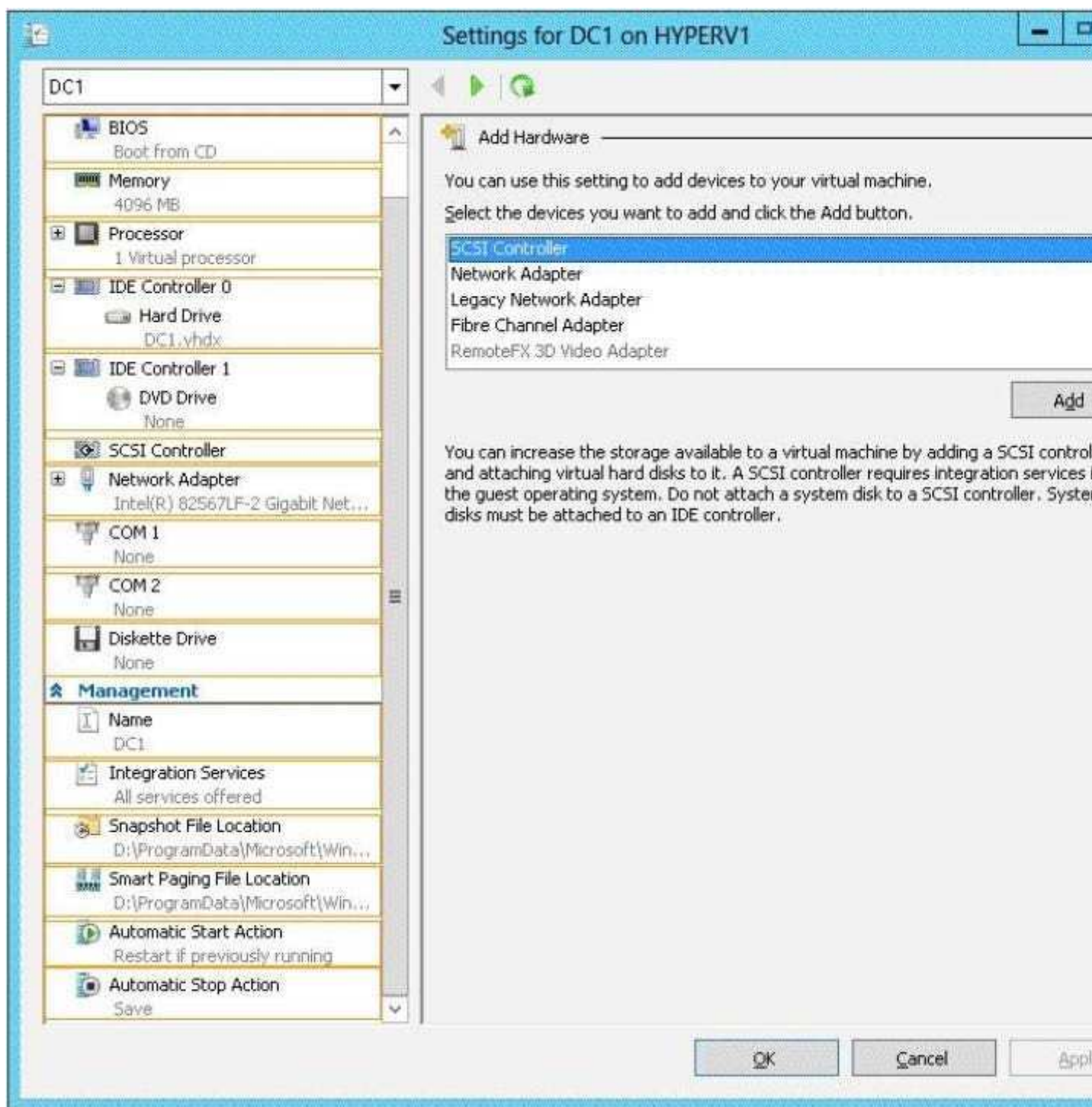


QUESTION 148

HOTSPOT

Your network contains an Active Directory domain named contoso.com. The domain contains a member server named Hyperv1 and a domain controller named DC1. Hyperv1 has the Hyper-V server role installed. DC1 is a virtual machine on Hyperv1. Users report that the time on their client computer is incorrect. You log on to DC1 and verify that the time services are configured correctly. You need to prevent time conflicts between the time provided by DC1 and other potential time sources. What should you configure?

To answer, select the appropriate object in the answer area.



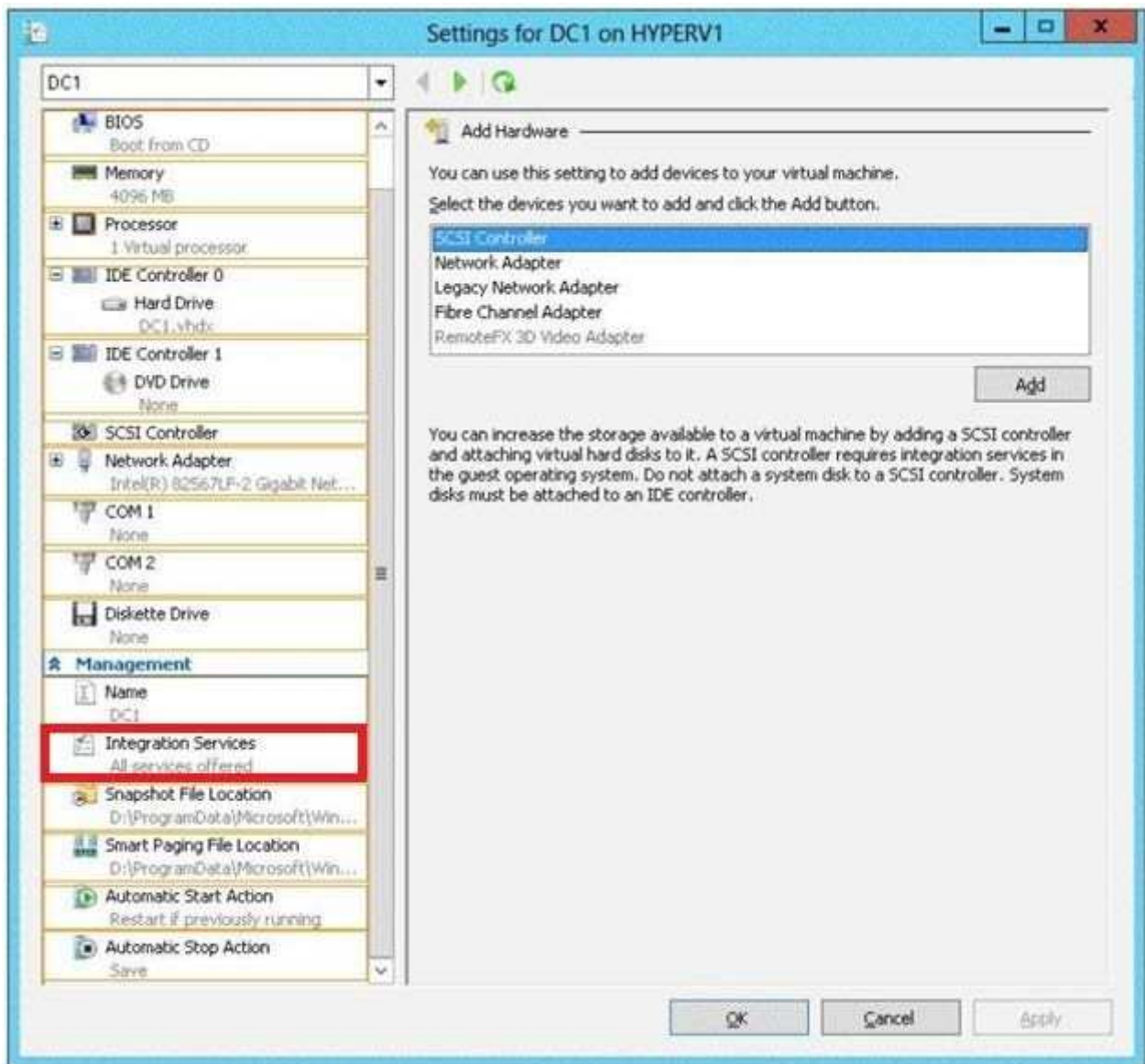
- A. Name
- B. Integration Services
- C. Snapshot File Location
- D. Smart Paging File Location

Correct Answer: B

Section: (none)

Explanation

Explanation/Reference:



QUESTION 149

Your network contains an Active Directory forest named contoso.com. All domain controllers currently run Windows Server 2008 R2.

You plan to install a new domain controller named DC4 that runs Windows Server 2012. The new domain controller will have the following configurations:

Schema master

Global catalog server

DNS Server server role

Active Directory Certificate Services server role

You need to identify which configurations cannot be fulfilled by using the Active Directory Domain Services Configuration Wizard.

Which two configurations should you identify? (Each correct answer presents part of the solution. Choose two.)

- A. Enable the global catalog server.
- B. Install the Active Directory Certificate Services role.
- C. Install the DNS Server role.
- D. Transfer the schema master.

Correct Answer: BD

Section: (none)

Explanation

Explanation/Reference:

AD Installation Wizard will **automatically install DNS** and allows for the option to set it as a **global catalog server**.

ADCS and Schema must be done separately.

The screenshot shows the 'Active Directory Domain Services Configuration Wizard' window. The title bar includes a file icon, the text 'Active Directory Domain Services Configuration Wizard', and standard window controls. The main window has a light blue header with the title 'Domain Controller Options' on the left and 'TARGET S ConWin2012DC2.contos' on the right. A left-hand navigation pane lists the following steps: 'Deployment Configuration' (highlighted in blue), 'Domain Controller Options' (current step), 'Additional Options', 'Paths', 'Review Options', 'Prerequisites Check', 'Installation', and 'Results'. The main content area is titled 'Specify domain controller capabilities and site information'. It contains three checkboxes: 'Domain Name System (DNS) server' (checked), 'Global Catalog (GC)' (checked), and 'Read only domain controller (RODC)' (unchecked). Below these is a 'Site name:' label followed by a dropdown menu showing 'Default-First-Site-Name'. Further down, the text 'Type the Directory Services Restore Mode (DSRM) password' is followed by two password input fields labeled 'Password:' and 'Confirm password:', both containing masked characters. At the bottom of the main content area is a link that says 'More about domain controller options'. The bottom of the wizard features a navigation bar with four buttons: '< Previous', 'Next >', 'Install', and 'Can' (partially visible).

<http://technet.microsoft.com/en-us/library/hh831457.aspx>

QUESTION 150

Your network contains an Active Directory domain named adatum.com. The domain contains a file server named Server2 that runs Windows Server 2012. Server2 contains a shared folder named Home. Home contains the home folder of each user. All users have the necessary permissions to access only their home folder. A user named User1 opens the Home share as shown in the exhibit. (Click the Exhibit button.)



You need to ensure that all users see only their own home folder when they access Home. What should you do from Server2?

- A. From Windows Explorer, modify the properties of Home.
- B. From Server Manager, modify the properties of the volume that contains Home.
- C. From Windows Explorer, modify the properties of the volume that contains Home.
- D. From Server Manager, modify the properties of Home.

Correct Answer: C

Section: (none)

Explanation

Explanation/Reference:

QUESTION 151

You have a server named Server1 that runs a Server Core Installation of Windows Server 2012 Datacenter. You have a WIM file that contains the four images of Windows Server 2012 as shown in the Images exhibit. (Click the Exhibit button.)

```
Administrator: Windows PowerShell
PS C:\Users\Administrator> dism /get-imageinfo /imagefile:d:\sources\install.wim

Deployment Image Servicing and Management tool
Version: 6.2.9200.16384

Details for image : d:\sources\install.wim

Index : 1
Name : Windows Server 2012 SERVERSTANDARDCORE
Description : Windows Server 2012 SERVERSTANDARDCORE
Size : 7.195.580.708 bytes

Index : 2
Name : Windows Server 2012 SERVERSTANDARD
Description : Windows Server 2012 SERVERSTANDARD
Size : 11.999.848.937 bytes

Index : 3
Name : Windows Server 2012 SERVERDATACENTERCORE
Description : Windows Server 2012 SERVERDATACENTERCORE
Size : 7.176.243.455 bytes

Index : 4
Name : Windows Server 2012 SERVERDATACENTER
Description : Windows Server 2012 SERVERDATACENTER
Size : 11.995.224.677 bytes

The operation completed successfully.
PS C:\Users\Administrator>
```

You review the installed features on Server1 as shown in the Features exhibit. (Click the Exhibit button.)

```
Administrator: C:\Windows\system32\cmd.exe - powershell

[ ] Telnet Server
[ ] IFTP Client
[X] User Interfaces and Infrastructure
   [ ] Graphical Management Tools and Infrastructure
   [ ] Desktop Experience
   [ ] Server Graphical Shell
[ ] Windows Biometric Framework
[ ] Windows Feedback Forwarder
[ ] Windows Identity Foundation 3.5
```

You need to install the Server Graphical Shell feature on Server1. Which two possible sources can you use to achieve this goal? (Each correct answer presents a complete solution. Choose two.)

- A. Index 1
- B. Index 2
- C. Index 3
- D. Index 4

Correct Answer: BD

Section: (none)

Explanation

Explanation/Reference:

When you install Windows Server 2012, you can choose between Server Core Installation and Server with a GUI. The "Server with a GUI" option is the Windows Server 2012 equivalent of the Full installation option available in Windows Server 2008 R2. The "Server Core Installation" option reduces the space required on disk, the potential attack surface, and especially the servicing requirements, so we recommend that you choose the Server Core installation unless you have a particular need for the additional user interface elements and graphical management tools that are included in the "Server with a GUI" option. For this reason, the Server Core installation is now the default. Because you can freely switch between these options at any time later, one approach might be to initially install the Server with a GUI option, use the graphical tools to configure the server, and then later switch to the Server Core Installation option.

In previous versions of Windows, even if a server role or feature was disabled, the binary files for it were still present on the disk, consuming space.

In Windows Server 2012, not only can you disable a role or feature, but you can also completely remove its files, a state shown as “removed” in Server Manager or “disabled with payload removed” in Dism.exe.

To reinstall a role or feature that been completely removed, you must have access to an installation source.

To install a role or feature that has been completely removed, use the Windows PowerShell –Source option of the Install-WindowsFeature Server Manager cmdlet. The –Source option specifies a **path to a WIM image and the index number of the image**. If you do not specify a –Source option, Windows will use Windows Update by default. Offline VHDs cannot be used as a source for installing roles or features which have been completely removed.

You can also specify a source for servers that are domain members using Group Policy. Navigate to Computer Configuration > Administrative Templates > System > “Specify settings for optional component installation and component repair”

<http://technet.microsoft.com/en-us/library/hh831786.aspx>

QUESTION 152

Your network contains an Active Directory domain named contoso.com. The domain contains 20 computer accounts that reside in an organizational unit (OU) named OU1. A Group Policy object (GPO) named GPO1 is linked to OU1. GPO1 is used to assign several user rights to a user named User1. In the Users container, you create a new user named User2. You need to ensure that User2 is assigned the same user rights as User1 on all of the client computers in OU1. What should you do?

- A. Move User2 to OU1.
- B. Modify the settings in GPO1.
- C. Modify the link of GPO1.
- D. Link a WMI filter to GPO1.

Correct Answer: B

Section: (none)

Explanation

Explanation/Reference:

QUESTION 153

Your network contains an Active Directory domain named contoso.com. All servers run Windows Server 2012. The domain contains a member server named Server1. Server1 has the File Server server role installed. On Server1, you create a share named Documents. The Documents share will contain the files and folders of all users. You need to ensure that when the users connect to Documents, they only see the files to which they have access. What should you do?

- A. Modify the NTFS permissions.
- B. Modify the Share permissions.
- C. Enable access-based enumeration.
- D. Configure Dynamic Access Control.

Correct Answer: C

Section: (none)

Explanation

Explanation/Reference:

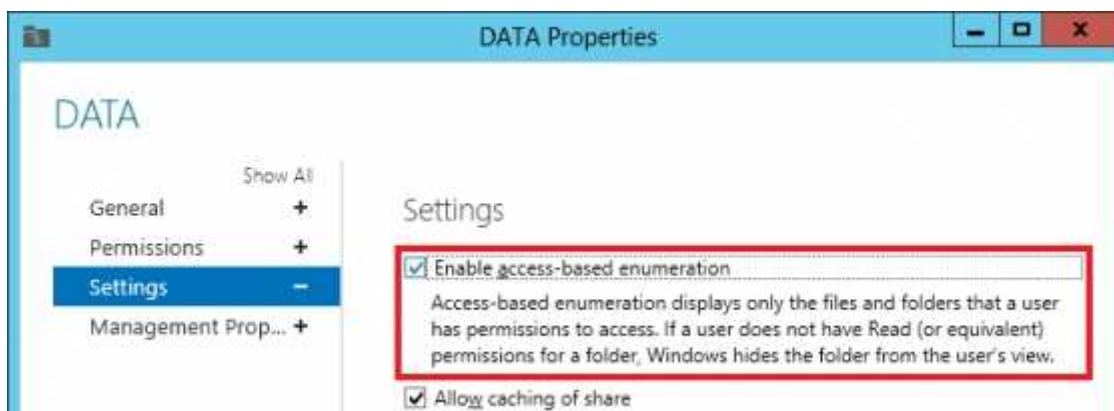
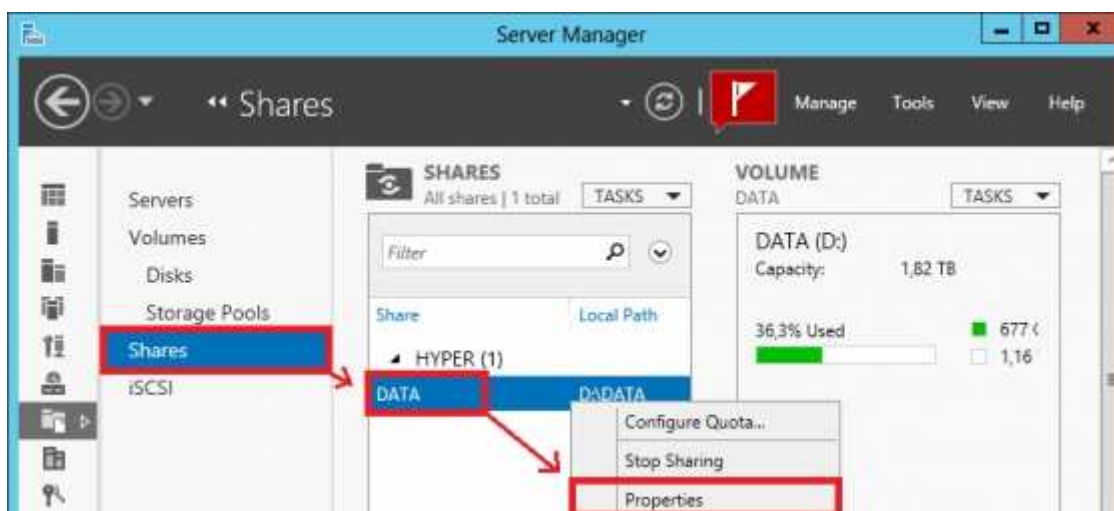
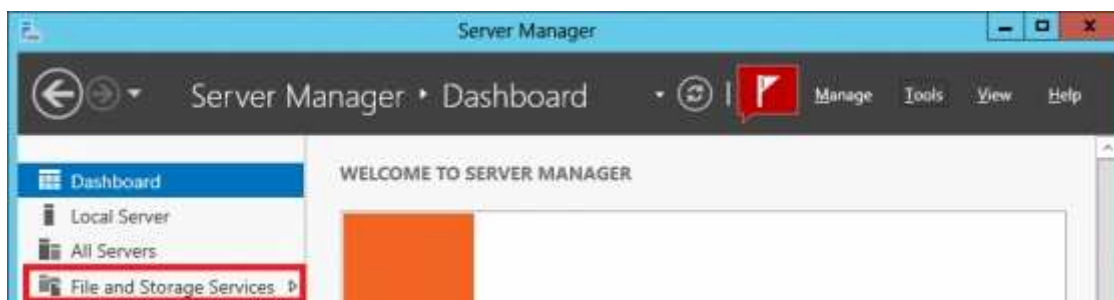
Access-based Enumeration is a new feature included with Windows Server 2003 Service Pack 1. This feature allows users of Windows Server 2003–based file servers to list only the files and folders to which they have access when browsing content on the file server. This eliminates user confusion that can be caused when users connect to a file server and encounter a large number of files and folders that they cannot access.

Access-based Enumeration filters the list of available files and folders on a server to include only those that

the requesting user has access to.

This change is important because this allows users to see only those files and directories that they have access to and nothing else. This mitigates the scenario where unauthorized users might otherwise be able to see the contents of a directory even though they don't have access to it.

Access-Based Enumeration (ABE) can be enabled at the Share properties through Server Manager.



After implementation instead of seeing all folder including the ones the user does not have access to:

« havardkristiansen.com ▶ kristiansen ▶ UserHome ▶

New folder

Name	Date modified
a10001	03.07.2012 13:11
a10002	03.07.2012 13:11
a10003	03.07.2012 13:11
a10004	03.07.2012 13:11
a10005	03.07.2012 13:11
a10006	03.07.2012 13:11
a10008	03.07.2012 13:11
a10009	03.07.2012 13:11
a10010	03.07.2012 13:11
a10011	03.07.2012 13:11
a10012	03.07.2012 13:11
a10013	03.07.2012 13:11
a10014	03.07.2012 13:11
a10015	03.07.2012 13:11
a10016	03.07.2012 13:11
a10017	03.07.2012 13:11
a10018	03.07.2012 13:11
a10019	03.07.2012 13:11
a10020	03.07.2012 13:11
a10021	03.07.2012 13:11

5 230 items Offline status: Online

User will have access just to the folder where has rights to:

havardkristiansen.com ▶ kristiansen ▶ UserHome ▶

New folder

Name	Date modified	Type	Size
a15346	03.07.2012 13:23	File folder	

If a user with full access browses the same folder – it will show all 5230 folders.

<http://technet.microsoft.com/en-us/library/cc784710%28v=ws.10%29.aspx>

<http://technet.microsoft.com/pt-pt/library/dd772681%28v=ws.10%29.aspx>

QUESTION 154

Your network contains two subnets. The subnets are configured as shown in the following table.

Subnet name	Network IP address
LAN1	10.10.1.0/24
LAN2	10.11.1.0/24

You have a server named Server1 that runs Windows Server 2012. Server1 is connected to LAN1. You run the route print command as shown in the exhibit. (Click the Exhibit button.)

```
Administrator: Windows PowerShell
PS C:\Users\Administrator.CONT050> route print

Interface List
13...00 0c 29 b0 05 80 .....Intel(R) PRO/1000 MT Network Connection
1.....Software Loopback Interface 1
12...00 00 00 00 00 00 00 e0 Microsoft Teredo Tunneling Adapter
15...00 00 00 00 00 00 00 e0 Microsoft ISATAP Adapter #2

IPv4 Route Table

Active Routes:
Network Destination        Netmask          Gateway          Interface        Metric
0.0.0.0                    0.0.0.0          10.10.1.0        10.10.1.10       442
10.10.1.0                  255.255.255.0    On-link          10.10.1.10       266
10.10.1.10                 255.255.255.255  On-link          10.10.1.10       266
10.10.1.255                255.255.255.255  On-link          10.10.1.10       266
127.0.0.0                  255.0.0.0        On-link          127.0.0.1        306
127.0.0.1                  255.255.255.255  On-link          127.0.0.1        306
127.255.255.255            255.255.255.255  On-link          127.0.0.1        306
192.168.2.0                 255.255.255.0    On-link          10.10.1.10       266
192.168.2.10               255.255.255.255  On-link          10.10.1.10       266
192.168.2.255              255.255.255.255  On-link          10.10.1.10       266
224.0.0.0                  240.0.0.0        On-link          127.0.0.1        306
224.0.0.0                  240.0.0.0        On-link          10.10.1.10       266
255.255.255.255            255.255.255.255  On-link          127.0.0.1        306
255.255.255.255            255.255.255.255  On-link          10.10.1.10       266

Persistent Routes:
Network Address            Netmask  Gateway Address  Metric
0.0.0.0                    0.0.0.0  10.10.1.0        432

IPv6 Route Table

Active Routes:
If Metric Network Destination      Gateway
1 306 ::1/128 On-link
1 306 ff00::/8 On-link

Persistent Routes:
None
PS C:\Users\Administrator.CONT050>
```

You need to ensure that Server1 can communicate with the client computers on LAN2. What should you do?

- A. Change the default gateway address.
- B. Set the state of the Teredo interface to disable.
- C. Change the metric of the 10.10.1.0 route.
- D. Set the state of the Microsoft ISATAP Adapter #2 interface to disable.

Correct Answer: A

Section: (none)

Explanation

Explanation/Reference:

In general, the first and last addresses in a subnet are used as the network identifier and broadcast address, respectively. All other addresses in the subnet can be assigned to hosts on that subnet.

For example, IP addresses of networks with subnet masks of at least 24 bits ending in .0 or .255 can never be assigned to hosts. Such "last" addresses of a subnet are considered "broadcast" addresses and all hosts on the corresponding subnet will respond to it.

Theoretically, there could be situations where you can assign an address ending in .0: for example, if you have a subnet like 192.168.0.0/255.255.0.0, you are allowed to assign a host the address 192.168.1.0. It could create confusion though, so it's not a very common practice.

example

10.6.43.0 with subnet 255.255.252.0 (22 bit subnet mask)

means subnet ID 10.6.40.0, a host address range from 10.6.40.1 to 10.6.43.254 and a broadcast address 10.6.43.255. So in theory, your example 10.6.43.0 would be allowed as a valid host address.

The default gateway address should not end in .0 with the /24 address

<http://tools.ietf.org/html/rfc4632>

http://en.wikipedia.org/wiki/IPv4#Addresses_ending_in_0_or_255

QUESTION 155

Your network contains an Active Directory domain named contoso.com. You have a starter Group Policy object (GPO) named GPO1 that contains more than 100 settings. You need to create a new starter GPO based on the settings in GPO1. You must achieve this goal by using the minimum amount of administrative effort. What should you do?

- A. Run the New-GPStarterGPO cmdlet and the Copy-GPO cmdlet.
- B. Create a new starter GPO and manually configure the policy settings of the starter GPO.
- C. Right-click GPO1, and then click Back Up. Create a new starter GPO. Right-click the new GPO, and then click Restore from Backup.
- D. Right-click GPO1, and then click Copy. Right-click Starter GPOs, and then click Paste.

Correct Answer: D

Section: (none)

Explanation

Explanation/Reference:

QUESTION 156

Your network contains an Active Directory domain named contoso.com. The domain contains a member server named Server1. Server1 runs Windows Server 2012 and has the DHCP Server server role installed. You create two IPv4 scopes on Server1. The scopes are configured as shown in the following table.

Scope name	IPv4 scope
Subnet1	192.168.1.0/24
Subnet2	192.168.2.0/24

The DHCP clients in Subnet1 can connect to the client computers in Subnet2 by using an IP address or a FQDN. You discover that the DHCP clients in Subnet2 can connect to client computers in Subnet1 by using an IP address only. You need to ensure that the DHCP clients in both subnets can connect to any other DHCP client by using a FQDN. What should you add?

- A. The 006 DNS Servers option to Subnet2
- B. The 015 DNS Domain Name option to Subnet1
- C. The 006 DNS Servers option to Subnet1
- D. The 015 DNS Domain Name option to Subnet2

Correct Answer: D

Section: (none)

Explanation

Explanation/Reference:

To enable DNS on the network, you need to configure DNS clients and servers.

When you configure DNS clients, you tell the clients the IP addresses of DNS servers on the network. Using these addresses, clients can communicate with DNS servers anywhere on the network, even if the servers are on different subnets.
When the network uses DHCP, you should configure DHCP to work with DNS. To do this, you need to set the DHCP scope options 006 DNS Servers and **015 DNS Domain Name**.

Issue: The DNS domain option (option 15) is not configured for one or more scopes.
Impact: DHCP IPv4 clients will not be provided with a DNS domain and will not be able to resolve names.

Resolution:

Configure a DNS domain option as a server or scope option using the DHCP MMC.

Dynamic Host Configuration Protocol (DHCP) uses options to pass additional Internet Protocol (IP) settings to DHCP clients on a network.

Examples of DHCP options include: The default gateway IP address, The Domain Name System (DNS) server IP address

The DNS domain name

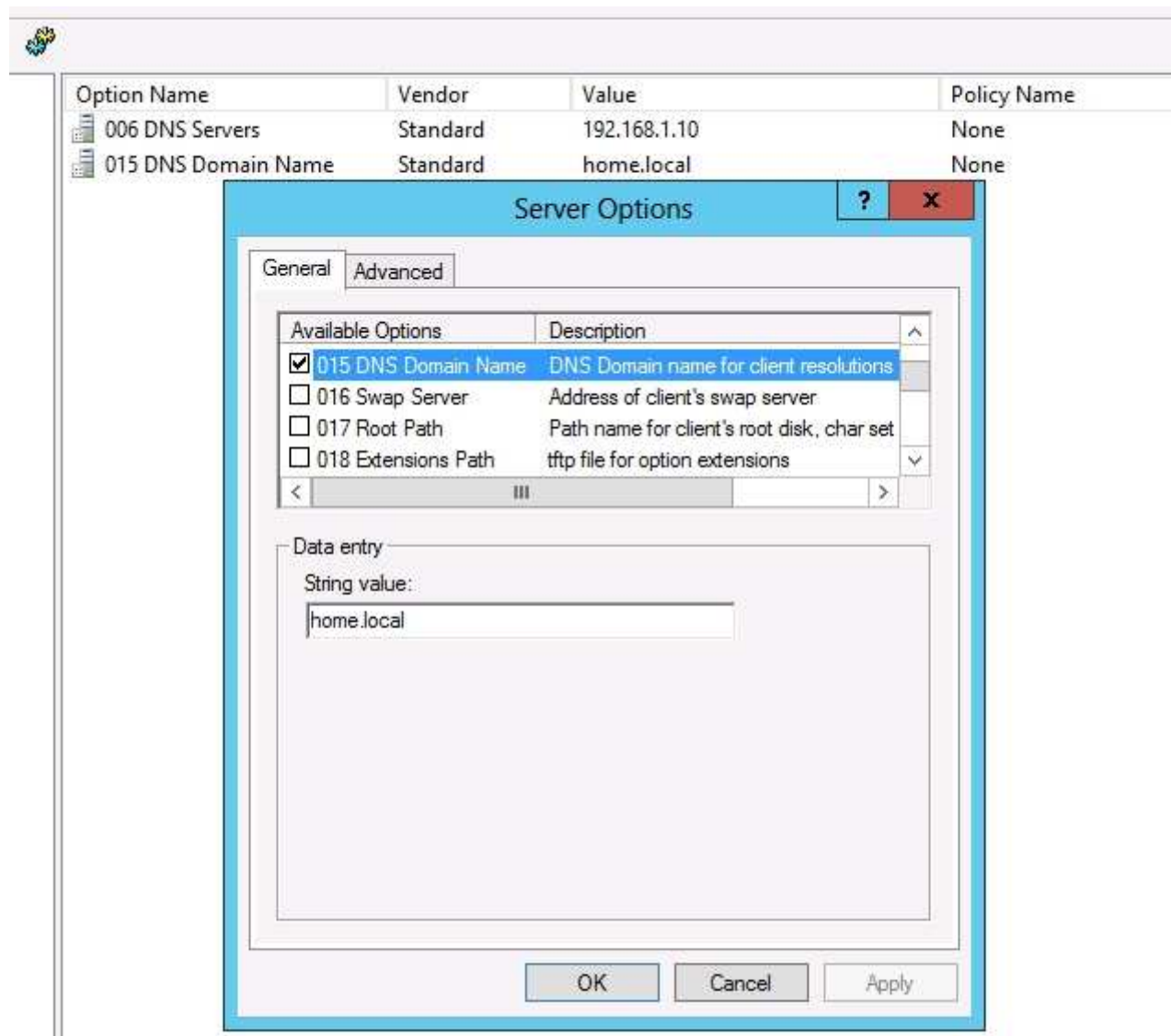
Membership in the Administrators or DHCP Administrators group is the minimum required to complete this procedure.

To configure DNS server as a scope option or server option

1. Click Start, point to Administrative Tools and then click DHCP.

2. In the console tree, expand the applicable DHCP server, expand IPv4, and then right-click Server Options

3. Click Configure Options, check 015 DNS Domain Name, type the applicable domain name in String value:, and then click OK.



<http://support.microsoft.com/kb/300684/en-us>
<http://technet.microsoft.com/en-us/library/bb727109.aspx>
[http://technet.microsoft.com/en-us/library/ee941136\(v=ws.10\).aspx](http://technet.microsoft.com/en-us/library/ee941136(v=ws.10).aspx)
<http://technet.microsoft.com/en-us/library/dd572752%28v=office.13%29.aspx>

QUESTION 157

Your network contains an Active Directory domain named contoso.com. The domain contains a server named Server1. Server1 runs Windows Server 2012. On Server1, you create a printer named Printer1. You share Printer1 and publish Printer1 in Active Directory. You need to provide a group named Group1 with the ability to manage Printer1. What should you do?

- A. From Devices and Printers, configure the Sharing settings of Printer1.
- B. From Print Management, configure the Sharing settings of Printer1.
- C. From Print Management, configure the Security settings of Printer1.
- D. From Devices and Printers, configure the Advanced settings of Printer1.

Correct Answer: C

Section: (none)

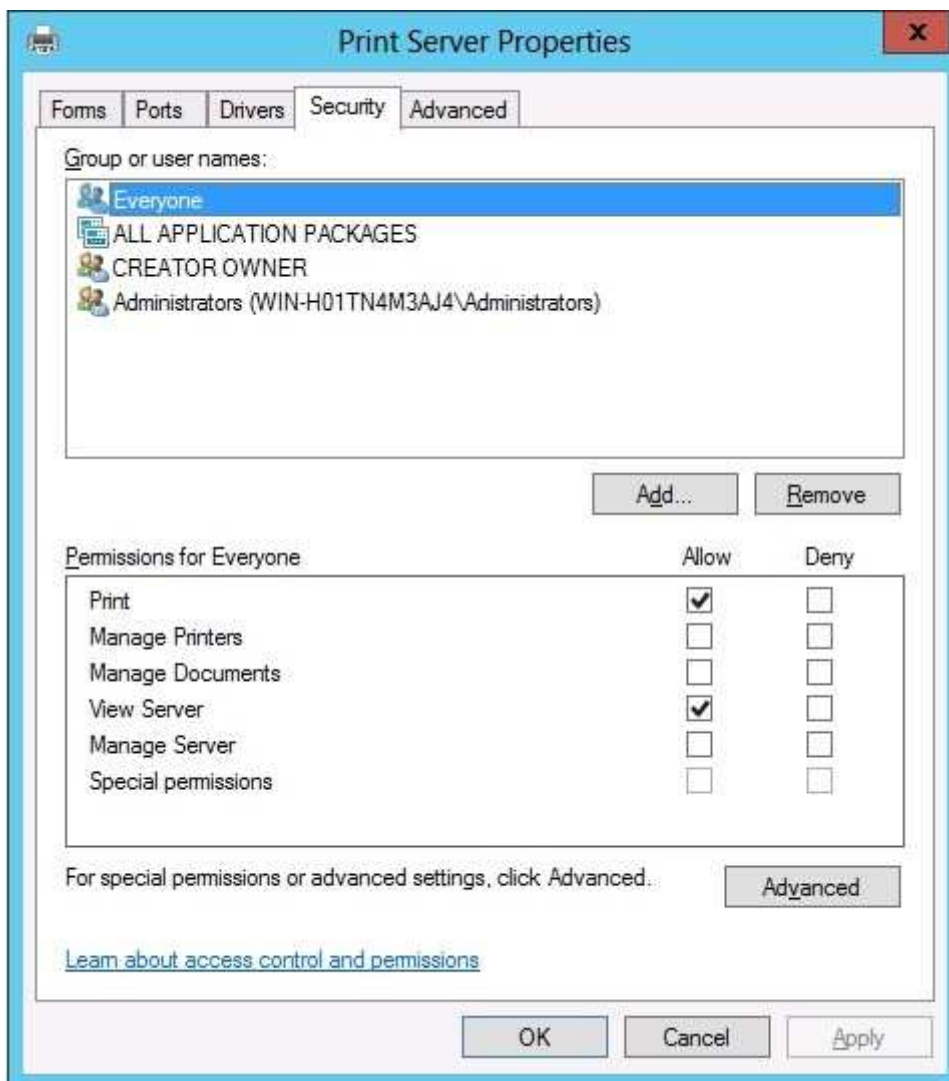
Explanation

Explanation/Reference:

Set permissions for print servers

Note:

*



Reference: Set Permissions for Print Servers

QUESTION 158

Your network contains an Active Directory domain named contoso.com. The domain contains two servers named Server1 and Server2. Server1 runs Windows Server 2012. Server2 runs Windows Server 2008 R2 Service Pack 1 (SP1) and has the DHCP Server server role installed. You need to manage DHCP on Server2 by using the DHCP console on Server1. What should you do first?

- A. From Server Manager on Server2, enable Windows Remote Management.
- B. From a command prompt on Server2, run winrm.exe.
- C. From Server Manager on Server1, install a feature.
- D. From the Microsoft Management Console on Server1, add a snap-in.

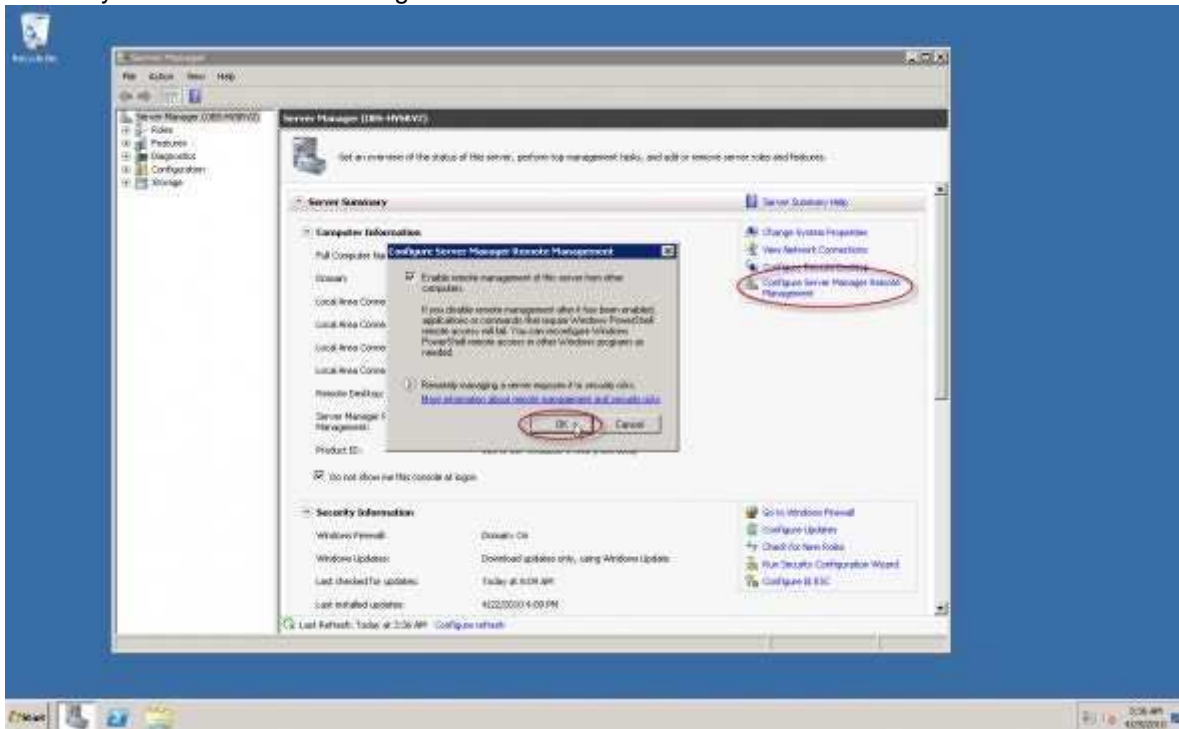
Correct Answer: A

Section: (none)

Explanation

Explanation/Reference:

How do you enable remote management.



Note:

* You can use Server Manager to manage remote servers that are running Windows Server 2008 and Windows Server 2008 R2, but the following updates are required to fully manage these older operating systems.

/ Windows Management Framework 3.0

/ Performance Updates

* Windows Server 2008 R2, unlike Windows Server 2008 RTM, has a nice feature that allows you to remotely manage it, from another server or from a Windows 7 workstation, by using Server Manager.

* The tasks that you can perform remotely by using Server Manager include:

View Windows automatic updating status

Run Best Practices Analyzer scans on roles.

View or change Windows Firewall information

View and manage roles

Manage installed services roles

View Internet Explorer Advanced Security Configuration settings (IE ESC) Configure Windows Error Reporting

View or change Windows Customer Experience Improvement Program (CEIP) status Reference: Configure Remote Management in Server Manager

QUESTION 159

Your network contains an Active Directory domain named contoso.com. The network contains 500 client computers that run Windows 8. All of the client computers connect to the Internet by using a web proxy. You deploy a server named Server1 that runs Windows Server 2012. Server1 has the DNS Server server

role installed. You configure all of the client computers to use Server1 as their primary DNS server. You need to prevent Server1 from attempting to resolve Internet host names for the client computers. What should you do on Server1?

- A. Configure the Security settings of the contoso.com zone.
- B. Create a stub zone named "root".
- C. Create a primary zone named ".".
- D. Create a primary zone named "GlobalNames".

Correct Answer: B

Section: (none)

Explanation

Explanation/Reference:

When a zone that this DNS server hosts is a stub zone, this DNS server is a source only for information about the authoritative name servers for this zone. The zone at this server must be obtained from another DNS server that hosts the zone. This DNS server must have network access to the remote DNS server to copy the authoritative name server information about the zone.

Note:

You can use stub zones to:

- * Keep delegated zone information current. By updating a stub zone for one of its child zones regularly, the DNS server that hosts both the parent zone and the stub zone will maintain a current list of authoritative DNS servers for the child zone.
- * Improve name resolution. Stub zones enable a DNS server to perform recursion using the stub zone's list of name servers, without having to query the Internet or an internal root server for the DNS namespace.
- * Simplify DNS administration. By using stub zones throughout your DNS infrastructure, you can distribute a list of the authoritative DNS servers for a zone without using secondary zones. However, stub zones do not serve the same purpose as secondary zones, and they are not an alternative for enhancing redundancy and load sharing.

Incorrect:

Not D:

* The DNS Server Role in Windows Server 2008 now supports the GlobalNames Zone. This has been introduced to assist organizations to move away from WINS and allow organizations to move to an all-DNS environment. Unlike WINS, The GlobalNames zone is not intended to be used for peer-to-peer name resolution.

* The DNS Server Role in Windows Server 2008 now supports the GlobalNames Zone. This has been introduced to assist organizations to move away from WINS and allow organizations to move to an all-DNS environment. Unlike WINS, The GlobalNames zone is not intended to be used for peer-to-peer name resolution.

Reference: Understanding Zone Types

QUESTION 160

Your network contains two servers named Server1 and Server2 that run Windows Server 2012. Server1 is a DHCP server that is configured to have a scope named Scope1. Server2 is configured to obtain an IP address automatically.

In Scope1, you create a reservation named Res_Server2 for Server2. A technician replaces the network adapter on Server2. You need to ensure that Server2 can obtain the same IP address.

What should you modify on Server1?

- A. The Advanced settings of Res_Server2
- B. The MAC address of Res_Server2
- C. The Network Access Protection Settings of Scope1
- D. The Name Protection settings of Scope1

Correct Answer: B

Section: (none)

Explanation

Explanation/Reference:

For clients that require a constant IP address, you can either manually configure a static IP address, or assign a reservation on the DHCP server.

Reservations are permanent lease assignments that are used to ensure that a specified client on a subnet

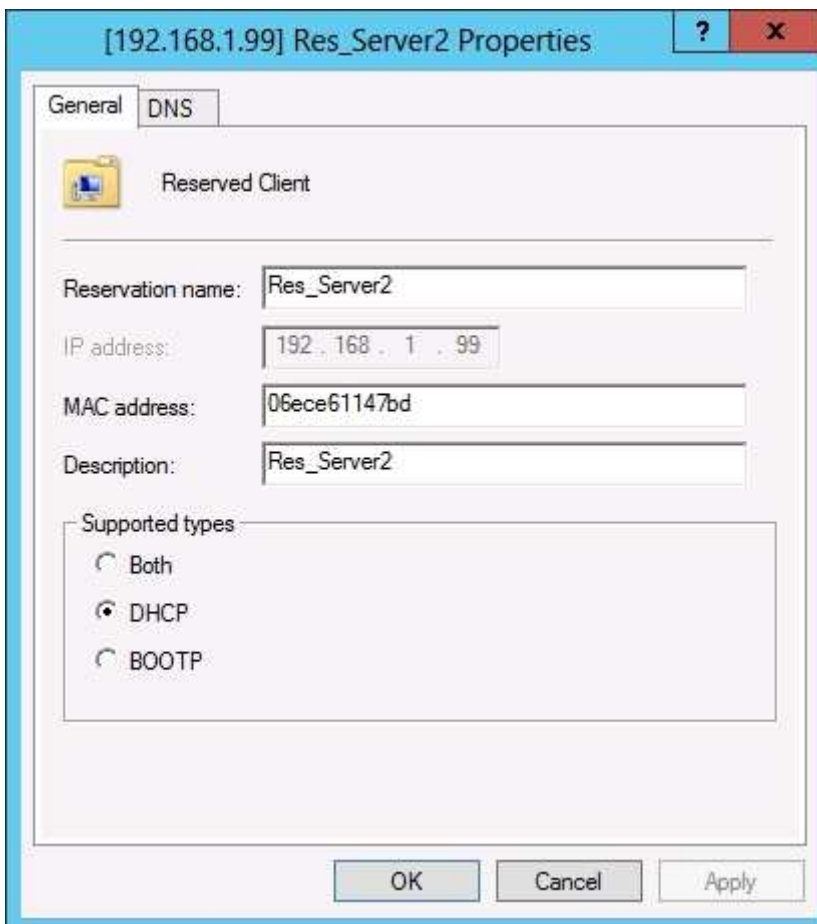
can always use the same IP address.

You can use DHCP reservations for hosts that require a consistent IP address, but do not need to be statically configured.

DHCP reservations provide a mechanism by which IP addresses may be permanently assigned to a specific client based on the MAC address of that client.

The MAC address of a Windows client can be found running the `ipconfig /all` command. For Linux systems the corresponding command is `ifconfig -a`.

Once the MAC address has been identified, the reservation may be configured using either the DHCP console or at the command prompt using the `netsh` tool.



<http://technet.microsoft.com/en-us/library/cc779507%28v=ws.10%29.aspx>
<http://support.microsoft.com/kb/170062/en-us>

QUESTION 161

Your network contains an Active Directory domain named `contoso.com`. An organizational unit (OU) named `OU1` contains the user accounts and the computer accounts for laptops and desktop computers.

A Group Policy object (GPO) named `GP1` is linked to `OU1`. You need to ensure that the configuration settings in `GP1` are applied only to the laptops in `OU1`. The solution must ensure that `GP1` is applied automatically to new laptops that are added to `OU1`. What should you do?

- A. Modify the GPO Status of `GP1`.
- B. Configure the WMI Filter of `GP1`.
- C. Modify the security settings of `GP1`.
- D. Modify the security settings of `OU1`.

Correct Answer: B

Section: (none)

Explanation

Explanation/Reference:

WMI filtering

Windows Management Instrumentation (WMI) filters allow you to dynamically determine the scope of Group Policy objects (GPOs) based on attributes of the target computer. When a GPO that is linked to a WMI filter is applied on the target computer, the filter is evaluated on the target computer. If the WMI filter evaluates to false, the GPO is not applied (except if the client computer is running Windows Server, in which case the filter is ignored and the GPO is always applied). If the WMI filter evaluates to true, the GPO is applied.

Reference: WMI filtering using GPMC

Windows Management Instrumentation (WMI) filters allow you to dynamically determine the scope of Group Policy objects (GPOs) based on attributes of the target computer. When a GPO that is linked to a WMI filter is applied on the target computer, the filter is evaluated on the target computer. If the WMI filter evaluates to false, the GPO is not applied (except if the client computer is running Windows Server, in which case the filter is ignored and the GPO is always applied). If the WMI filter evaluates to true, the GPO is applied. WMI filters, like GPOs, are stored on a per-domain basis. A WMI filter and the GPO it is linked to must be in the same domain.

The screenshot displays the Group Policy Management console. The left pane shows the hierarchy: Forest: home.local > Domains > home.local > Group Policy Objects > GP1. The right pane shows the configuration for GP1.

GP1

Scope | Details | Settings | Delegation | Status

Links

Display links in this location: home.local

The following sites, domains, and OUs are linked to this GPO:

Location	Enforced	Link Enabled
OU1	No	Yes

Security Filtering

The settings in this GPO can only apply to the following groups, users, and computers:

Name
Authenticated Users

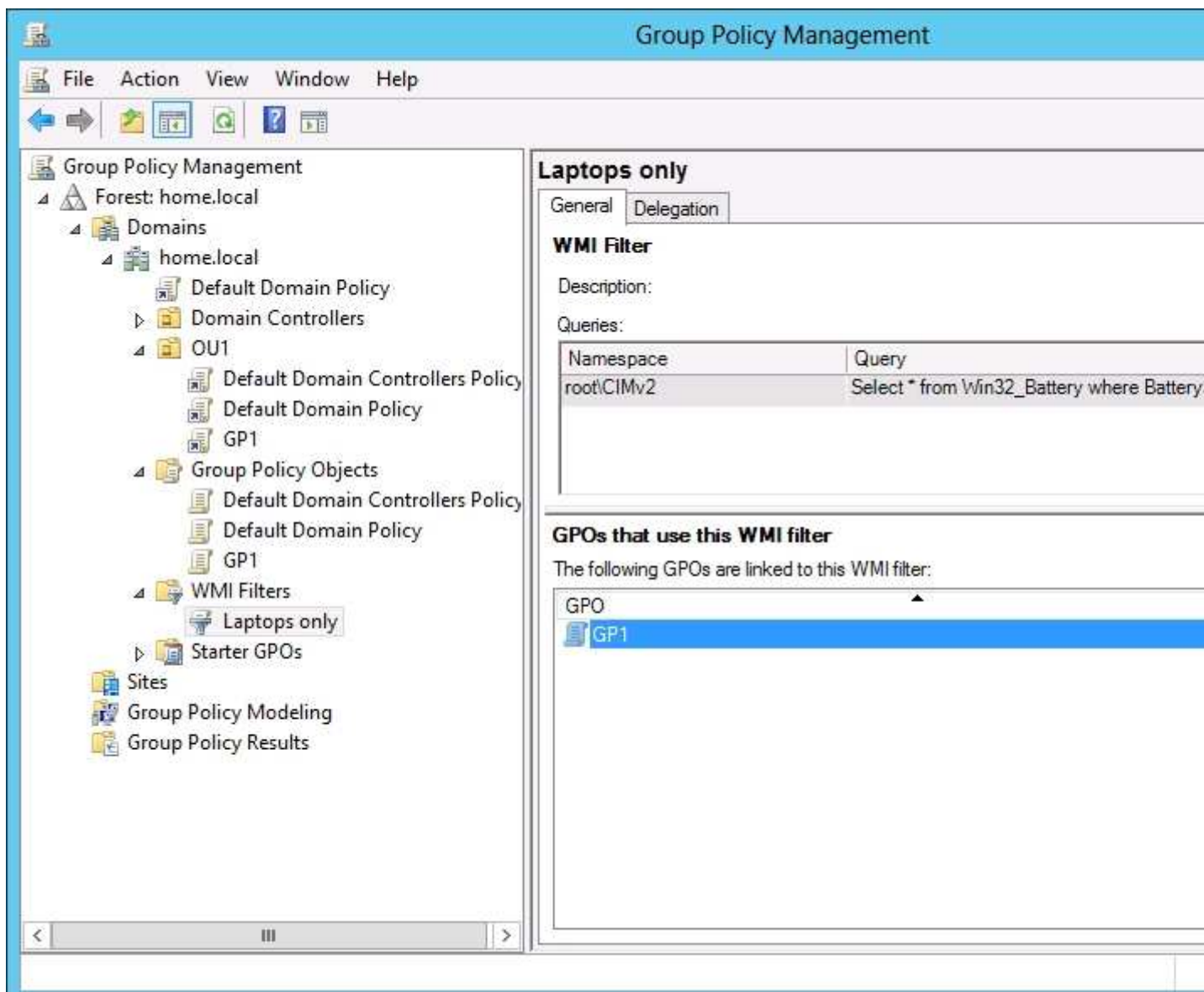
Buttons: Add..., Remove, Properties

WMI Filtering

This GPO is linked to the following WMI filter:

Laptops only

Open



Select * from Win32_PhysicalMemory where FormFactor = 12

<http://technet.microsoft.com/en-us/library/cc779036%28v=ws.10%29.aspx>

QUESTION 162

Your network contains an Active Directory domain named contoso.com. All client computer accounts are in an organizational unit (OU) named AllComputers. Client computers run either Windows 7 or Windows 8. You create a Group Policy object (GPO) named GP1. You link GP1 to the AllComputers OU. You need to ensure that GP1 applies only to computers that have more than 8 GB of memory. What should you configure?

- A. The Security settings of AllComputers
- B. The Security settings of GP1
- C. The WMI filter for GP1
- D. The Block Inheritance option for AllComputers

Correct Answer: A

Section: (none)

Explanation

Explanation/Reference:

QUESTION 163

Your network contains an Active Directory domain named contoso.com. The domain contains two servers named Server1 and Server2. Server1 runs Windows Server 2012. Server2 runs Windows Server 2008 R2 Service Pack 1 (SP1) and has the DHCP Server server role installed. You need to manage DHCP on Server2 by using the DHCP console on Server1. What should you do first?

- A. From Windows Firewall with Advanced Security on Server2, create an inbound rule.
- B. From Internet Explorer on Server2, download and install Windows Management Framework 3.0.
- C. From Server Manager on Server1, install a feature.
- D. From Windows PowerShell on Server2, run Enable-PSRemoting.

Correct Answer: D

Section: (none)

Explanation

Explanation/Reference:

The Enable-PSRemoting cmdlet configures the computer to receive Windows PowerShell remote commands that are sent by using the WS-Management technology. On Windows Server® 2012, Windows PowerShell remoting is enabled by default. You can use Enable-PSRemoting to enable Windows PowerShell remoting on other supported versions of Windows and to re-enable remoting on Windows Server 2012 if it becomes disabled. You need to run this command only once on each computer that will receive commands. You do not need to run it on computers that only send commands. Because the configuration activates listeners, it is prudent to run it only where it is needed.

Note: (not B) You can use Server Manager to manage remote servers that are running Windows Server 2008 and Windows Server 2008 R2, but the following updates are required to fully manage these older operating systems.

/ Windows Management Framework 3.0

/ Performance Updates

Reference: Enable-PSRemoting

QUESTION 164

Your network contains an Active Directory domain named contoso.com. The network contains 500 client computers that run Windows 8. All of the client computers connect to the Internet by using a web proxy. You deploy a server named Server1 that runs Windows Server 2012. Server1 has the DNS Server server role installed. You configure all of the client computers to use Server1 as their primary DNS server. You need to prevent Server1 from attempting to resolve Internet host names for the client computers. What should you do on Server1?

- A. Create a zone delegation for GlobalNames.contoso.com.
- B. Remove all root hints.
- C. Create a stub zone named "root".
- D. Create a primary zone named "root".

Correct Answer: C

Section: (none)

Explanation

Explanation/Reference:

When a zone that this DNS server hosts is a stub zone, this DNS server is a source only for information about the authoritative name servers for this zone. The zone at this server must be obtained from another DNS server that hosts the zone. This DNS server must have network access to the remote DNS server to copy the authoritative name server information about the zone.

Note:

You can use stub zones to:

- * Keep delegated zone information current. By updating a stub zone for one of its child zones regularly, the DNS server that hosts both the parent zone and the stub zone will maintain a current list of authoritative DNS servers for the child zone.
- * Improve name resolution. Stub zones enable a DNS server to perform recursion using the stub zone's list of name servers, without having to query the Internet or an internal root server for the DNS namespace.
- * Simplify DNS administration. By using stub zones throughout your DNS infrastructure, you can distribute a list of the authoritative DNS servers for a zone without using secondary zones. However, stub zones do not serve the same purpose as secondary zones, and they are not an alternative for enhancing redundancy and load sharing.

Incorrect:

Not A:

* The DNS Server Role in Windows Server 2008 now supports the GlobalNames Zone. This has been introduced to assist organizations to move away from WINS and allow organizations to move to an all-DNS environment. Unlike WINS, The GlobalNames zone is not intended to be used for peer-to-peer name resolution.

* The DNS Server Role in Windows Server 2008 now supports the GlobalNames Zone. This has been introduced to assist organizations to move away from WINS and allow organizations to move to an all-DNS environment. Unlike WINS, The GlobalNames zone is not intended to be used for peer-to-peer name resolution.

Reference: Understanding Zone Types

QUESTION 165

You have a server named Server1 that runs Windows Server 2012. Server1 has the Hyper-V server role installed. You need to configure storage for a virtual machine to meet the following requirements:

Support up to 3 TB of data on a single hard disk.

Allocate disk space as needed.

Use a portable storage format.

What should you configure?

- A. A pass-through disk
- B. A fixed-size VHD
- C. A dynamically expanding VHD
- D. A fixed-size VHDX
- E. A dynamically expanding VHDX

Correct Answer: E

Section: (none)

Explanation

Explanation/Reference:

QUESTION 166

You have a virtual machine named VM1. You install Windows Server 2012 on VM1. You plan to use VM1 as an image that will be distributed to sales users to demonstrate the features of a custom application. The custom application only requires the Web Server (IIS) server role to be installed. You need to ensure that the VHD file for VM1 only contains the required Windows Server 2012 source files. Which tool should you use?

- A. dism.exe
- B. ocsetup.exe
- C. imagex.exe
- D. servermanagercmd.exe

Correct Answer: A

Section: (none)

Explanation

Explanation/Reference:

QUESTION 167

Your network contains an Active Directory domain named contoso.com. The domain contains a member server named HVServer1. HVServer1 runs Windows Server 2012 and has the Hyper-V server role installed. HVServer1 hosts 10 virtual machines. All of the virtual machines connect to a virtual switch named Switch1. Switch1 is configured as a private network. All of the virtual machines have the DHCP guard and the router guard settings enabled. You install the DHCP server role on a virtual machine named Server 1. You authorize Server1 as a DHCP server in contoso.com. You create an IP scope. You discover that the virtual machines connected to Switch1 do not receive IP settings from Server1. You need to ensure that the virtual machines can use Server1 as a DHCP server. What should you do?

- A. Enable MAC address spoofing on Server1.
- B. Disable the DHCP guard on all of the virtual machines that are DHCP clients.
- C. Disable the DHCP guard on Server1.
- D. Enable single-root I/O virtualization (SR-IOV) on Server1.

Correct Answer: D

Section: (none)

Explanation

Explanation/Reference:

QUESTION 168

Your network contains an Active Directory domain named adatum.com. You create an account for a temporary employee named User1. You need to ensure that User1 can log on to the domain only between 08:00 and 18:00 from a client computer named Computer1. From which tab should you perform the configuration?

To answer, select the appropriate tab in the answer area.

Hot Area:

The screenshot shows the 'User1 Properties' dialog box with the 'General' tab selected. The 'First name' field is filled with 'User1'. The 'Display name' field is also filled with 'User1'. The 'Initials' field is empty. The 'Last name' field is empty. The 'Description' field is empty. The 'Office' field is empty. The 'Telephone number' field is empty, with an 'Other...' button next to it. The 'E-mail' field is empty. The 'Web page' field is empty, with an 'Other...' button next to it. The 'OK', 'Cancel', 'Apply', and 'Help' buttons are at the bottom.

Correct Answer:

User1 Properties

Member Of	Dial-in	Environment	Sessions
Remote control	Remote Desktop Services Profile		COM+
General	Address	Account	Profile
Telephones	Organization		

User1

First name: Initials:

Last name:

Display name:

Description:

Office:

Telephone number:

E-mail:

Web page:

Section: (none)

Explanation

Explanation/Reference:

To set logon hours

1. Open Active Directory Users and Computers.
2. In the console tree, click Users.

Where?

Active Directory Users and Computers/domain node/Users

Or, click the folder that contains the user account.

3. Right-click the user account, and then click Properties.

4. On the Account tab, click Logon Hours, and then set the permitted or denied logon hours for the user.

User1 Properties

Published Certificates	Member Of	Password Replication	Dial-in	Object
Security	Environment	Sessions	Remote control	
Remote Desktop Services Profile	COM+	Attribute Editor		
General	Address	Account	Profile	Telephones
			Organization	

User logon name:

User logon name (pre-Windows 2000):

☐ Unlock account

Account options:

☐ User must change password at next logon
☒ User cannot change password
☒ Password never expires
☐ Store password using reversible encryption

Account expires:

☒ Never
☐ End of:

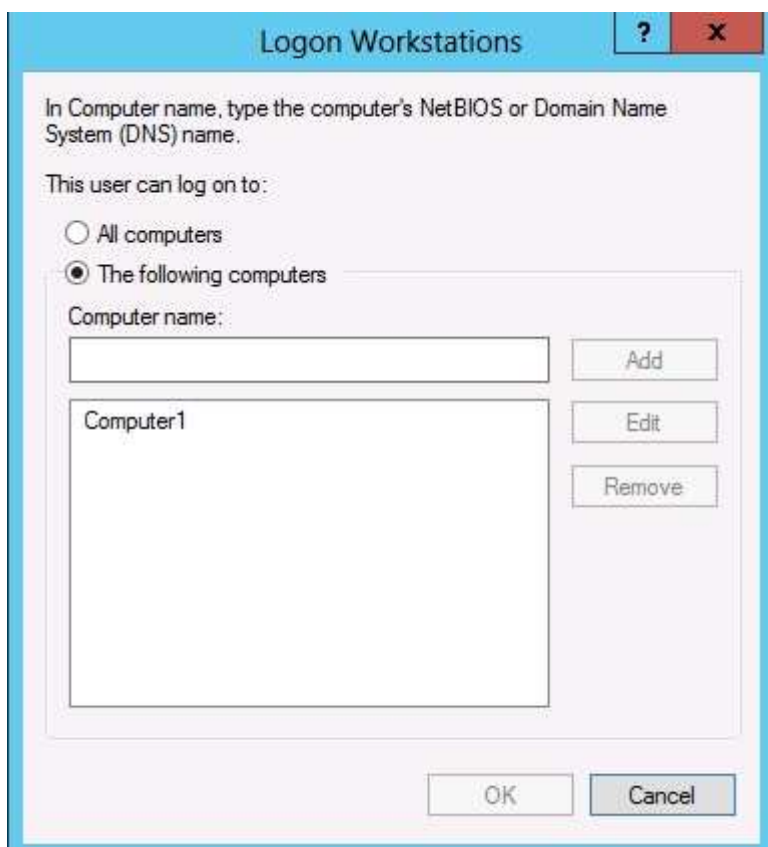
Logon Hours for User1

0 · 2 · 4 · 6 · 8 · 10 · 12 · 14 · 16 · 18 · 20 · 22 · 0

All	0	2	4	6	8	10	12	14	16	18	20	22	0
domingo													
segunda-feira													
terça-feira													
quarta-feira													
quinta-feira													
sexta-feira													
sábado													

domingo from 00:00 to 01:00

☐ Logon Permitted
☒ Logon Denied



[http://technet.microsoft.com/en-us/library/cc740199\(v=ws.10\).aspx](http://technet.microsoft.com/en-us/library/cc740199(v=ws.10).aspx)

QUESTION 169

Your network contains an Active Directory domain named contoso.com. The domain contains a server named Server1 that runs Windows Server 2012. Server1 has the Hyper-V server role installed. Server1 has a virtual switch named RDS Virtual. You replace all of the network adapters on Server1 with new network adapters that support single-root I/O virtualization (SR-IOV). You need to enable SR-IOV for all of the virtual machines on Server1. Which two actions should you perform? (Each correct answer presents part of the solution. Choose two.)

- A. On each virtual machine, modify the Advanced Features settings of the network adapter.
- B. Modify the settings of the RDS Virtual virtual switch.
- C. On each virtual machine, modify the BIOS settings.
- D. Delete, and then recreate the RDS Virtual virtual switch.
- E. On each virtual machine, modify the Hardware Acceleration settings of the network adapter.

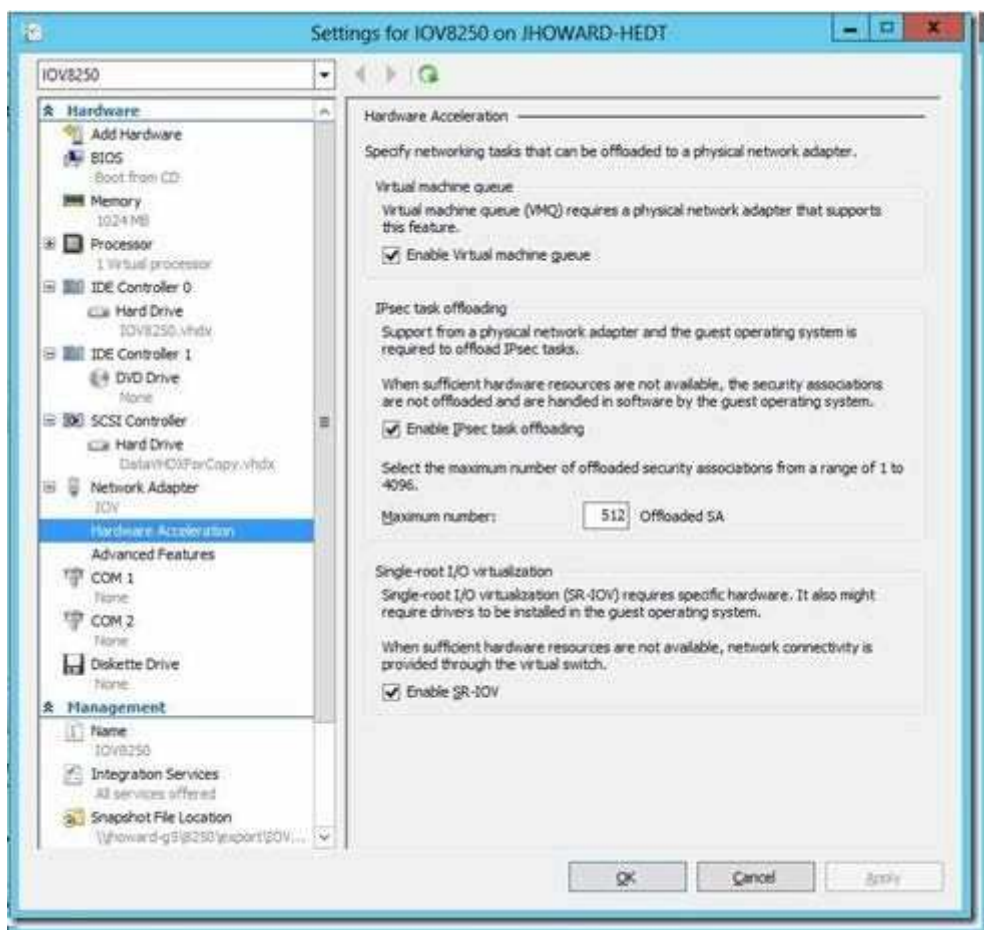
Correct Answer: DE

Section: (none)

Explanation

Explanation/Reference:

The first step when allowing a virtual machine to have connectivity to a physical network is to create an external virtual switch using Virtual Switch Manager in Hyper-V Manager. The additional step that is necessary when using SR-IOV is to ensure the checkbox is checked when the virtual switch is being created. It is not possible to change a "non SR-IOV mode" external virtual switch into an "SR-IOV mode" switch. The choice must be made at switch creation time. E: Once a virtual switch has been created, the next step is to configure a virtual machine. SR-IOV in Windows Server "8" is supported on x64 editions of Windows "8" as a guest operating system (as in Windows "8" Server, and Windows "8" client x64, but not x86 client). We have rearranged the settings for a virtual machine to introduce sub-nodes under a network adapter, one of which is the hardware acceleration node. At the bottom is a checkbox to enable SR-IOV.



Note:

* Steps:

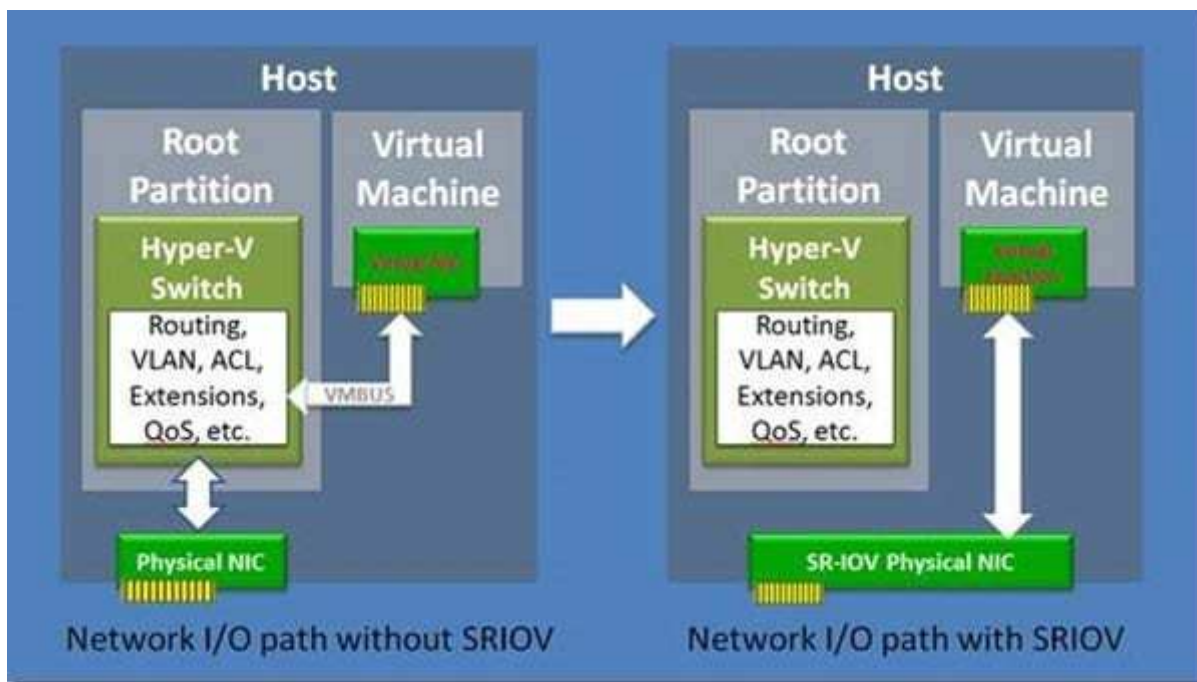
/ SR-IOV must be enabled on virtual switch

/ Install additional network drivers in the guest OS

/ Enable SR-IOV within the VMs through Hyper-V Manager

* Single Root I/O Virtualization (SR-IOV) is a standard introduced by the PCI-SIG that owns and manages PCI specifications as open industry standards. SR-IOV enables network traffic to bypass the software switch layer of the Hyper-V Virtualization stack to reduce the I/O overhead in this layer. It allows an SR-IOV virtual function of a physical network adapter to be assigned directly to a virtual machine to increase network throughput by reducing latency. Host CPU overhead also get reduced for processing network traffic.

* The diagram below illustrates how SR-IOV allows virtual machines to directly address the physical NIC.



Reference: Everything you wanted to know about SR-IOV in Hyper-V Part 5

QUESTION 170

You have a server named Server1 that runs a Server Core Installation of Windows Server 2012. You attach a 4-TB disk to Server1. The disk is configured as an MBR disk. You need to ensure that you can create a 4-TB volume on the disk. Which Diskpart command should you use?

- A. Automount
- B. Convert
- C. Expand
- D. Attach

Correct Answer: B

Section: (none)

Explanation

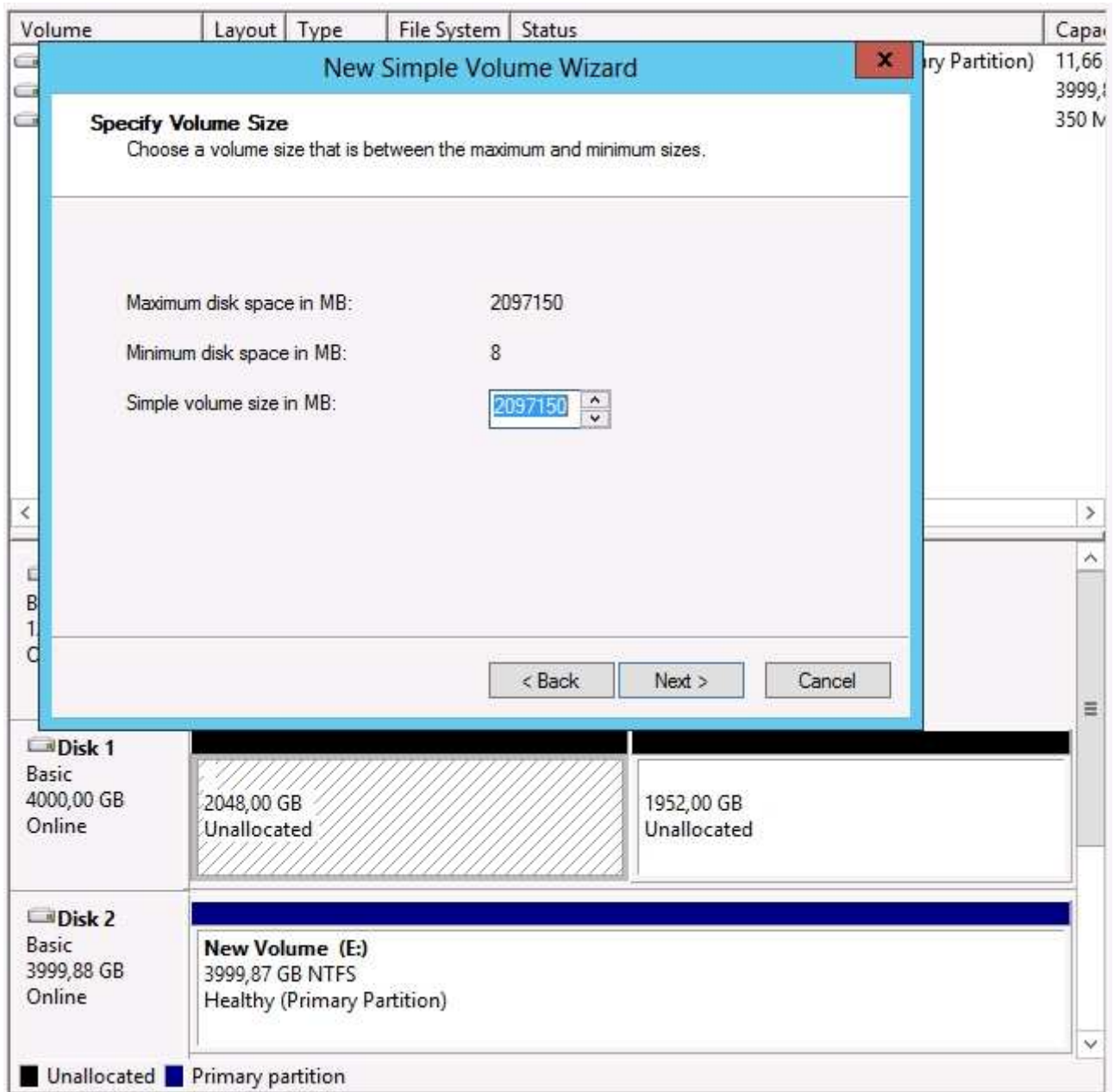
Explanation/Reference:

You can use Diskpart to convert a basic disk to a dynamic disk. The basic disk can either be empty or contain either primary partitions or logical drives. The basic disk can be a data disk or system or boot drive.

A MBR file structure is only capable of 2TB maximum. The disk will have to be converted to a GPT file structure. GPT is capable of 18 exabytes volumes.

Convert gpt - Converts an empty basic disk with the master boot record (MBR) partition style into a basic disk with the GUID partition table (GPT) partition style.

The disk may be a basic or a dynamic disk but it must not contain any valid data partitions or volumes.



```
DISKPART> list disk

Disk ###  Status             Size             Free             Dyn  Gpt
-----  -
Disk 0    Online              12 GB             0 B
* Disk 1   Online            4000 GB           1024 KB
Disk 2    Online            4000 GB           3999 GB          *    *
```

DISKPART> convert gpt

DiskPart successfully converted the selected disk to GPT format.

```
DISKPART> list disk

Disk ###  Status             Size             Free             Dyn  Gpt
-----  -
Disk 0    Online              12 GB             0 B
* Disk 1   Online            4000 GB           3999 GB          *    *
Disk 2    Online            4000 GB           3999 GB          *    *
```

DISKPART>

QUESTION 171

You have a server named Server1. Server1 runs Windows Server 2012 and has the Windows Deployment Services (WDS) server role installed.

You install the DHCP Server server role on Server1.

You need to ensure that Server1 can respond to DHCP clients and WDS clients.

What should you configure for the DHCP service and the WDS service?

To answer, configure the appropriate options in the answer area.

DHCP service:

WDS service:

Hot Area:

DHCP service:

Enable Option 60 PXEClient.
Enable Option 067 Bootfile name.
Enable Option 082 Relay Agent Information

WDS service:

Enable the Do not listen on DHCP ports option
Disable the Do not listen on DHCP ports option

Correct Answer:

DHCP service:

Enable Option 60 PXEClient.
Enable Option 067 Bootfile name.
Enable Option 082 Relay Agent Information

WDS service:

Enable the Do not listen on DHCP ports option
Disable the Do not listen on DHCP ports option

Section: (none)

Explanation

Explanation/Reference:

Traditionally, only DHCP listened on port UDP 67, but now WDS also listens on port UDP 67

WDS and DHCP are installed on the same server: **You must tell WDS not to listen on port UDP 67, leaving it available for DHCP traffic only.** But then how does the client find the WDS server? You set option 60 in DHCP.

The DHCP option 60, when set to "PXEClient" is used only to instruct the PXE clients to try to use a PXE Service bound on UDP port 4011. Actually, if there is a bootp or dhcp service bound on UDP port 67 of an host (usually called a server), a PXE service cannot bind on that port on that host. Since the PXE Service uses BOOTP/DHCP packets to send the options 66 and 67 to the clients, it needs to be able to bind to the associated port (bootps) or to an alternated port (4011) that the clients know they must use as the alternate port. And to instruct the clients to use this alternate port, you have to set dhcp option 60 to "PXEClient".

If Windows Deployment Services and DHCP are running on the same computer, configuring Windows Deployment Services to not respond to any client computers will not work. This is because although Windows Deployment Services will not respond, DHCP will. You should disable WDS if you have both installed and using DHCP.

Server Options

General Advanced

Available Option	Description
<input checked="" type="checkbox"/> 060 PXEClient	Windows Deployment Services - IPv4 PXE Support
<input type="checkbox"/> 064 NIS+ D...	The name of the client's NIS+ domain.
<input type="checkbox"/> 065 NIS+ Se...	A list of IP addresses indicating NIS+ servers
<input type="checkbox"/> 066 Boot Se...	TFTP boot server host name

Data entry

String value:

PXEClient

OK Cancel Apply

Windows Deployment Services Configuration Wizard

Proxy DHCP Server

If Dynamic Host Configuration Protocol (DHCP) is running on this server, check both of the following check boxes and use DHCP tools to add appropriate PXE options to all DHCP and DHCPv6 scopes.

If a non-Microsoft DHCP server is running on this server, then check the first box and manually configure DHCP option 60 and DHCPv6 Vendor Class for Proxy DHCP.

The Windows Deployment Services Configuration Wizard detected Microsoft DHCP service running on the server. Please select from the following options:

☒ Do not listen on DHCP and DHCPv6 ports

☒ Configure DHCP options for Proxy DHCP

< Back Next > Cancel

To configure Windows Deployment Services to run on the same computer as Microsoft DHCP

Right-click the server and click Properties.

On the DHCP tab, select Do not listen on port 67 and Configure DHCP Option #60 Tag to PXEClient.

This procedure does the following:

Sets HKEY_LOCAL_MACHINE\SYSTEM\CurrentControlSet\Services\WDSServer\Parameters\UseDhcpPorts to 0.

Adds the option 60 PXEClient tag to all of your DHCP scopes.

<http://gallery.technet.microsoft.com/DHCP-Option-60-Configuratio-2cad825d>

QUESTION 172

Your network contains an Active Directory domain named contoso.com. The domain contains two servers named Server1 and Server2. Server1 runs Windows Server 2012. Server2 runs Windows Server 2008 R2 Service Pack 1 (SP1) and has the DHCP Server server role installed. You need to manage DHCP on Server2 by using the DHCP console on Server1. What should you do first?

- A. From Internet Explorer on Server2, download and install Windows Management Framework 3.0.
- B. From the Microsoft Management Console on Server1, add a snap-in.
- C. From Windows PowerShell on Server1, run Install-Windows Feature.
- D. From Server Manager on Server2, enable Windows Remote Management.

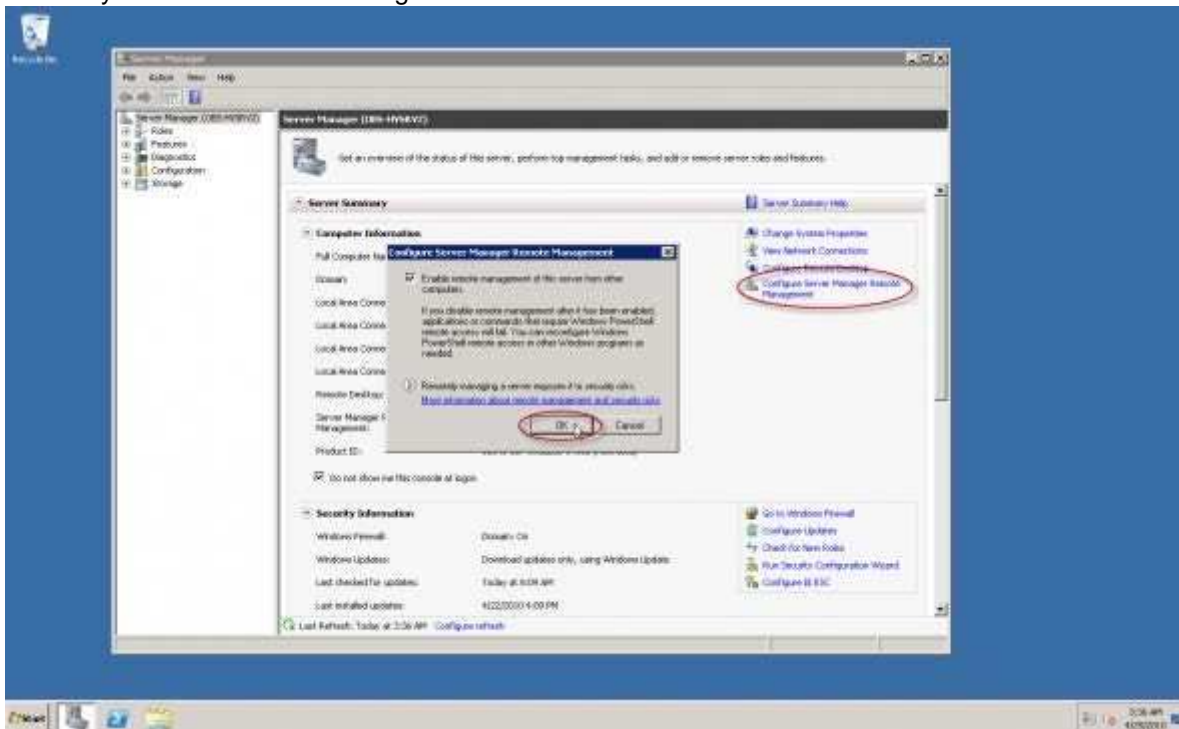
Correct Answer: D

Section: (none)

Explanation

Explanation/Reference:

How do you enable remote management.



Note:

* You can use Server Manager to manage remote servers that are running Windows Server 2008 and Windows Server 2008 R2, but the following updates are required to fully manage these older operating systems.

/ Windows Management Framework 3.0

/ Performance Updates

* Windows Server 2008 R2, unlike Windows Server 2008 RTM, has a nice feature that allows you to remotely manage it, from another server or from a Windows 7 workstation, by using Server Manager.

* The tasks that you can perform remotely by using Server Manager include:

View Windows automatic updating status
Run Best Practices Analyzer scans on roles.
View or change Windows Firewall information
View and manage roles
Manage installed services roles
View Internet Explorer Advanced Security Configuration settings (IE ESC) Configure Windows Error Reporting
View or change Windows Customer Experience Improvement Program (CEIP) status Reference: Configure Remote Management in Server Manager

QUESTION 173

Your network contains an Active Directory domain named contoso.com. The domain contains a server named Server1. Server1 runs Windows Server 2012. You need to create 3-TB virtual hard disk (VHD) on Server1. Which tool should you use?

- A. Server Manager
- B. Diskpart
- C. New-StoragePool
- D. New-VirtualDisk

Correct Answer: D

Section: (none)

Explanation

Explanation/Reference:

The New-VirtualDisk command creates a new virtual disk in the specified storage pool.

New-VirtualDisk - Creates a new virtual disk in the specified storage pool.

Although the new Server Manager UI in Windows Server 2012 provides a very convenient and intuitive workflow to provision and manage Storage, interaction with PowerShell is required to access many of the advanced features.

If I then create a simple 200GB Virtual Disk via the UI named VDiskSimpleUI, the resulting Virtual Disk leverages 8 columns and maintains 1 copy of the data. But when creating the Virtual Disk via PowerShell, I can force the tripping across all nine of the disks and optimize performance.

New-VirtualDisk -StoragePoolFriendlyName Pool01 -ResiliencySettingName Simple -Size 200GB -FriendlyName VDiskSimplePS -ProvisioningType Fixed -NumberOfDataCopies 1 -NumberOfColumns 9

And creating a mirrored 200GB Virtual Disk via the UI named VDiskMirrorUI produces a Virtual Disk with 4 columns and 2 data copies. But with PowerShell, I can create a slightly different configuration, increasing the data protection (and also the disk footprint):

New-VirtualDisk -StoragePoolFriendlyName Pool01 -ResiliencySettingName Mirror -Size 200GB -FriendlyName VDiskMirrorPS -ProvisioningType Fixed -NumberOfDataCopies 3 -NumberOfColumns 3

<http://blogs.technet.com/b/wincat/archive/2012/05/21/optimizing-windows-server-2012-storage-management-via-powershell-for-both-performance-and-resiliency.aspx>
<http://technet.microsoft.com/en-us/library/hh848643%28v=wps.620%29.aspx>

QUESTION 174

Your network contains an Active Directory domain named contoso.com. The domain contains a server named Server1. Server1 runs Windows Server 2012 and has the Hyper-V server role installed. On Server1, you create and start a virtual machine named VM1. VM1 is configured as shown in the following table.

Setting	Configuration
Minimum RAM	2048 MB
Maximum RAM	4096 MB
Disk type	Fixed size
Disk size	100 GB

You plan to create a snapshot of VM1. You need to recommend a solution to minimize the amount of disk space used for the snapshot of VM1. What should you do before you create the snapshot?

- A. Run the Stop-VM cmdlet.
- B. Run the Convert-VHD cmdlet.
- C. Decrease the Maximum RAM
- D. Decrease the Minimum RAM.

Correct Answer: C

Section: (none)

Explanation

Explanation/Reference:

Reducing the available RAM for the VM would reduce the size of the snapshot.

Note:

* A disk snapshot is a copy of the virtual machine disk file at a certain point in time. It preserves the disk file system and system memory of your virtual machine by enabling you to revert to the snapshot in case something goes wrong.

* Each snapshot consists of the following files:

Configuration file - An XML file containing the current configuration settings of the virtual machine. Saved

state file - A .vsv file containing virtual machine state information. Differencing disk image file - A .avhd

differencing disk. Memory image file - A .bin file containing an image of the virtual machine's memory at the point the snapshot was taken.

Incorrect:

Not D: Convert-VHD

Converts the format, version type, and block size of a virtual hard disk file.

QUESTION 175

You have a server named Server1 that runs a Server Core installation of Windows Server 2012. Server1 is configured to obtain an IPv4 address by using DHCP. You need to configure the IPv4 settings of the network connection on Server1 as follows:

IP address: 10.1.1.1

Subnet mask: 255.255.240.0

Default gateway: 10.1.1.254

What should you run?

- A. netsh.exe
- B. netcfg.exe
- C. msconfig.exe
- D. ipconfig.exe

Correct Answer: A

Section: (none)

Explanation

Explanation/Reference:

In order to configure TCP/IP settings such as the IP address, Subnet Mask, Default Gateway, DNS and WINS addresses and many other options you can use Netsh.exe.

Netsh.exe is a tool an administrator can use to configure and monitor Windows-based computers at a command prompt. With the Netsh.exe tool, you can direct the context commands you enter to the appropriate helper, and the helper then carries out the command. A helper is a Dynamic Link Library (.dll) file that extends the functionality of the Netsh.exe tool by providing configuration, monitoring, and support for one or more services, utilities, or protocols. The helper may also be used to extend other helpers.

netsh interface ip set address "local" static 192.168.0.10 255.255.255.0 192.168.0.1 1

Incorrect:

not B: netcfg.exe installs the Windows Preinstallation Environment (WinPE), a lightweight version of Windows used to deploy workstations.

not D: Windows Server 2012 Core still has IPCONFIG.EXE that can be used to view the IP configuration.

QUESTION 176

Your network contains an Active Directory domain named contoso.com. All domain controllers run

Windows Server 2012. You create and enforce the default AppLocker executable rules. Users report that they can no longer execute a legacy application installed in the root of drive C. You need to ensure that the users can execute the legacy application. What should you do?

- A. Modify the action of the existing rules.
- B. Create a new rule.
- C. Add an exception to the existing rules.
- D. Delete an existing rule.

Correct Answer: B

Section: (none)

Explanation

Explanation/Reference:

AppLocker is a feature that advances the functionality of the Software Restriction Policies feature. AppLocker contains new capabilities and extensions that reduce administrative overhead and help administrators control how users can access and use files, such as executable files, scripts, Windows Installer files, and DLLs. By using AppLocker, you can:

- Define rules based on file attributes that persist across application updates, such as the publisher name (derived from the digital signature), product name, file name, and file version. You can also create rules based on the file path and hash.
- Assign a rule to a security group or an individual user.
- Create exceptions to rules. For example, you can create a rule that allows all users to run all Windows binaries except the Registry Editor (Regedit.exe).
- Use audit-only mode to deploy the policy and understand its impact before enforcing it.
- Create rules on a staging server, test them, export them to your production environment, and then import them into a Group Policy Object.
- Simplify creating and managing AppLocker rules by using Windows PowerShell cmdlets for AppLocker.

AppLocker default rules

AppLocker allows you to generate default rules for each of the rule types.

Executable default rule types:

Allow members of the local Administrators group to run all applications.

Allow members of the Everyone group to run applications that are located in the Windows folder.

Allow members of the Everyone group to run applications that are located in the Program Files folder.

Windows Installer default rule types:

Allow members of the local Administrators group to run all Windows Installer files.

Allow members of the Everyone group to run digitally signed Windows Installer files.

Allow members of the Everyone group to run all Windows Installer files located in the Windows\Installer folder.

Script default rule types:

Allow members of the local Administrators group to run all scripts.

Allow members of the Everyone group to run scripts located in the Program Files folder.

Allow members of the Everyone group to run scripts located in the Windows folder.

DLL default rule types: (this one can affect system performance)

Allow members of the local Administrators group to run all DLLs.

Allow members of the Everyone group to run DLLs located in the Program Files folder.

Allow members of the Everyone group to run DLLs located in the Windows folder.

You can apply AppLocker rules to individual users or to a group of users. If you apply a rule to a group of users, all users in that group are affected by that rule. If you need to allow a subset of a user group to use an application, you can create a special rule for that subset. For example, the rule "Allow Everyone to run Windows except Registry Editor" allows everyone in the organization to run the Windows operating system, but it does not allow anyone to run Registry Editor.

The effect of this rule would prevent users such as Help Desk personnel from running a program that is necessary for their support tasks. **To resolve this problem, create a second rule** that applies to the Help Desk user group: "Allow Help Desk to run Registry Editor." If you create a deny rule that does not allow any users to run Registry Editor, the deny rule will override the second rule that allows the Help Desk user group to run Registry Editor.

<http://technet.microsoft.com/library/hh831440.aspx>
<http://technet.microsoft.com/en-us/library/dd759068.aspx>
<http://technet.microsoft.com/de-de/library/hh994621.aspx>

QUESTION 177

You have two servers named Server1 and Server2. Both servers run Windows Server 2012. The servers are configured as shown in the following table.

Server name	Windows Firewall	IP address
Server1	Enabled	10.1.1.1
Server2	Disabled	192.168.1.10

The routing table for Server1 is shown in the Routing Table exhibit. (Click the Exhibit button.)

```

C:\>route print
=====
Interface List
15...00 15 5d 01 46 07 .....Microsoft Hyper-V Network Adapter #2
1.....Software Loopback Interface 1
13...00 00 00 00 00 00 00 e0 Microsoft ISATAP Adapter
14...00 00 00 00 00 00 00 e0 Teredo Tunneling Pseudo-Interface
=====

IPv4 Route Table
=====
Active Routes:
Network Destination        Netmask          Gateway           Interface        Metric
10.1.1.0                    255.255.255.0    On-link           10.1.1.4          261
10.1.1.4                    255.255.255.255  On-link           10.1.1.4          261
10.1.1.255                  255.255.255.255  On-link           10.1.1.4          261
127.0.0.0                   255.0.0.0        On-link           127.0.0.1         306
127.0.0.1                   255.255.255.255  On-link           127.0.0.1         306
127.255.255.255             255.255.255.255  On-link           127.0.0.1         306
224.0.0.0                   240.0.0.0        On-link           127.0.0.1         306
224.0.0.0                   240.0.0.0        On-link           10.1.1.4          261
255.255.255.255             255.255.255.255  On-link           127.0.0.1         306
255.255.255.255             255.255.255.255  On-link           10.1.1.4          261
=====
Persistent Routes:
None

IPv6 Route Table
=====
Active Routes:
If Metric Network Destination      Gateway
1       306 ::1/128                      On-link
15      261 fe80::/64                    On-link
15      261 fe80::78d4:23d5:68aa:fbca/128 On-link
1       306 ff00::/8                    On-link
15      261 ff00::/8                    On-link
=====
Persistent Routes:
None

C:\>

```

From Server1, you attempt to ping Server2, but you receive an error message as shown in the Error exhibit. (Click the Exhibit button.)



```
Administrator: Command Prompt

C:\>ping Server2

Pinging Server2 [192.168.1.10] with 32 bytes of data:
Request timed out.
Request timed out.
Request timed out.
Request timed out.

Ping statistics for 192.168.1.10:
    Packets: Sent = 4, Received = 0, Lost = 4 (100% loss),

C:\>
```

You need to ensure that you can successfully ping Server2 from Server1. What should you do on Server1?

- A. Disable Windows Firewall.
- B. Modify the default gateway settings.
- C. Modify the DNS settings.
- D. Modify the subnet mask.

Correct Answer: B

Section: (none)

Explanation

Explanation/Reference:

QUESTION 178

Your network contains two subnets. The subnets are configured as shown in the following table.

Subnet name	Network IP address
LAN1	172.23.1.0/24
LAN2	172.23.2.0/24

You have a server named Server2 that runs Windows Server 2012. Server2 is connected to LAN1. You run the route print command as shown in the exhibit. (Click the Exhibit button.)


```

Administrator: Windows PowerShell
PS C:\Users\Administrator> route print
=====
Interface List
12...00 15 5d 01 44 0d .....Microsoft Hyper-V Network Adapter
1.....Software Loopback Interface 1
13...00 00 00 00 00 00 00 e0 Microsoft ISATAP Adapter
14...00 00 00 00 00 00 00 e0 Teredo Tunneling Pseudo-Interface
=====

IPv4 Route Table
=====
Active Routes:
Network Destination        Netmask          Gateway          Interface        Metric
0.0.0.0                    0.0.0.0          172.23.1.1       172.23.1.53      261
127.0.0.0                  255.0.0.0        On-link          127.0.0.1        306
127.0.0.1                  255.255.255.255  On-link          127.0.0.1        306
127.255.255.255            255.255.255.255  On-link          127.0.0.1        306
172.23.1.0                 255.255.255.0    On-link          172.23.1.53      261
172.23.1.53                255.255.255.255  On-link          172.23.1.53      261
172.23.1.255               255.255.255.255  On-link          172.23.1.53      261
172.23.2.0                 255.255.255.0    172.23.1.0       172.23.1.53      6
224.0.0.0                  240.0.0.0        On-link          127.0.0.1        306
224.0.0.0                  240.0.0.0        On-link          172.23.1.53      261
255.255.255.255            255.255.255.255  On-link          127.0.0.1        306
255.255.255.255            255.255.255.255  On-link          172.23.1.53      261
=====
Persistent Routes:
Network Address        Netmask  Gateway Address  Metric
0.0.0.0                0.0.0.0  172.23.1.1       Default
=====

IPv6 Route Table
=====
Active Routes:
If Metric Network Destination      Gateway
1   306 ::1/128                  On-link
12  261 fe80::/64                On-link
12  261 fe80::9d26:b513:bfc8:2855/128 On-link
1   306 ff00::/8                  On-link
12  261 ff00::/8                  On-link
=====
Persistent Routes:
None
PS C:\Users\Administrator>

```

You need to ensure that Server2 can communicate with the client computers on LAN2. What should you do?

- A. Change the metric of the 10.10.1.0 route.
- B. Set the state of the Teredo interface to disable.
- C. Set the state of the Microsoft ISATAP Adapter #2 interface to disable.
- D. Run route delete 172.23.2.0.

Correct Answer: D

Section: (none)

Explanation

Explanation/Reference:

Route is used to view and modify the IP routing table.
Route Print displays a list of current routes that the host knows.

Default gateways are important to make IP routing work efficiently.
TCP/IP hosts rely on default gateways for most of their communication needs with hosts on remote network segments. In this way, individual hosts are freed of the burden of having to maintain extensive and continuously updated knowledge about individual remote IP network segments. Only the router that acts as

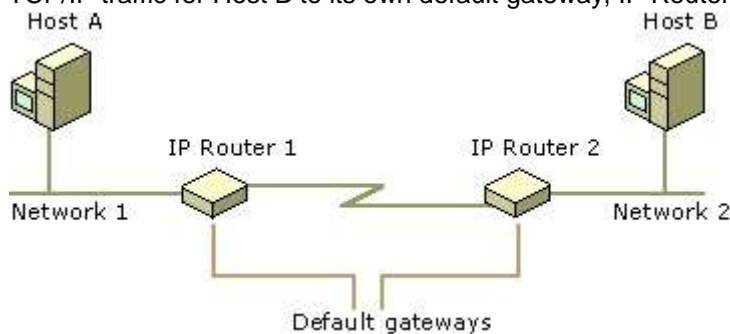
the default gateway needs to maintain this level of routing knowledge to reach other remote network segments in the larger internetwork.

If the default gateway fails, communication beyond the local network segment may be impaired. To prevent this, you can use the Advanced TCP/IP Settings dialog box (in Network Connections) for each connection to specify multiple default gateways. **You can also use the route command to manually add routes** to the routing table for heavily used hosts or networks

If you have multiple interfaces and you configure a default gateway for each interface, TCP/IP by default automatically calculates an interface metric that is based on the speed of the interface. The interface metric becomes the metric of the default route in the routing table for the configured default gateway. The interface with the highest speed has the lowest metric for its default route. The result is that whenever multiple default gateways are configured on multiple interfaces, the fastest interface will be used to forward traffic to its default gateway.

If multiple interfaces of the same speed have the same lowest interface metric, then, based upon the binding order, the default gateway of the first network adapter is used. The default gateway for the second network adapter is used when the first is unavailable.

In order for Host A on Network 1 to communicate with Host B on Network 2, Host A first checks its routing table to see if a specific route to Host B exists. If there is no specific route to Host B, Host A forwards its TCP/IP traffic for Host B to its own default gateway, IP Router 1.



<http://technet.microsoft.com/en-us/library/cc779696%28v=ws.10%29.aspx>

<http://technet.microsoft.com/en-us/library/cc958877.aspx>

<http://support.microsoft.com/kb/299540/en-us>

QUESTION 179

Your network contains an Active Directory domain named contoso.com. The domain contains a file server named Server1 that runs Windows Server 2012. Server1 contains a shared folder named Share1. Share1 contains the home folder of each user. All users have the necessary permissions to access only their home folder. The users report that when they access Share1, they can see the home folders of all the users. You need to ensure that the users see only their home folder when they access Share1. What should you do from Server1?

- A. From Windows Explorer, modify the properties of the volume that contains Share1.
- B. From Server Manager, modify the properties of the volume that contains Share1.
- C. From Server Manager, modify the properties of Share1.
- D. From Windows Explorer, modify the properties of Share1.

Correct Answer: C

Section: (none)

Explanation

Explanation/Reference:

QUESTION 180

Your network contains an Active Directory domain named contoso.com. The domain contains a server named Server1 that runs Windows Server 2012. Server1 has the Hyper-V server role installed. The domain contains a virtual machine named VM1. A developer wants to attach a debugger to VM1. You need to ensure that the developer can connect to VM1 by using a named pipe. Which virtual machine setting should

you configure?

- A. Network Adapter
- B. BIOS
- C. Processor
- D. COM 1

Correct Answer: D

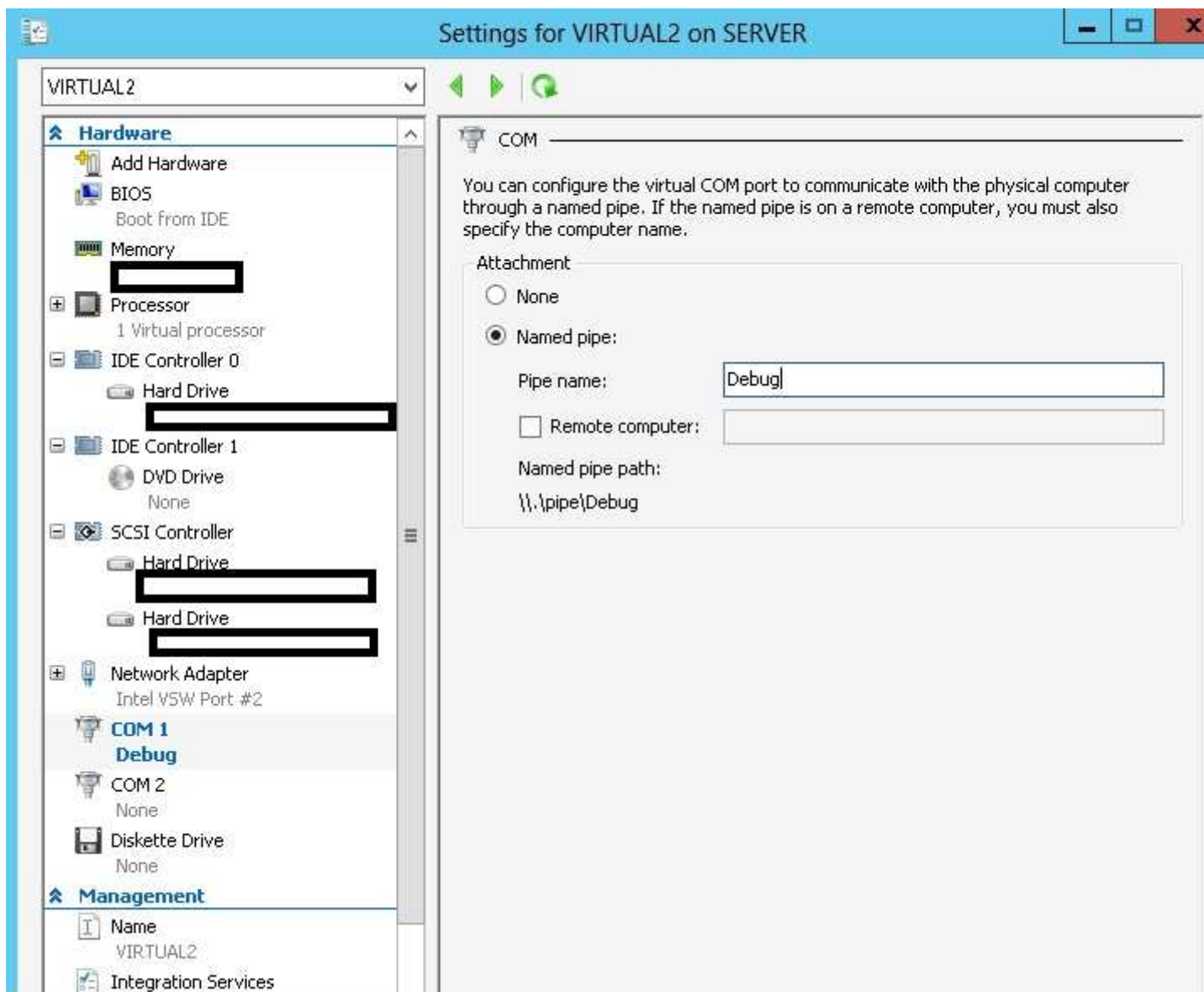
Section: (none)

Explanation

Explanation/Reference:

Named pipe. This option connects the virtual serial port to a Windows named pipe on the host operating system or a computer on the network. A named pipe is a portion of memory that can be used by one process to pass information to another process, so that the output of one is the input of the other. The second process can be local (on the same computer as the first) or remote (on a networked computer). For example, a local named pipe path could be `\\.\pipe\mypipename`.

Named pipes can be used to create a virtual null modem cable between two virtual machines, or between a virtual machine and a debugging program on the host operating system that supports the use of named pipes. By connecting two virtual serial ports to the same named pipe, you can create a virtual null modem cable connection. Named pipes are useful for debugging or for any program that requires a null modem connection.



[http://technet.microsoft.com/en-us/library/ee449417\(v=ws.10\).aspx](http://technet.microsoft.com/en-us/library/ee449417(v=ws.10).aspx)

<http://blogs.msdn.com/b/ntdebugging/archive/2011/12/30/configuring-a-hyper-v-vm-for-kernel-debugging.aspx>

QUESTION 181

Your network contains an Active Directory domain named contoso.com. Your company hires 500 temporary employees for the summer. The human resources department gives you a Microsoft Excel document that contains a list of the temporary employees. You need to automate the creation of user accounts for the 500 temporary employees. Which tool should you use?

- A. The Add-Member cmdlet
- B. ADSI Edit
- C. The csvde.exe command
- D. Active Directory Users and Computers

Correct Answer: C

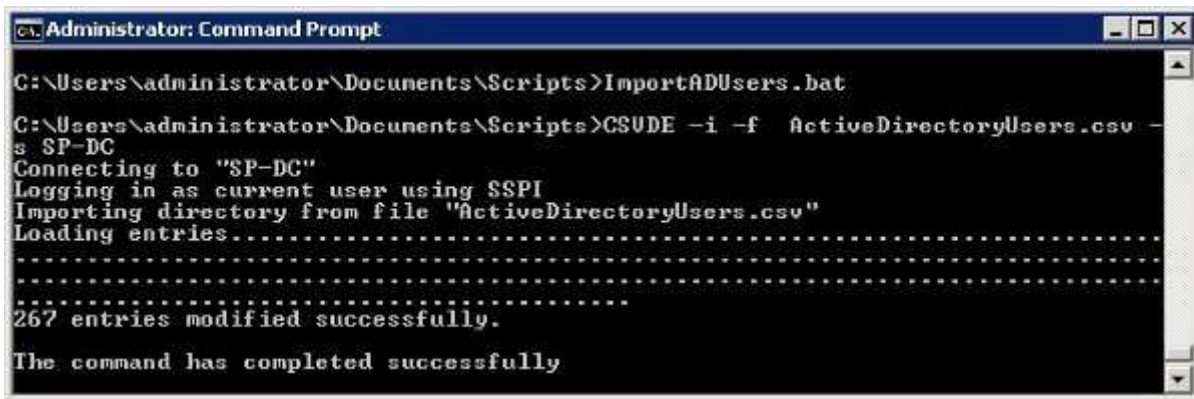
Section: (none)

Explanation

Explanation/Reference:

csvde.exe is the best option to add multiple users. as you just need to export the excel spreadsheet as a csv file and make sure the parameters are correct.

You can use Csvde to **import and export Active Directory data** that uses the comma-separated value format. **Use a spreadsheet program such as Microsoft Excel** to open this .csv file and view the header and value information



```
Administrator: Command Prompt

C:\Users\administrator\Documents\Scripts>ImportADUsers.bat

C:\Users\administrator\Documents\Scripts>CSVDE -i -f ActiveDirectoryUsers.csv -s SP-DC
Connecting to "SP-DC"
Logging in as current user using SSPI
Importing directory from file "ActiveDirectoryUsers.csv"
Loading entries.....
.....
.....
267 entries modified successfully.

The command has completed successfully
```

<http://support.microsoft.com/kb/327620/en-us>

QUESTION 182

In an isolated test environment, you deploy a server named Server1 that runs a Server Core Installation of Windows Server 2012. The test environment does not have Active Directory Domain Services (AD DS) installed. You install the Active Directory Domain Services server role on Server1. You need to configure Server1 as a domain controller. Which cmdlet should you run?

- A. Install-ADDSDomainController
- B. Install-ADDSDomain
- C. Install-ADDSEForest
- D. Install-WindowsFeature

Correct Answer: C

Section: (none)

Explanation

Explanation/Reference:

Install-ADDSDomainController - Installs a domain controller in Active Directory.

Install-ADDSDomain - Installs a new Active Directory domain configuration.

Install-ADDSEForest - Installs a new Active Directory forest configuration.

Install-WindowsFeature - Installs one or more Windows Server roles, role services, or features on either the local or a specified remote server that is running Windows Server 2012. This cmdlet is equivalent to and replaces Add-WindowsFeature, the cmdlet that was used to install roles, role services, and features.

C:\PS>**Install-ADDSEForest** -DomainName corp.contoso.com -CreateDNSDelegation -DomainMode Win2008 -ForestMode Win2008R2 -DatabasePath "d:\NTDS" -SysvolPath "d:\SYSVOL" -LogPath "e:\Logs" Installs a new forest named corp.contoso.com, creates a DNS delegation in the contoso.com domain, sets domain functional level to Windows Server 2008 R2 and sets forest functional level to Windows Server 2008, installs the Active Directory database and SYSVOL on the D:\ drive, installs the log files on the E:\ drive and has the server automatically restart after AD DS installation is complete and prompts the user to provide and confirm the Directory Services Restore Mode (DSRM) password.

<http://technet.microsoft.com/en-us/library/hh974720%28v=wps.620%29.aspx>

QUESTION 183

Your network contains an Active Directory domain named contoso.com. The domain contains an organizational unit (OU) named OU1. You need to ensure that when new client computers join the domain, their computer accounts are created in OU1 by default. What should you do?

- A. From a command prompt, run the redircmp.exe command.
- B. From Windows PowerShell, run the Move-ADObject cmdlet.
- C. From Ldp, configure the properties of the Computers container.
- D. From ADSI Edit, configure the properties of the OU1 object.

Correct Answer: A

Section: (none)

Explanation

Explanation/Reference:

QUESTION 184

You are configuring a test network. The test network contains a subnet named LAN1. LAN1 uses the network ID of 10.10.1.0/27.

You plan to add a new subnet named LAN2 to the test network.

LAN1 and LAN2 will be connected by a router.

You need to identify a valid network ID for LAN2 that meets the following requirements:

Ensures that hosts on LAN2 can communicate with hosts on LAN1.

Supports at least 100 IPv4 hosts.

Uses only private IP addresses.

Which network ID should you use?

To answer, drag the appropriate network ID and subnet mask to the correct location in the answer area.

Select and Place:

Network IDs	Answer Area	
10.10.1.0	Network ID	Subnet mask
10.10.1.16		
10.10.1.128		
10.10.1.192		
<hr/>		
Subnet Masks		
255.255.0.0		
255.255.255.0		
255.255.255.128		
255.255.255.192		

Correct Answer:

Network IDs	Answer Area	
10.10.1.0	10.10.1.128	255.255.255.128
10.10.1.16		
10.10.1.192		
Subnet Masks		
255.255.0.0		
255.255.255.0		
255.255.255.192		

Section: (none)

Explanation

Explanation/Reference:

Network IDs	Answer Area	
10.10.1.0	10.10.1.128	255.255.255.128
10.10.1.16		
10.10.1.128		
10.10.1.192		
Subnet Masks		
255.255.0.0		
255.255.255.0		
255.255.255.128		
255.255.255.192		

QUESTION 185

You have a server named Server1. Server1 runs Windows Server 2012. A user named Admin1 is a member of the local Administrators group. You need to ensure that Admin1 receives a User Account Control (UAC) prompt when attempting to open Windows PowerShell as an administrator. Which setting should you modify from the Local Group Policy Editor? To answer, select the appropriate setting in the answer area.

Hot Area:

Local Group Policy Editor		
File Help		
Policy		Security Se
User Account Control: Admin Approval Mode for the Built-in Administrator account		Disabled
User Account Control: Allow UIAccess applications to prompt for elevation without using the secure desktop		Disabled
User Account Control: Behavior of the elevation prompt for administrators in Admin Approval Mode		Prompt fo
User Account Control: Behavior of the elevation prompt for standard users		Prompt fo
User Account Control: Detect application installations and prompt for elevation		Enabled
User Account Control: Only elevate executables that are signed and validated		Disabled
User Account Control: Only elevate UIAccess applications that are installed in secure locations		Enabled
User Account Control: Run all administrators in Admin Approval Mode		Disabled
User Account Control: Switch to the secure desktop when prompting for elevation		Enabled
User Account Control: Virtualize file and registry write failures to per-user locations		Enabled

Correct Answer:

Local Group Policy Editor		
File Help		
Policy		Security Se
User Account Control: Admin Approval Mode for the Built-in Administrator account		Disabled
User Account Control: Allow UIAccess applications to prompt for elevation without using the secure desktop		Disabled
User Account Control: Behavior of the elevation prompt for administrators in Admin Approval Mode		Prompt fo
User Account Control: Behavior of the elevation prompt for standard users		Prompt fo
User Account Control: Detect application installations and prompt for elevation		Enabled
User Account Control: Only elevate executables that are signed and validated		Disabled
User Account Control: Only elevate UIAccess applications that are installed in secure locations		Enabled
User Account Control: Run all administrators in Admin Approval Mode		Disabled
User Account Control: Switch to the secure desktop when prompting for elevation		Enabled
User Account Control: Virtualize file and registry write failures to per-user locations		Enabled

Section: (none)

Explanation

Explanation/Reference:

User Account Control: Run all users, including administrators, as standard users.

This security setting determines the behavior of all UAC policies for the entire system.

The options are:

Enabled: Admin Approval Mode and all other UAC policies are dependent on this option being enabled. Changing this setting requires a system reboot.

Disabled: Admin Approval Mode user type and all related UAC policies will be disabled. Note: the Security Center will notify that the overall security of the operating system has been reduced.

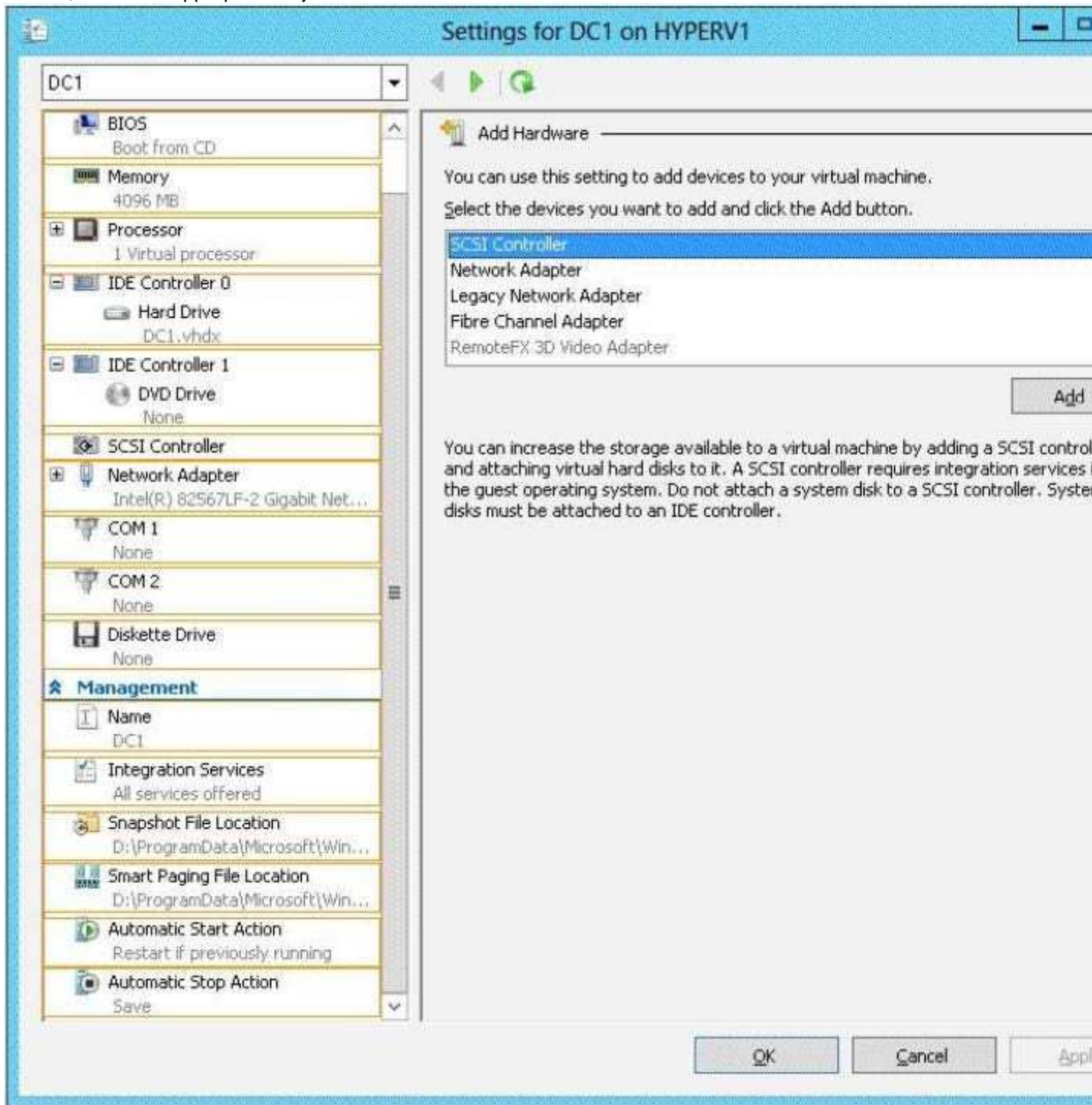
Default: Enabled

<http://technet.microsoft.com/en-us/library/jj852217%28v=ws.10%29.aspx>

<http://technet.microsoft.com/pt-pt/library/cc709691%28v=ws.10%29.aspx>

QUESTION 186**HOTSPOT**

You have a Hyper-V host named HYPERV1. HYPERV1 hosts a virtual machine named DC1. You need to prevent the clock on DC1 from synchronizing from the clock on HYPERV1. What should you configure? To answer, select the appropriate object in the answer area.



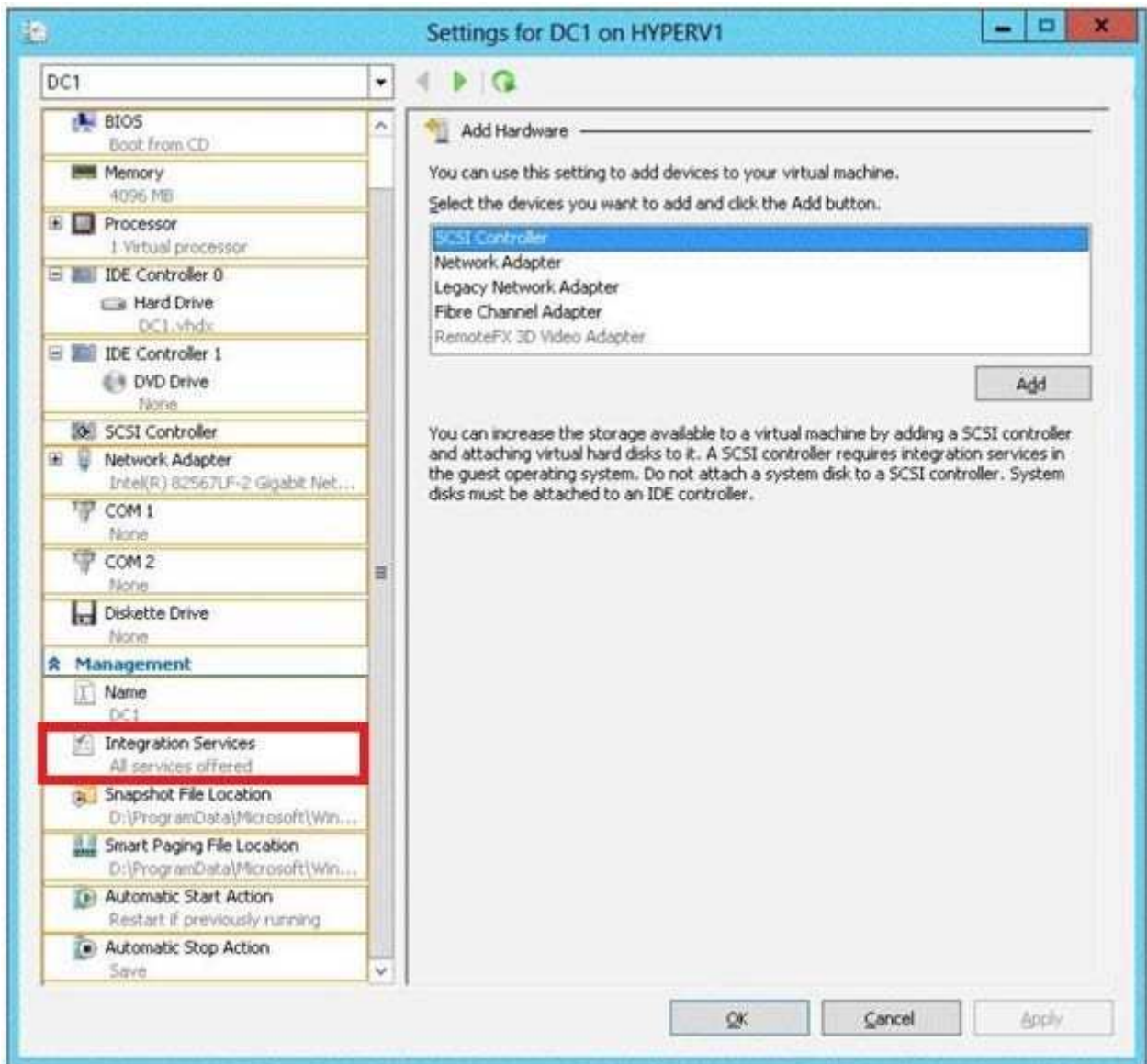
- A. Name
- B. Integration Services
- C. Snapshot File Location
- D. Smart Paging File Location

Correct Answer: B

Section: (none)

Explanation

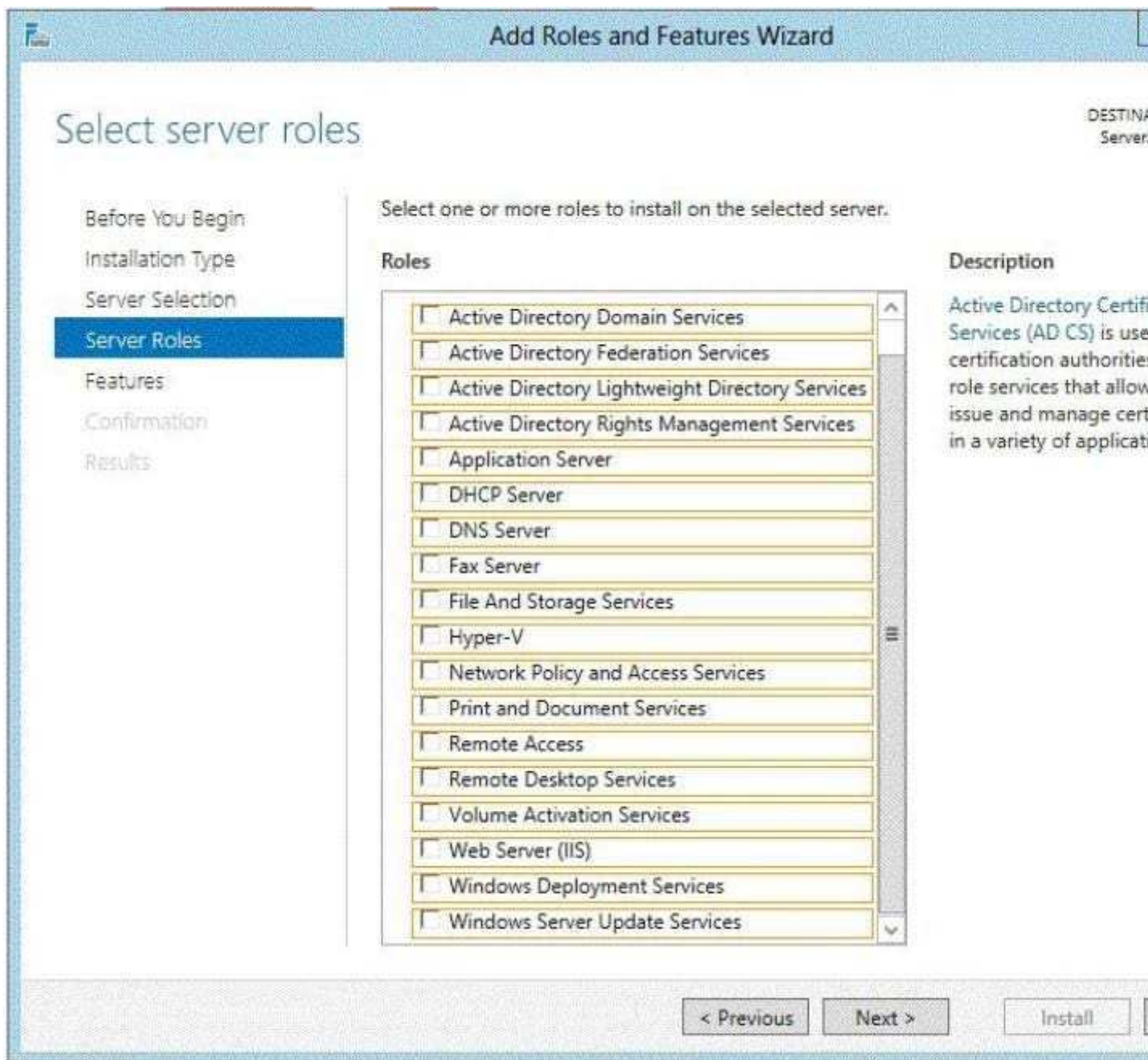
Explanation/Reference:



QUESTION 187

HOTSPOT

Your network contains a subnet named Subnet1. Subnet1 contains a DHCP server named Server1. You deploy a new subnet named Subnet2. On Subnet2, you deploy a new server named Server2 that runs Windows Server 2012. You need to configure Server2 to route DHCP broadcast from Subnet2 to Server1. Which server role should you install on Server2? To answer, select the appropriate role in the answer area.



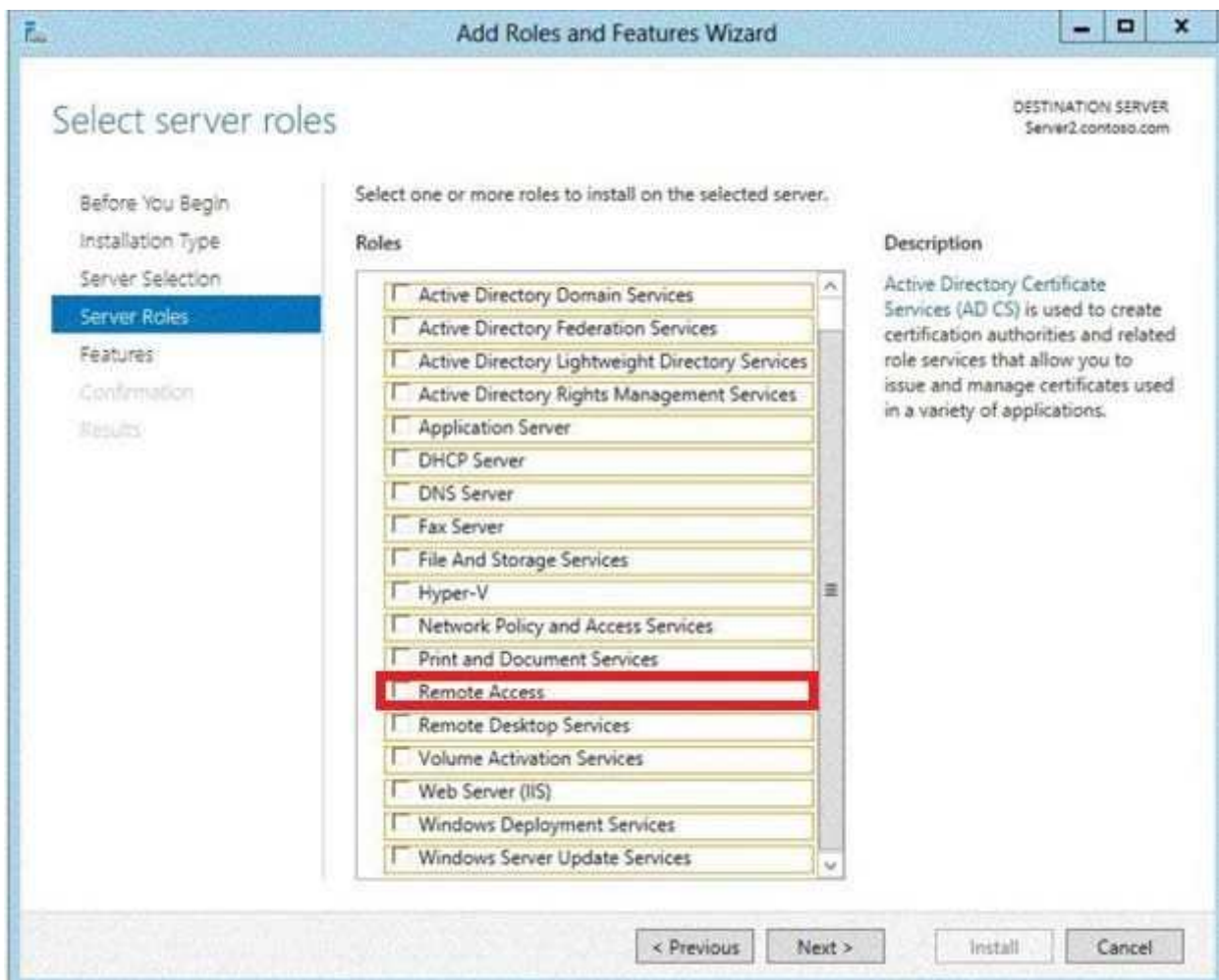
- A. Remote Access
- B. Remote Desktop Services
- C. Volume Activation Services
- D. Web Server (IIS)

Correct Answer: A

Section: (none)

Explanation

Explanation/Reference:



QUESTION 188

Your network contains an Active Directory domain named contoso.com. The domain contains a user account named User1 that resides in an organizational unit (OU) named OU1. A Group Policy object (GPO) named GPO1 is linked to OU1. GPO1 is used to publish several applications to a user named User1. In the Users container, you create a new user named User2. You need to ensure that the same applications are published to User2. What should you do?

- A. Modify the security of GPO1.
- B. Modify the settings in GPO1.
- C. Link a WMI filter to GPO1.
- D. Move User2 to OU1.

Correct Answer: C

Section: (none)

Explanation

Explanation/Reference:

QUESTION 189

Your network contains an Active Directory domain named contoso.com. The domain contains a server named Server1. Server1 runs Windows Server 2012 and has the Hyper-V server role installed. You need to log the amount of system resources used by each virtual machine. What should you do?

- A. From Windows PowerShell, run the Enable-VM Resource Metering cmdlet.
- B. From Windows System Resource Manager, enable Accounting.
- C. From Windows System Resource Manager, add a resource allocation policy.

D. From Windows PowerShell, run the Measure-VM cmdlet.

Correct Answer: A

Section: (none)

Explanation

Explanation/Reference:

Enable-VMResourceMetering - The Enable-VMResourceMetering cmdlet starts collecting resource utilization data for a virtual machine or resource pool.

Measure-VM - The Measure-VM cmdlet reports data on processor usage, memory usage, network traffic, and disk capacity for one or more virtual machines.



```
Administrator: Windows PowerShell
Windows PowerShell
Copyright (C) 2012 Microsoft Corporation. All rights reserved.

PS C:\Users\administrator.CLOUD> Get-Command *VMResourceMetering*

CommandType      Name                                           ModuleName
-----
Cmdlet            Disable-VMResourceMetering                   Hyper-V
Cmdlet            Enable-VMResourceMetering                    Hyper-V
Cmdlet            Reset-VMResourceMetering                     Hyper-V

PS C:\Users\administrator.CLOUD> Get-VM SQL2012

Name      State      CPUUsage(%) MemoryAssigned(M) Uptime      Status
-----
SQL2012   Running    0             1713              7.02:02:40 Operating normally

PS C:\Users\administrator.CLOUD> Get-VM SQL2012 | Enable-VMResourceMetering
PS C:\Users\administrator.CLOUD> Get-VM SQL2012 | ft Name, State, ResourceMeteringEnabled

Name      State      ResourceMeteringEnabled
-----
SQL2012   Running    True

PS C:\Users\administrator.CLOUD>
```

<http://technet.microsoft.com/en-us/library/hh848481%28v=wps.620%29.aspx>

<http://blogs.technet.com/b/virtualization/archive/2012/08/20/how-to-use-resource-metering-with-powershell.aspx>

QUESTION 190

You have a server named Server1 that runs Windows Server 2012. You plan to create an image of Server1. You need to remove the source files for all server roles that are not installed on Server1. Which tool should you use?

- A. servermanagercmd.exe
- B. imagex.exe
- C. dism.exe
- D. ocsetup.exe

Correct Answer: C

Section: (none)

Explanation

Explanation/Reference:

servermanagercmd.exe - The ServerManagerCmd.exe command-line tool has been deprecated in

Windows Server® 2008 R2.

imagex.exe - ImageX is a command-line tool in Windows Vista that you can use to create and manage Windows image (.wim) files. A .wim file contains one or more volume images, disk volumes that contain images of an installed Windows operating system.

dism.exe - Deployment Image Servicing and Management (DISM.exe) is a command-line tool that can be used to service a Windows® image or to prepare a Windows Preinstallation Environment (Windows PE) image. It replaces Package Manager (Pkgmgr.exe), PEimg, and Intlcfg that were included in Windows Vista®. The functionality that was included in these tools is now consolidated in one tool (DISM.exe), and new functionality has been added to improve the experience for offline servicing. DISM can Add, remove, and enumerate packages.

ocsetup.exe - The Ocsetup.exe tool is used as a wrapper for Package Manager (Pkgmgr.exe) and for Windows Installer (Msiexec.exe). Ocsetup.exe is a command-line utility that can be used to perform scripted installs and scripted uninstalls of Windows optional components. The Ocsetup.exe tool replaces the Sysocmgr.exe tool that Windows XP and Windows Server 2003i use.

```
PS C:\Users\Administrator> dism /online /Cleanup-Image /StartComponentCleanup
Deployment Image Servicing and Management tool
Version: 6.2.9200.16384

Image Version: 6.2.9200.16384

[=====100.0%=====]
The operation completed successfully.
PS C:\Users\Administrator>
```

<http://technet.microsoft.com/en-us/library/hh824822.aspx>

<http://blogs.technet.com/b/joscon/archive/2010/08/26/adding-features-with-dism.aspx>

<http://technet.microsoft.com/en-us/library/hh831809.aspx>

<http://technet.microsoft.com/en-us/library/hh825265.aspx>

QUESTION 191

Your network contains an Active Directory domain named contoso.com. The domain contains a member server named Server1. Server1 runs Windows Server 2012 and has the File Server server role installed. On Server1, you create a share named Documents. The Share permission for the Documents share is configured as shown in the following table.

Permission type	Group or user name	Permission
Allow	Domain Admins	Full control

The NTFS permission for the Documents share is configured as shown in the following table.

Permission type	Principal	Access
Allow	Domain Admins	Full control

You need to configure the Share and NTFS permissions for the Documents share. The permissions must meet the following requirements: Ensure that the members of a group named Group1 can read files and run programs in Documents. Ensure that the members of Group1 can modify the permissions on their own files in Documents. Ensure that the members of Group1 can create folders and files in Documents. Minimize the number of permissions assigned to users and groups.

Select and Place:

Permissions	Answer Area
Allow Creator Owner Full control	Share permissions: Permission
Allow Creator Owner Modify	NTFS permissions: Permission
Allow Group1 Change	Permission
Allow Group1 Full control	
Allow Group1 Modify	
Allow Group1 Read & execute, List folder contents, Read, Write	

Correct Answer:

Permissions	Answer Area
	Share permissions: Allow Group1 Full control
Allow Creator Owner Modify	NTFS permissions: Allow Creator Owner Full control
Allow Group1 Change	Allow Group1 Read & execute, List folder contents, Read, Write
Allow Group1 Modify	

Section: (none)

Explanation

Explanation/Reference:

Permissions	Answer Area
Allow Creator Owner Full control	Share permissions: Allow Group1 Full control
Allow Creator Owner Modify	NTFS permissions: Allow Creator Owner Full control
Allow Group1 Change	Allow Group1 Read & execute, List folder contents, Read, Write
Allow Group1 Full control	
Allow Group1 Modify	
Allow Group1 Read & execute, List folder contents, Read, Write	

QUESTION 192

Your network contains an Active Directory forest. The forest contains two domains named Domain1 and Domain2.

Domain1 contains a file server named Server1. Server1 has a shared folder named Share1.

Domain2 contains 50 users who require access to Share1.

You need to create groups in each domain to meet the following requirements:

In Domain1, create a group named Group1. Group1 must be granted access to Share1. In Domain2, create a group named Group2. Group2 must contain the user accounts of the 50 users.

Permission to Share1 must only be assigned directly to Group1.

Which type of groups should you create and which group nesting strategy should you use? To answer, select the appropriate configuration in the answer area.

Group1 configuration:

Group2 configuration:

Nesting strategy:

Group1 configuration:

- Global distribution group
- Global security group
- Domain local distribution group
- Domain local security group

Group2 configuration:

- Global distribution group
- Global security group
- Domain local distribution group
- Domain local security group

Nesting strategy:

- Add Group1 as a member of Group2
- Add Group2 as a member of Group1

Hot Area:

Group1 configuration:

- Global distribution group
- Global security group
- Domain local distribution group
- Domain local security group

Group2 configuration:

- Global distribution group
- Global security group
- Domain local distribution group
- Domain local security group

Nesting strategy:

- Add Group1 as a member of Group2
- Add Group2 as a member of Group1

Correct Answer:

Group1 configuration:

- Global distribution group
- Global security group
- Domain local distribution group
- Domain local security group

Group2 configuration:

- Global distribution group
- Global security group
- Domain local distribution group
- Domain local security group

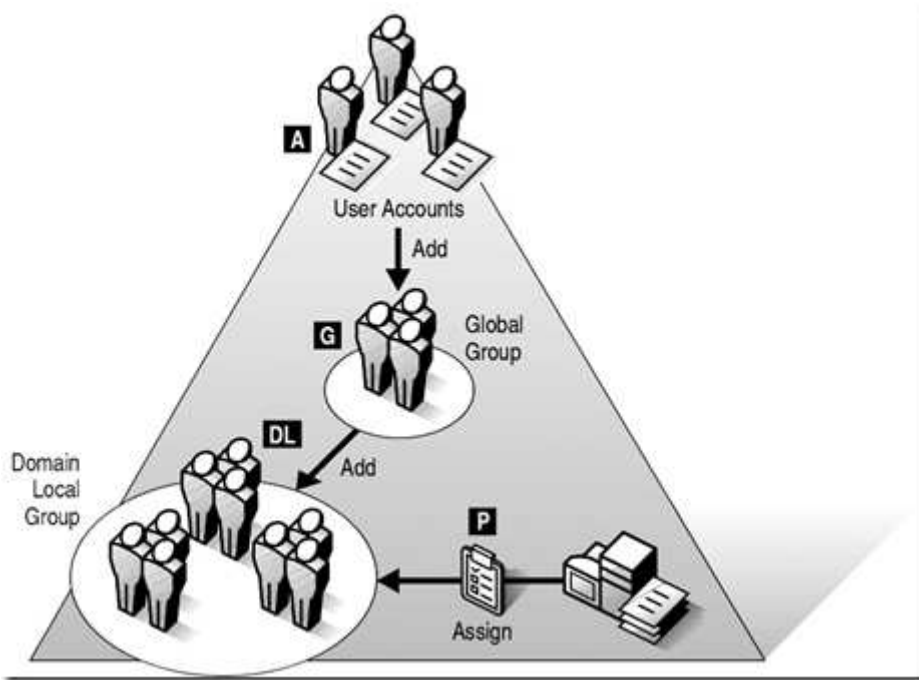
Nesting strategy:

- Add Group1 as a member of Group2
- Add Group2 as a member of Group1

Section: (none)
Explanation

Explanation/Reference:

Any group, whether it is a security group or a distribution group, is characterized by a scope that identifies the extent to which the group is applied in the domain tree or forest. The boundary, or reach, of a group scope is also determined by the domain functional level setting of the domain in which it resides. There are three group scopes: universal, global, and domain local.



<http://support.microsoft.com/default.aspx?scid=kb;EN-US;231273>
<http://technet.microsoft.com/en-us/library/cc772723%28WS.10%29.aspx>
<http://technet.microsoft.com/pt-br/library/cc728188%28WS.10%29.aspx>
<http://technet.microsoft.com/en-us/library/cc755692%28WS.10%29.aspx>

QUESTION 193

Your network contains an Active Directory domain named contoso.com. The domain contains a server named Server1. Server1 runs Windows Server 2012. You need to create 3-TB virtual hard disk (VHD) on Server1. Which tool should you use?

- A. New-StoragePool
- B. New-VirtualDisk
- C. Diskpart
- D. Share and Storage Management

Correct Answer: C

Section: (none)

Explanation

Explanation/Reference:

QUESTION 194

You perform a Server Core Installation of Windows Server 2012 on a server named Server1. You need to add a graphical user interface (GUI) to Server1. Which tool should you use?

- A. the setup.exe command
- B. the dism.exe command
- C. the Install-RoleService cmdlet
- D. the Install-Module cmdlet

Correct Answer: B

Section: (none)

Explanation

Explanation/Reference:

There are a couple of ways to install the GUI from the command prompt, although both use the same tool - DISM (Deployment Image Service Manager). When you are doing it for a single (local) server, the command is:

Dism /online /enable-feature /featurename:ServerCore-FullServer /featurename:Server-Gui-Shell /featurename:Server-Gui-Mgmt

QUESTION 195

You have a server that runs Windows Server 2012. The server contains the disks configured as shown in the following table.



<http://www.gratisexam.com/>

Disk name	Partition table type	Disk storage type	Unallocated disk space
Disk 0	GPT	Dynamic	2 TB
Disk 1	MBR	Basic	4 TB
Disk 2	GPT	Dynamic	4 TB
Disk 3	GPT	Dynamic	4 TB
Disk 4	MBR	Basic	2 TB

You need to create a volume that can store up to 3 TB of user files. The solution must ensure that the user files are available if one of the disks in the volume fails. What should you create?

- A. A RAID-5 volume on Disk 1, Disk 2, and Disk 3
- B. A storage pool on Disk 2 and Disk 3
- C. A mirrored volume on Disk 1 and Disk 4
- D. A mirrored volume on Disk 1 and Disk 3

Correct Answer: A

Section: (none)

Explanation

Explanation/Reference:

The RAID volume would provide 8 TB of space and would be available if one of the disk fails. However, you need at least three (but no more than 32) dynamic disks to create a RAID-5 volume. Disk1 would have to be converted to a dynamic disk first.

Incorrect:

Not B: A storage pool would not ensure data redundancy. Not C: This mirror would provide only 2 TB of storage. Not D: This mirror would provide 4 TB of storage. However, disk1 would have to be converted to a dynamic disk first.

QUESTION 196

Your network contains an Active Directory domain named contoso.com. All client computers run Windows 8.

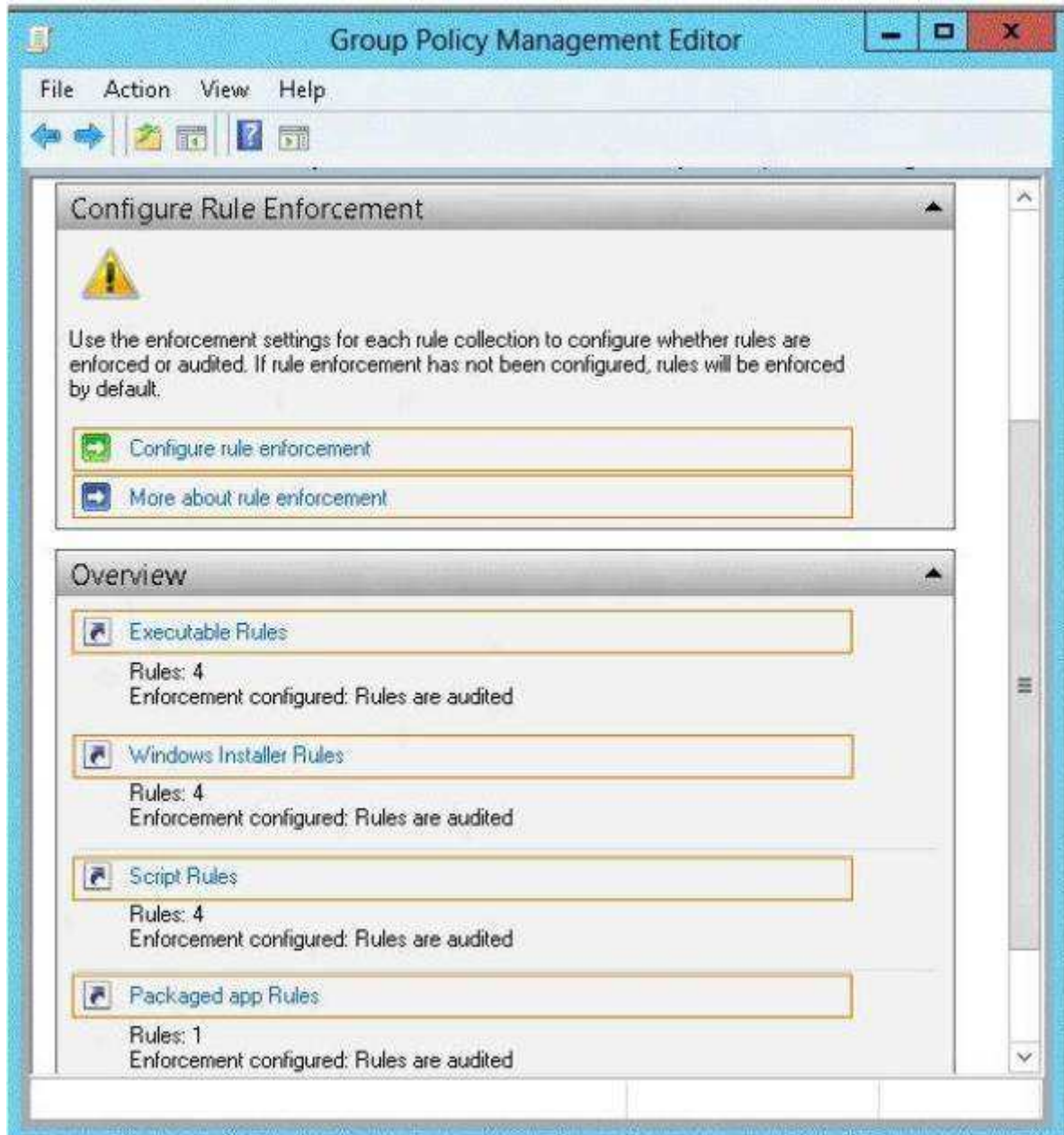
An administrator creates an application control policy and links the policy to an organizational unit (OU) named OU1. The application control policy contains several deny rules. The deny rules apply to the Everyone group.

You need to prevent users from running the denied application.

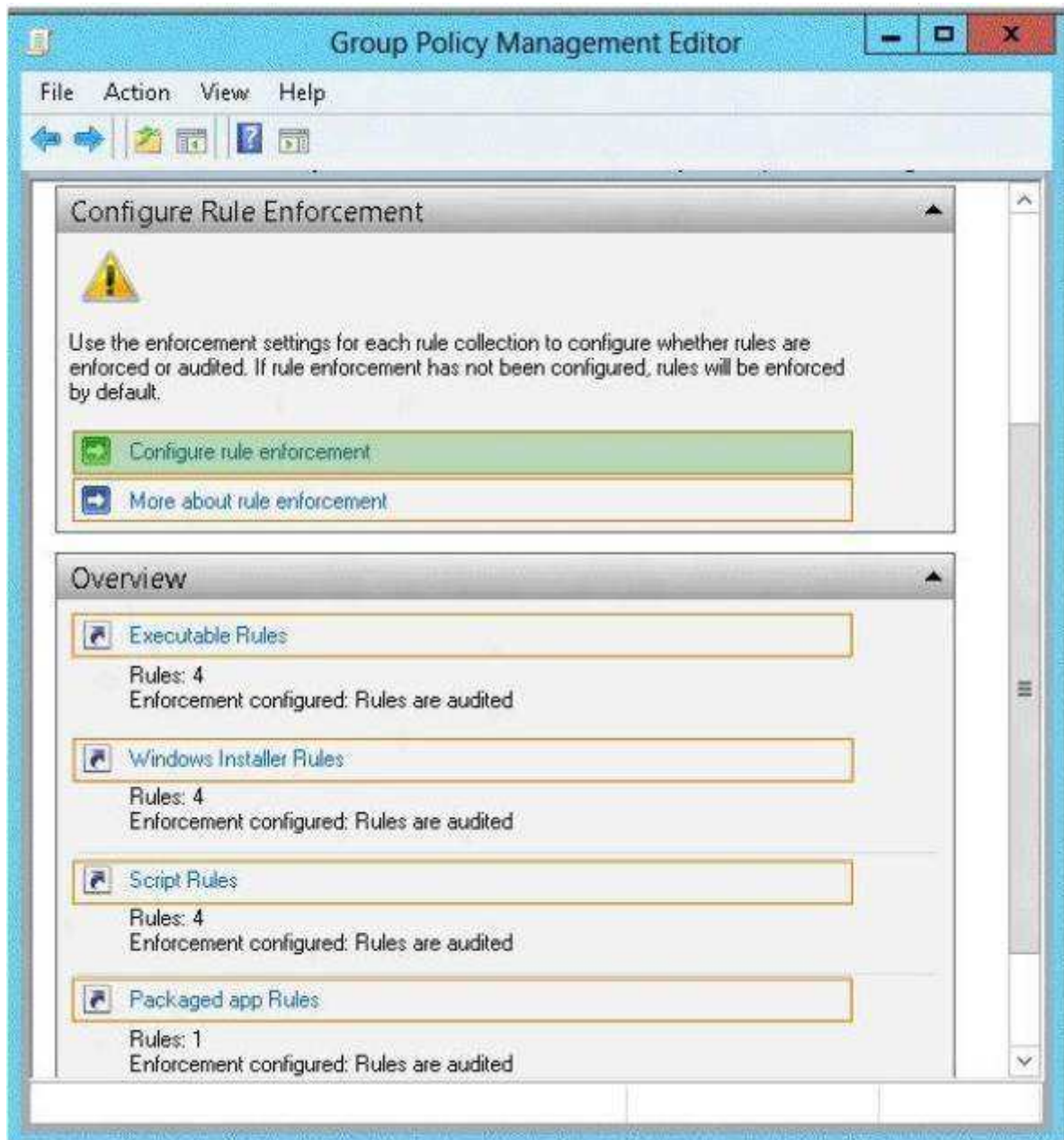
What should you configure?

To answer, select the appropriate object in the answer area.

Hot Area:



Correct Answer:



Section: (none)

Explanation

Explanation/Reference:

To enable the Enforce rules enforcement setting by using the Local Security Policy snap-in

1. Click Start, type secpol.msc in the Search programs and files box, and then press ENTER.
2. If the User Account Control dialog box appears, confirm that the action it displays is what you want, and then click Yes.
3. In the console tree, double-click Application Control Policies, right-click AppLocker, and then click Properties.
4. On the Enforcement tab, select the Configured check box for the rule collection that you want to enforce, and then verify that Enforce rules is selected in the list for that rule collection.
5. Repeat step 4 to configure the enforcement setting to Enforce rules for additional rule collections.
6. Click OK.

[http://technet.microsoft.com/en-us/library/ee791885\(v=ws.10\).aspx](http://technet.microsoft.com/en-us/library/ee791885(v=ws.10).aspx)

QUESTION 197

Your network contains an Active Directory domain named contoso.com. The domain contains a server named Server1. Server1 runs Windows Server 2012. You need to create 3-TB virtual hard disk (VHD) on

Server1. Which tool should you use?

- A. New-StorageSubsystemVirtualDisk
- B. File Server Resource Manager (FSRM)
- C. Server Manager
- D. Computer Management

Correct Answer: C

Section: (none)

Explanation

Explanation/Reference:

QUESTION 198

Your network contains an Active Directory domain named contoso.com. The domain contains a server named Server1. Server1 runs Windows Server 2012 and has the Hyper-V server role installed. On Server1, you create and start a virtual machine named VM1. VM1 is configured as shown in the following table.

Setting	Configuration
Minimum RAM	2048 MB
Maximum RAM	4096 MB
Disk type	Fixed size
Disk size	100 GB

You need to recommend a solution to minimize the amount of disk space used for the snapshot of VM1. What should you do before you create the snapshot?

- A. Run the Stop-VM cmdlet.
- B. Decrease the Minimum RAM.
- C. Run the Convert-VHD cmdlet.
- D. Convert disk1.vhd to a dynamically expanding disk.

Correct Answer: D

Section: (none)

Explanation

Explanation/Reference:

A dynamically expanding disk, on the other hand, is a VHD, which starts small -- usually at only a few kilobytes -- and expands as additional storage space is needed. It can only grow, however, to the size limit you designate in the setup wizard. Incorrect: Not D: Convert-VHD Converts the format, version type, and block size of a virtual hard disk file.

QUESTION 199

You have a server named Server1 that runs a Server Core installation of Windows Server 2012. Server1 is configured to obtain an IPv4 address by using DHCP. You need to configure the IPv4 settings of the network connection on Server1 as follows:

IP address: 10.1.1.1

Subnet mask: 255.255.240.0

Default gateway: 10.1.1.254

What should you run?

- A. netsh.exe
- B. Set NetIPInterface
- C. msconfig.exe
- D. netcfg.exe

Correct Answer: A

Section: (none)

Explanation

Explanation/Reference:

In order to configure TCP/IP settings such as the IP address, Subnet Mask, Default Gateway, DNS and WINS addresses and many other options you can use Netsh.exe.

QUESTION 200

You have a print server named Server1 that runs Windows Server 2012. You discover that when there are many pending print jobs, the system drive occasionally runs out of free space. You add a new hard disk to Server1. You create a new NTFS volume. You need to prevent the print jobs from consuming disk space on the system volume. What should you modify?

- A. the properties of the Print Spooler service
- B. the Print Server Properties
- C. the properties of each shared printer
- D. the properties on the new volume

Correct Answer: B

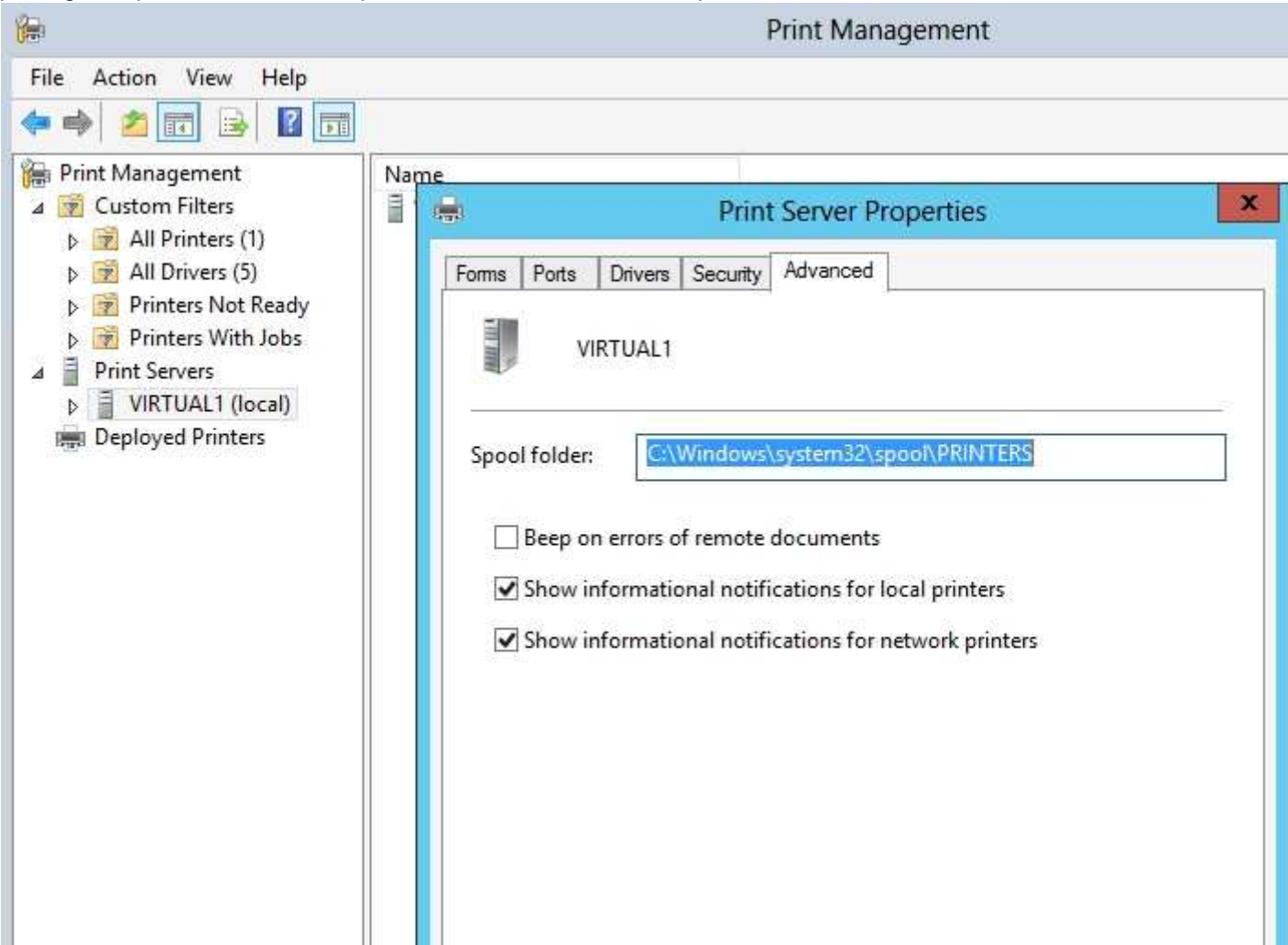
Section: (none)

Explanation

Explanation/Reference:

Windows spools print jobs by default to the following directory as they are processed:
%SystemRoot%\SYSTEM32\SPOOL\PRINTERS.

It is possible for the administrator of a Windows print server to manually instruct Windows the location for placing the spool files, if for example there is a concern for disk space.



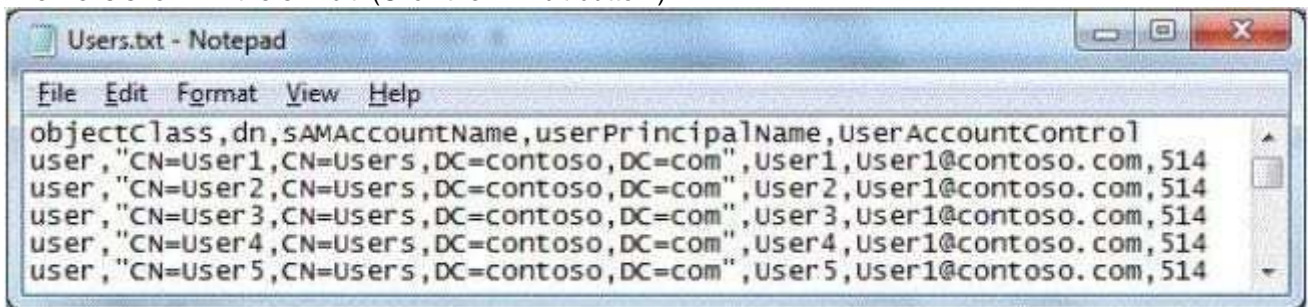
<http://support.microsoft.com/kb/137503/en-us>

<http://technet.microsoft.com/en-us/library/cc757764%28v=ws.10%29.aspx>

<http://technet.microsoft.com/en-us/library/cc736979%28v=ws.10%29.aspx>

QUESTION 201

Your network contains an Active Directory domain named contoso.com. An administrator provides you with a file that contains the information to create user accounts for 200 temporary employees. The file is shown in the exhibit. (Click the Exhibit button.)



You need to automate the creation of the user accounts. You must achieve this goal by using the minimum amount of administrative effort. Which tool should you use?

- A. csvde
- B. Net user
- C. Ldifde
- D. Dsadd

Correct Answer: A

Section: (none)

Explanation

Explanation/Reference:

csvde - Imports and exports data from Active Directory Domain Services (AD DS) using files that store data in the comma-separated value (CSV) format. You can also support batch operations based on the CSV file format standard. [http://technet.microsoft.com/en-us/library/cc732101\(v=ws.10\).aspx](http://technet.microsoft.com/en-us/library/cc732101(v=ws.10).aspx)

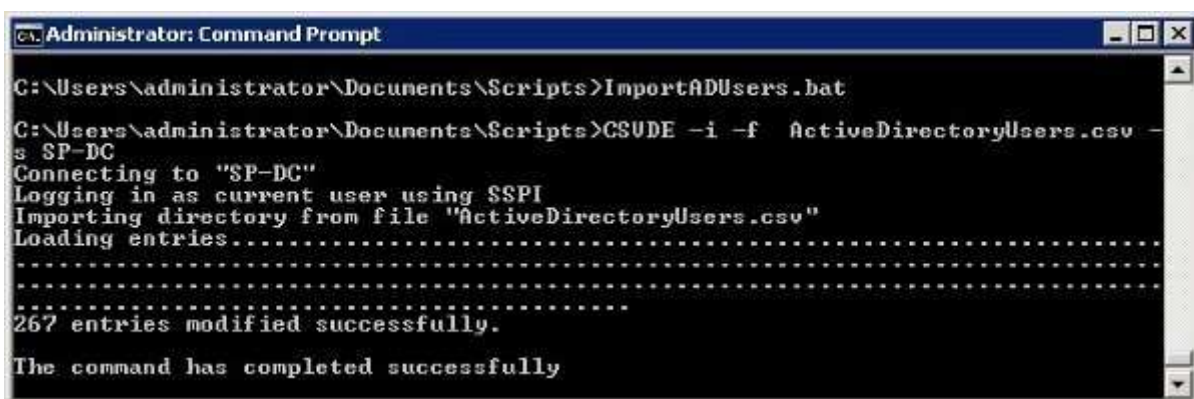
Net user - Adds or modifies user accounts, or displays user account information. [http://technet.microsoft.com/en-us/library/cc771865\(v=ws.10\).aspx](http://technet.microsoft.com/en-us/library/cc771865(v=ws.10).aspx)

Ldifde - Creates, modifies, and deletes directory objects. You can also use Ldifde to extend the schema, export Active Directory user and group information to other applications or services, and populate Active Directory Domain Services (AD DS) with data from other directory services. [http://technet.microsoft.com/en-us/library/cc731033\(v=ws.10\).aspx](http://technet.microsoft.com/en-us/library/cc731033(v=ws.10).aspx)

Dsadd - Adds specific types of objects to the directory. [http://technet.microsoft.com/en-us/library/cc753708\(v=ws.10\).aspx](http://technet.microsoft.com/en-us/library/cc753708(v=ws.10).aspx)

csvde.exe is the best option to add multiple users. as you just need to export the excel spreadsheet as a csv file and make sure the parameters are correct.

You can use Csvde to **import and export Active Directory data** that uses the comma-separated value format. **Use a spreadsheet program such as Microsoft Excel** to open this .csv file and view the header and value information



<http://support.microsoft.com/kb/327620/en-us>

QUESTION 202

Your network contains an Active Directory domain named contoso.com. The domain contains an application server named Server1. Server1 runs Windows Server 2012. You have a client application named App1 that communicates to Server1 by using dynamic TCP ports.

On Server1, a technician runs the following command:

```
New-NetFirewallRule -DisplayName AllowDynamic -Direction Outbound -LocalPort 1024-65535 -Protocol TCP
```

Users report that they can no longer connect to Server1 by using Appl. You need to ensure that App1 can connect to Server1. What should you run on Server1?

- A. Set-NetFirewallRule -DisplayName AllowDynamic -Action Allow
- B. netsh advfirewall firewall set rule name=allowdynamic new action = allow
- C. Set-NetFirewallRule -DisplayName AllowDynamic -Direction Inbound
- D. netsh advfirewall firewall add rule name=allowdynamic action=allow

Correct Answer: C

Section: (none)

Explanation

Explanation/Reference:

Set-NetFirewallRule - Modifies existing firewall rules.

You have to allow the connection INTO the server - inbound rules

```
PS [MikeFRobbins.com] >Invoke-Command -ComputerName dc01, sql01 {  
Set-NetFirewallRule -DisplayGroup 'Remote Event Log Management' -Enabled True -PassThru |  
select DisplayName, Enabled  
} -Credential (Get-Credential)  
cmdlet Get-Credential at command pipeline position 1  
Supply values for the following parameters:
```

```
DisplayName      : Remote Event Log Management (NP-In)  
Enabled          : True  
PSComputerName   : sql01  
RunspaceId       : 9337a61d-48dd-4b36-b01a-e54be0d04e5b
```

```
DisplayName      : Remote Event Log Management (RPC-EPMAP)  
Enabled          : True  
PSComputerName   : sql01  
RunspaceId       : 9337a61d-48dd-4b36-b01a-e54be0d04e5b
```

```
DisplayName      : Remote Event Log Management (RPC)  
Enabled          : True  
PSComputerName   : sql01  
RunspaceId       : 9337a61d-48dd-4b36-b01a-e54be0d04e5b
```

```
DisplayName      : Remote Event Log Management (RPC-EPMAP)  
Enabled          : True  
PSComputerName   : dc01  
RunspaceId       : d79977df-0de9-409f-8c20-e35d367b4f85
```

```
DisplayName      : Remote Event Log Management (NP-In)  
Enabled          : True  
PSComputerName   : dc01  
RunspaceId       : d79977df-0de9-409f-8c20-e35d367b4f85
```

```
DisplayName      : Remote Event Log Management (RPC)  
Enabled          : True  
PSComputerName   : dc01  
RunspaceId       : d79977df-0de9-409f-8c20-e35d367b4f85
```

```
PS [MikeFRobbins.com] >
```

<http://technet.microsoft.com/en-us/library/jj573828%28v=wps.620%29.aspx>

<http://mikefrobbins.com/2013/02/28/use-powershell-to-remotely-enable-firewall-exceptions-on-windows-server-2012/>

QUESTION 203

You have a server named dc2.contoso.com that runs Windows Server 2012 and has the DNS Server role installed. You open DNS Manager as shown in the exhibit. (Click the Exhibit button.)



You need to view the DNS server cache from DNS Manager. What should you do first?

- A. From the View menu, click Advanced.
- B. From the Action menu, click Configure a DNS Server...
- C. From the View menu, click Filter...
- D. From the Action menu, click Properties.

Correct Answer: A

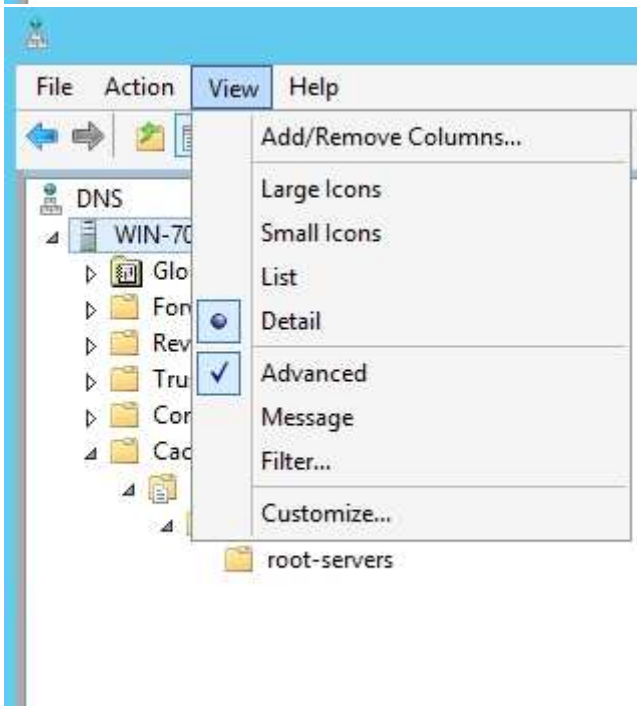
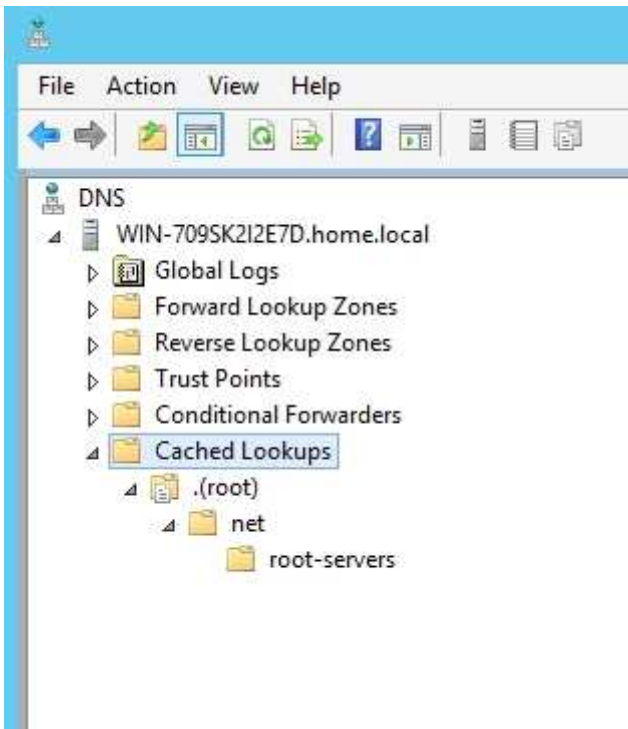
Section: (none)

Explanation

Explanation/Reference:

To view the contents of the DNS cache, perform the following steps:

1. Start the Microsoft Management Console (MMC) DNS snap-in (Go to Start, Programs, Administrative Tools, and click DNS).
2. From the View menu, select Advanced.
3. Select the Cached Lookups tree node from the left-hand pane to display the top-level domains (e.g., com, net) under .(root). Expand any of these domains to view the cached DNS information (the actual records will appear in the right-hand pane).



QUESTION 204

Your network contains two Hyper-V hosts that run Windows Server 2012. The Hyper-V hosts contains several virtual machines that run Windows Server 2012. You install the Network Load Balancing feature on the virtual machines. You need to configure the virtual machines to support Network Load Balancing (NLB). Which virtual machine settings should you configure?

- A. Port mirroring
- B. DHCP guard
- C. Router guard
- D. MAC address

Correct Answer: D

Section: (none)

Explanation

Explanation/Reference:

QUESTION 205

Your network contains an Active Directory forest that contains two domains. The forest contains five domain controllers. The domain controllers are configured as shown in the following table.

Domain controller name	Domain	Global catalog server
DC1	Contoso.com	Yes
DC2	Contoso.com	Yes
DC3	Eu.contoso.com	No
DC4	Eu.contoso.com	No
DC5	Eu.contoso.com	No

You need to configure DC5 as a global catalog server. Which tool should you use?

- A. Active Directory Domains and Trusts
- B. Active Directory Users and Computers
- C. Active Directory Administrative Center
- D. Active Directory Sites and Services

Correct Answer: D

Section: (none)

Explanation

Explanation/Reference:

If you have more than one domain in your forest and you have a significant user population in a site, you can optimize the speed and efficiency of domain logons and directory searches by adding a global catalog server to the site.

If you have a single-domain forest, global catalog servers are not required for logons, but directory searches are directed to the global catalog. In this case, you can enable the global catalog on all domain controllers for faster directory searches.

You can use the same user interface (UI) in the Active Directory Sites and Services snap-in to add or remove the global catalog. Enabling the global catalog can cause additional replication traffic. However, global catalog removal occurs gradually in the background and does not affect replication or performance.

Membership in the Enterprise Admins group in the forest or the Domain Admins group in the forest root domain, or equivalent, is the minimum required to complete this procedure.

To add or remove the global catalog

Open Active Directory Sites and Services. To open Active Directory Sites and Services, click Start , click Administrative Tools , and then click Active Directory Sites and Services .

To **open Active Directory Sites and Services** in Windows Server® 2012, click Start , type **dssite.msc** .

In the console tree, click the server object to which you want to add the global catalog or from which you want to remove the global catalog.

Where?

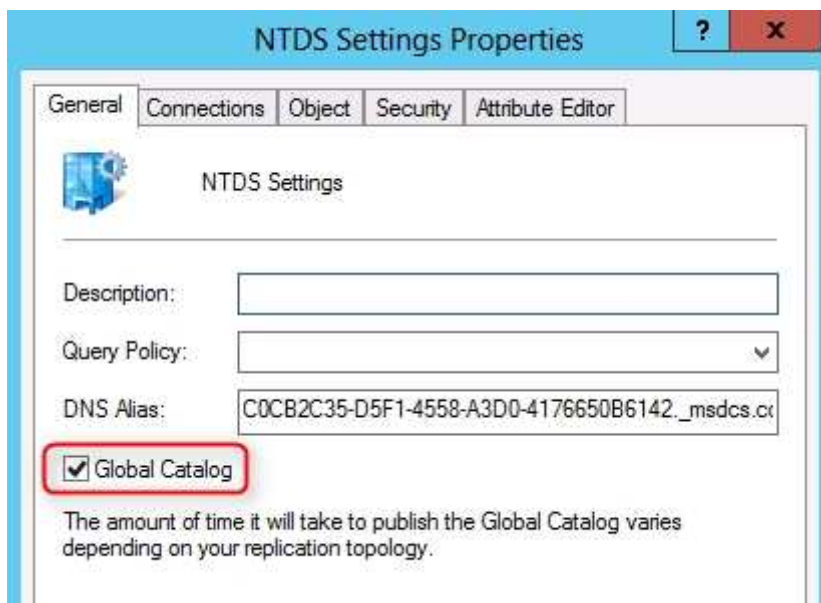
Active Directory Sites and Services\Sites\SiteName\Servers

In the details pane, right-click NTDS Settings of the selected server object, and then click Properties .

Select the Global Catalog check box to add the global catalog, or clear the check box to remove the global catalog.

Global catalog servers and sites

To optimize network performance in a multiple-site environment, consider adding global catalog servers in sites according to the needs in the sites for fast search responses and domain logons. It is recommended to make all domain controllers be global catalog servers if possible. In a single-site, multiple-domain environment, a single global catalog server is usually sufficient to cover common Active Directory queries and logons.



<http://technet.microsoft.com/en-us/library/cc770674.aspx>
<http://technet.microsoft.com/en-us/library/cc755257.aspx>

QUESTION 206

Your network contains an Active Directory domain named contoso.com. The network contains 500 client computers that run Windows 8. All of the client computers connect to the Internet by using a web proxy. You deploy a server named Server1 that runs Windows Server 2012. Server1 has the DNS Server role installed. You configure all of the client computers to use Server1 as their primary DNS server. You need to prevent Server1 from attempting to resolve Internet host names for the client computers. What should you do on Server1?

- A. Create a primary zone named "root".
- B. Create a primary zone named ".".
- C. Create a stub zone named "root".
- D. Create a zone delegation for GlobalNames.contoso.com.

Correct Answer: C

Section: (none)

Explanation

Explanation/Reference:

When a zone that this DNS server hosts is a stub zone, this DNS server is a source only for information about the authoritative name servers for this zone. The zone at this server must be obtained from another DNS server that hosts the zone. This DNS server must have network access to the remote DNS server to copy the authoritative name server information about the zone.

Note:

You can use stub zones to:

- * Keep delegated zone information current. By updating a stub zone for one of its child zones regularly, the DNS server that hosts both the parent zone and the stub zone will maintain a current list of authoritative DNS servers for the child zone.
- * Improve name resolution. Stub zones enable a DNS server to perform recursion using the stub zone's list of name servers, without having to query the Internet or an internal root server for the DNS namespace.
- * Simplify DNS administration. By using stub zones throughout your DNS infrastructure, you can distribute a list of the authoritative DNS servers for a zone without using secondary zones. However, stub zones do not serve the same purpose as secondary zones, and they are not an alternative for enhancing redundancy and load sharing.

Incorrect:

Not D:

- * The DNS Server Role in Windows Server 2008 now supports the GlobalNames Zone. This has been introduced to assist organizations to move away from WINS and allow organizations to move to an all-DNS environment. Unlike WINS, The GlobalNames zone is not intended to be used for peer-to-peer name resolution.

* The DNS Server Role in Windows Server 2008 now supports the GlobalNames Zone. This has been introduced to assist organizations to move away from WINS and allow organizations to move to an all-DNS environment. Unlike WINS, The GlobalNames zone is not intended to be used for peer-to-peer name resolution.

Reference: Understanding Zone Types

QUESTION 207

Your network contains an Active Directory domain named contoso.com. The domain contains a server named Server1. Server1 runs Windows Server 2012 and has the Hyper-V server role installed. On Server1, you create and start a virtual machine named VM1. VM1 is configured as shown in the following table.

Setting	Configuration
Minimum RAM	2048 MB
Maximum RAM	4096 MB
Disk type	Fixed size
Disk size	100 GB

You need to recommend a solution to minimize the amount of disk space used for the snapshot of VM1. What should you do before you create the snapshot?

- A. Run the Resize-VHD cmdlet.
- B. Run the Convert-VHD cmdlet.
- C. Run the Stop-VM cmdlet.
- D. Convert disk1.vhd to a dynamically expanding disk.

Correct Answer: D

Section: (none)

Explanation

Explanation/Reference:

A dynamically expanding disk, on the other hand, is a VHD, which starts small -- usually at only a few kilobytes -- and expands as additional storage space is needed. It can only grow, however, to the size limit you designate in the setup wizard.

Incorrect:

Not DB Convert-VHD

Converts the format, version type, and block size of a virtual hard disk file.

QUESTION 208

You have a server named Server1 that runs a Server Core installation of Windows Server 2012. Server1 is configured to obtain an IPv4 address by using DHCP. You need to configure the IPv4 settings of the network connection on Server1 as follows:

IP address: 10.1.1.1

Subnet mask: 255.255.240.0

Default gateway: 10.1.1.254

What should you run?

- A. ipconfig.exe
- B. netsh.exe
- C. Set-NetIPInterface
- D. Set-NetIPv4Protocol

Correct Answer: B

Section: (none)

Explanation

Explanation/Reference:

In order to configure TCP/IP settings such as the IP address, Subnet Mask, Default Gateway, DNS and WINS addresses and many other options you can use Netsh.exe.

Incorrect:

not A: Windows Server 2012 Core still has IPCONFIG.EXE that can be used to view the IP configuration. Modern servers typically come with several network interface ports. This causes IPCONFIG.EXE to scroll

off the screen when viewing its output. Consider piping the output of IPCONFIG.EXE to a file and view it with Notepad.exe.

QUESTION 209

Your network contains an Active Directory domain named contoso.com. The domain contains a server named Server1. Server1 runs Windows Server 2012. You need to create a 3-TB virtual hard disk (VHD) on Server1. Which tool should you use?

- A. File Server Resource Manager (FSRM)
- B. New-StoragePool
- C. Diskpart
- D. Share and Storage Management

Correct Answer: D

Section: (none)

Explanation

Explanation/Reference:

With Share and Storage Management, you can provision storage on disks that are available on your server, or on storage subsystems that support Virtual Disk Service (VDS). The Provision Storage Wizard guides you through the process of creating a volume on an existing disk, or on a storage subsystem attached to your server. If the volume is going to be created on a storage subsystem, the wizard will also guide you through the process of creating a logical unit number (LUN) to host that volume. You also have the option of only creating the LUN, and using Disk Management to create the volume later.

Incorrect:

Not A: File Server Resource Manager is a suite of tools for Windows Server that allows administrators to understand, control, and manage the quantity and type of data that is stored on their servers. By using File Server Resource Manager, administrators can place quotas on folders and volumes, actively screen files, and generate comprehensive storage reports. This set of advanced instruments not only helps the administrator efficiently monitor existing storage resources, but it also aids in the planning and implementation of future policy changes.

QUESTION 210

Your network contains an Active Directory domain named contoso.com. The domain contains a server named Server1 that runs Windows Server 2012. You create a new inbound rule by using Windows Firewall with Advanced Security. You need to configure the rule to allow Server1 to accept unsolicited inbound packets that are received through a network address translation (NAT) device on the network. Which setting in the rule should you configure?

- A. Edge traversal
- B. Authorized computers
- C. Interface types
- D. Remote IP address

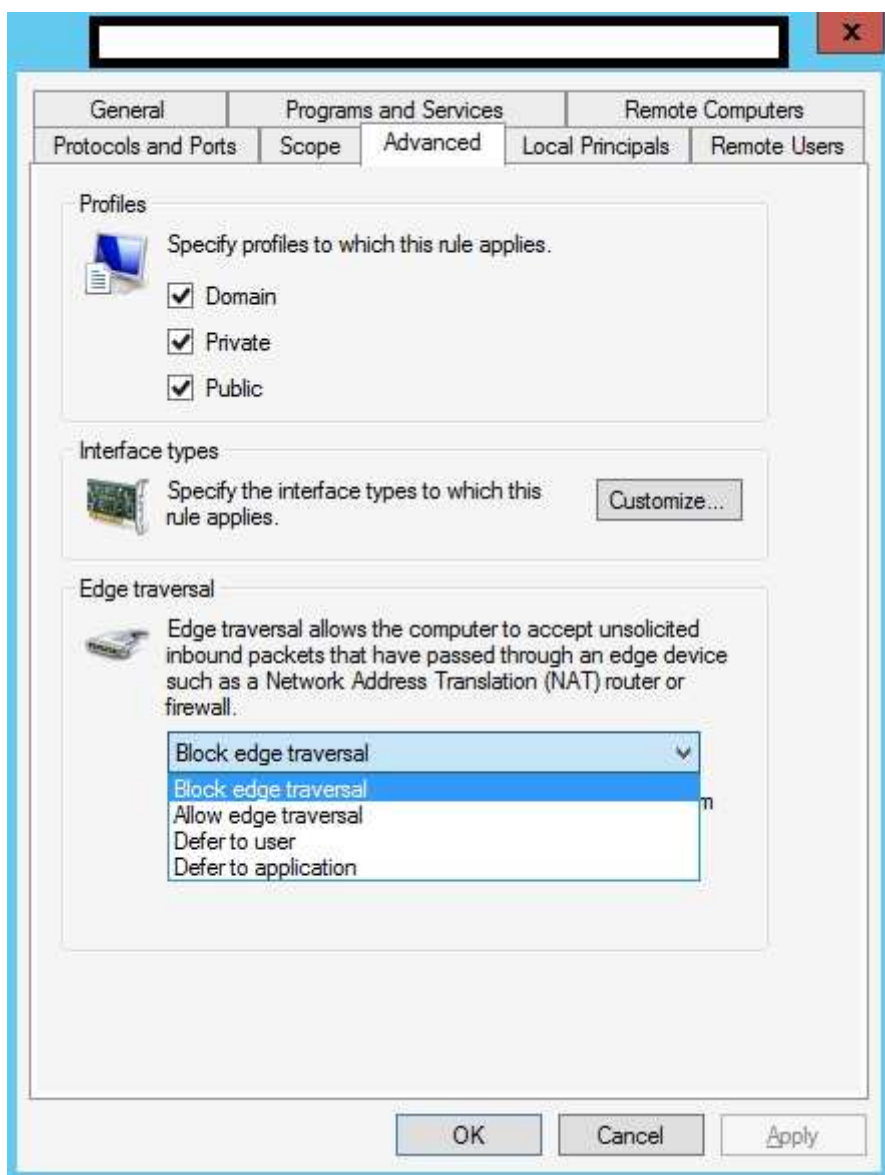
Correct Answer: A

Section: (none)

Explanation

Explanation/Reference:

Edge traversal - This indicates whether edge traversal is enabled (Yes) or disabled (No). When edge traversal is enabled, the application, service, or port to which the rule applies is globally addressable and accessible from outside a network address translation (NAT) or edge device.



Select one of the following options from the list:

Block edge traversal (default) - Prevent applications from receiving unsolicited traffic from the Internet through a NAT edge device.

Allow edge traversal - **Allow applications to receive unsolicited traffic directly from the Internet through a NAT edge device.**

Defer to user - Let the user decide whether to allow unsolicited traffic from the Internet through a NAT edge device when an application requests it.

Defer to application - Let each application determine whether to allow unsolicited traffic from the Internet through a NAT edge device.

<http://technet.microsoft.com/en-us/library/cc731927.aspx>

<http://technet.microsoft.com/en-us/library/dd421713%28v=ws.10%29.aspx>

QUESTION 211

Your network contains an Active Directory domain named contoso.com. The domain contains a member server named Server1. Server1 runs Windows Server 2012 and has the File Server server role installed. On Server1, you create a share named Documents. You need to ensure that users can recover files that they accidentally delete from Documents. What should you do?

- A. Enable shadow copies by using Computer Management.
- B. Modify the Startup type of the Volume Shadow Copy Service (VSS) by using the Services console.
- C. Create a recovery partition by using Windows Assessment and Deployment Kit (Windows ADK).
- D. Create a storage pool that contains a two-way mirrored volume by using Server Manager.

Correct Answer: A

Section: (none)

Explanation

Explanation/Reference:

If you enable Shadow Copies of Shared Folders on a volume using the default values, a task will be scheduled to create shadow copies at 7:00 A.M of next business day. The default storage area will be on the same volume, and its size will be 10 percent of the available space.

You can only enable Shadow Copies of Shared Folders on a per-volume basis—that is, you cannot select specific shared folders and files on a volume to be copied or not copied.

To enable and configure Shadow Copies of Shared Folders

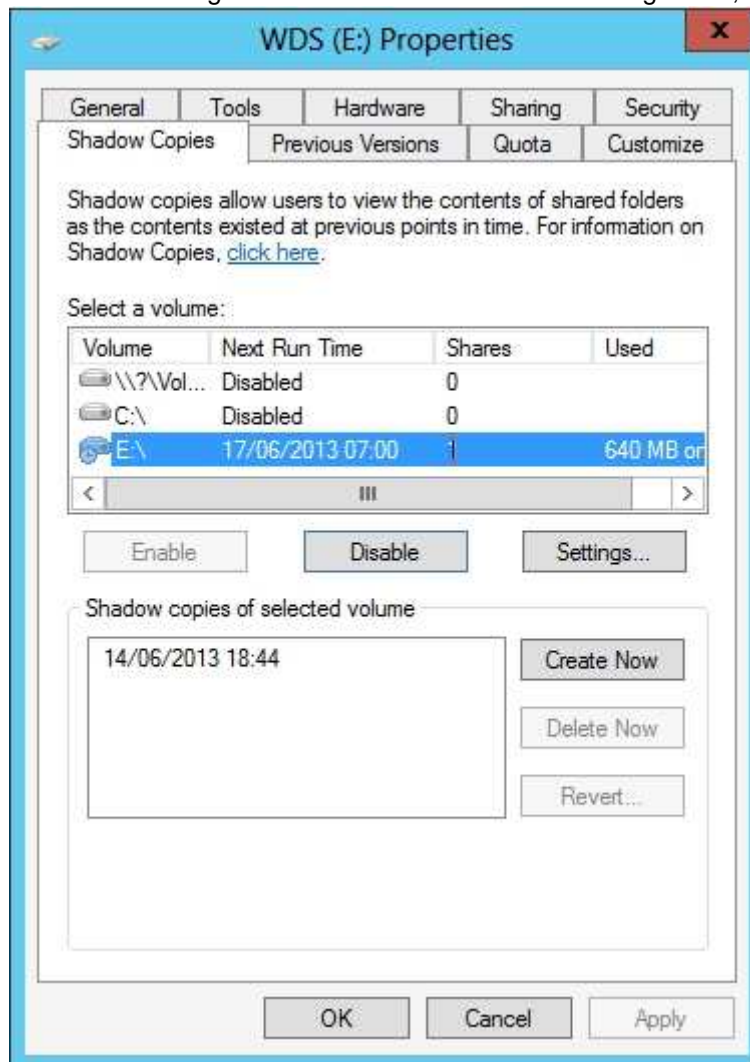
1. Click Start , point to Administrative Tools , and then click Computer Management .

2. In the console tree, right-click Shared Folders , click All Tasks , and then click Configure Shadow Copies .

3. In Select a volume , click the volume that you want to enable Shadow Copies of Shared Folders for, and then click Enable .

4. You will see an alert that Windows will create a shadow copy now with the current settings and that the settings might not be appropriate for servers with high I/O loads. Click Yes if you want to continue or No if you want to select a different volume or settings.

5. To make changes to the default schedule and storage area, click Settings .



<http://technet.microsoft.com/en-us/library/cc771893.aspx>

QUESTION 212

You have a server named Server1 that runs Windows Server 2012.

You need to create a new volume on Server1. The new volume must have the following configurations:

Be stored on a new virtual hard disk

Be assigned the drive letter G

Have the NTFS file system

In which order should you run the Diskpart commands?

To answer, move all the Diskpart commands from the list of commands to the answer area and arrange them in the correct order.

Select and Place:

Diskpart Commands	Answer Area
create vdisk	
attach vdisk	
assign	
format	
create partition	

Correct Answer:

Diskpart Commands	Answer Area
	create vdisk
	attach vdisk
	create partition
	assign
	format

Section: (none)

Explanation

Explanation/Reference:

Diskpart Commands	Answer Area
create vdisk	create vdisk
attach vdisk	attach vdisk
assign	create partition
format	assign
create partition	format

```

C:\>DISKPART

Microsoft DiskPart version 6.1.7015
Copyright (C) 1999-2008 Microsoft Corporation.
On computer: aviraj

DISKPART> CREATE VDISK FILE="c:\win7\win7.vhd" MAXIMUM=20000
DiskPart successfully created the virtual disk file.
DISKPART> SELECT VDISK FILE="c:\win7\win7.vhd"
DiskPart successfully opened the virtual disk file.
DISKPART> ATTACH VDISK
DiskPart successfully attached the virtual disk file.
DISKPART> CREATE PARTITION PRIMARY
DiskPart succeeded in creating the specified partition.
DISKPART> ASSIGN LETTER=X
DiskPart successfully assigned the drive letter or mount point.
DISKPART> FORMAT QUICK LABEL=Windows7
    100 percent completed
DiskPart successfully formatted the volume.
DISKPART> EXIT

```

Box 1: create vdisk

Box 2: attach vdisk

Box 3: create partition

Box 4: assign

Box 5: format

Note: Example:

create vdisk file="C:\vdisks\disk1.vhd" maximum=16000

attach vdisk

create partition primary

assign letter=g

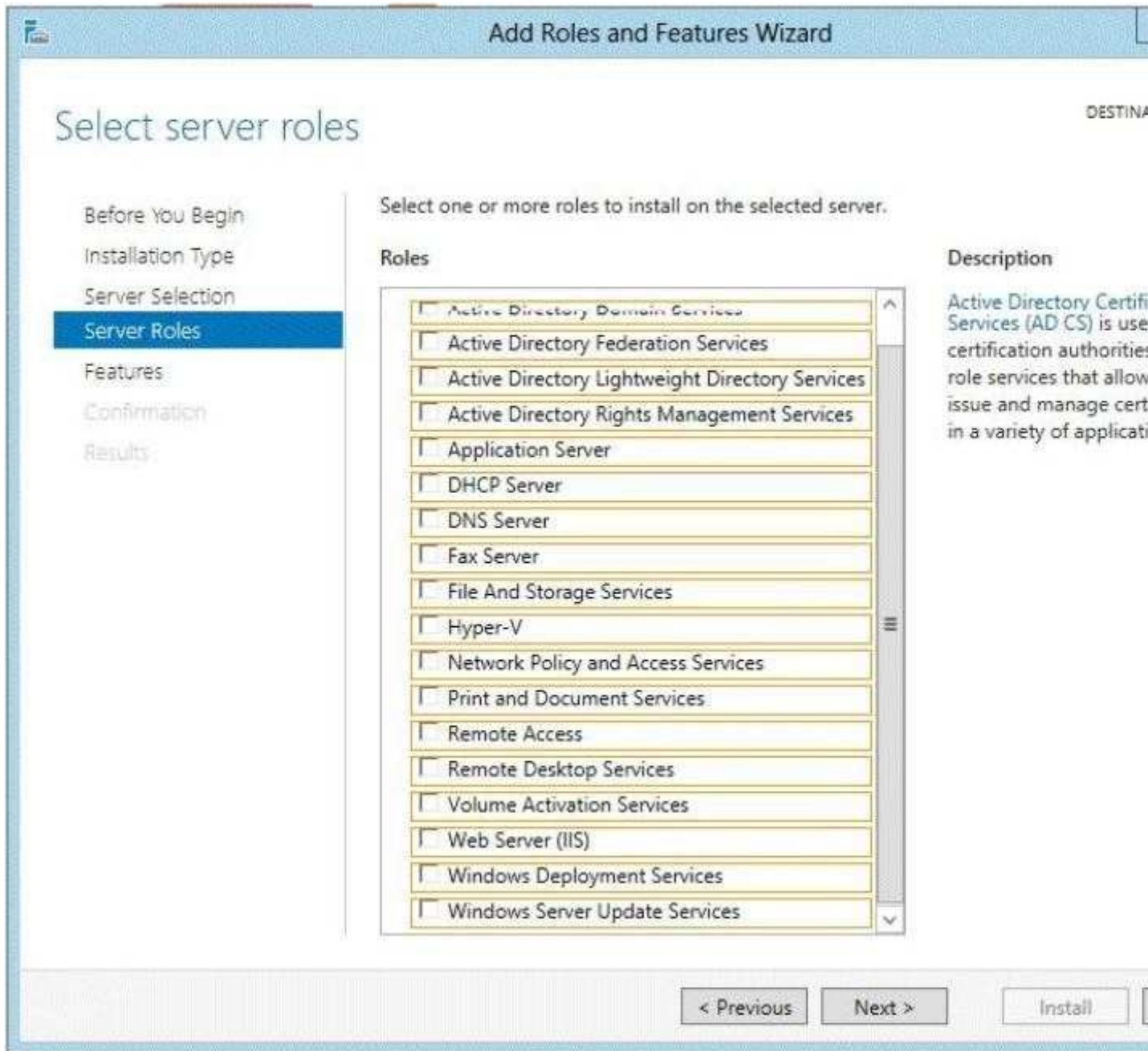
format

QUESTION 213

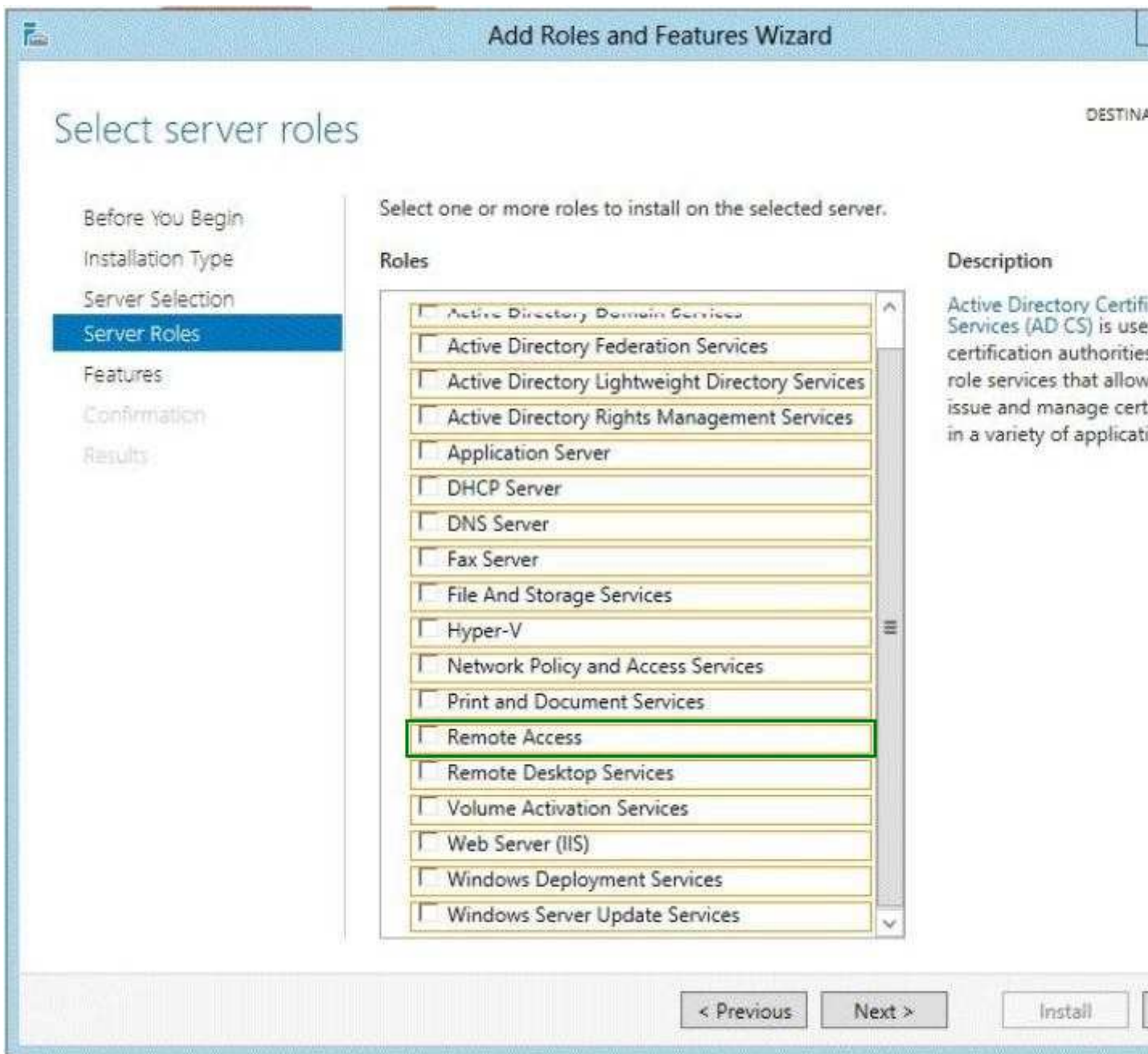
Your network contains an Active Directory domain named contoso.com. The network contains a DHCP server named DHCP1. You add a new network segment to the network. On the new network segment, you deploy a new server named Server1 that runs Windows Server 2012. You need to configure Server1 as a DHCP Relay Agent. Which server role should you install on Server1?

To answer, select the appropriate role in the answer area.

Point and Shoot:



Correct Answer:



Section: (none)

Explanation

Explanation/Reference:

If you opt to create a centralized or hybrid DHCP infrastructure, you will need a DHCP relay agent on every subnet that does not have a DHCP server on it. Many routers are capable of functioning as DHCP relay agents, but in situations where they are not, you can configure a Windows Server 2012 computer to function as a relay agent.

Routing and Remote Access Server Setup Wizard

Configuration

You can enable any of the following combinations of services, or you can customize this server.

- ☒ **Remote access (dial-up or VPN)**
Allow remote clients to connect to this server through either a dial-up connection or a secure virtual private network (VPN) Internet connection.
- ☐ **Network address translation (NAT)**
Allow internal clients to connect to the Internet using one public IP address.
- ☐ **Virtual private network (VPN) access and NAT**
Allow remote clients to connect to this server through the Internet and local clients to connect to the Internet using a single public IP address.
- ☐ **Secure connection between two private networks**
Connect this network to a remote network, such as a branch office.
- ☐ **Custom configuration**
Select any combination of the features available in Routing and Remote Access.

[For more information](#)

DHCP Relay Agent Properties

General

 **Dynamic Host Configuration Protocol (DHCP) Global**

The DHCP relay agent sends messages to the server addresses listed below.

Server address:

[For more information](#)

http://my.safaribooksonline.com/book/certification/9780735673151/4dot-deploying-and-configuring-core-network-services/objective_42_configure_servers.html

QUESTION 214

Your network contains an Active Directory domain named contoso.com. The domain contains a server named Server1. Server1 runs Windows Server 2012. You need to create 3-TB virtual hard disk (VHD) on

Server1. Which tool should you use?

- A. Server Manager
- B. New-StorageSubsystemVirtualDisk
- C. Computer Management
- D. Share and Storage Management

Correct Answer: D

Section: (none)

Explanation

Explanation/Reference:

Explanation:

With Share and Storage Management, you can provision storage on disks that are available on your server, or on storage subsystems that support Virtual Disk Service (VDS). The Provision Storage Wizard guides you through the process of creating a volume on an existing disk, or on a storage subsystem attached to your server. If the volume is going to be created on a storage subsystem, the wizard will also guide you through the process of creating a logical unit number (LUN) to host that volume. You also have the option of only creating the LUN, and using Disk Management to create the volume later.

QUESTION 215

Your network contains an Active Directory domain named contoso.com. The domain contains a server named Server1. Server1 runs Windows Server 2012 and has the Hyper-V server role installed. On Server1, you create and start a virtual machine named VM1. VM1 is configured as shown in the following table.

Setting	Configuration
Minimum RAM	2048 MB
Maximum RAM	4096 MB
Disk type	Fixed size
Disk size	100 GB

You plan to create a snapshot of VM1. You need to recommend a solution to minimize the amount of disk space used for the snapshot of VM1. What should you do before you create the snapshot?

- A. Run the Resize-VHD cmdlet.
- B. Run the Stop-VM cmdlet.
- C. Configure VM1 to have a smaller virtual disk.
- D. Run the Convert-VHD cmdlet.

Correct Answer: C

Section: (none)

Explanation

Explanation/Reference:

A dynamically expanding disk, on the other hand, is a VHD, which starts small -- usually at only a few kilobytes -- and expands as additional storage space is needed. It can only grow, however, to the size limit you designate in the setup wizard.

QUESTION 216

You have a server named Server1 that runs a Server Core installation of Windows Server 2012. Server1 is configured to obtain an IPv4 address by using DHCP. You need to configure the IPv4 settings of the network connection on Server1 as follows:

IP address: 10.1.1.1

Subnet mask: 255.255.240.0

Default gateway: 10.1.1.254

What should you run?

- A. Set-NetIPInterface
- B. netcfg.exe

- C. New-NetIPAddress
- D. msconfig.exe

Correct Answer: A

Section: (none)

Explanation

Explanation/Reference:

Set-NetIPInterface

Modifies IP interface properties.

The Set-NetIPInterface cmdlet modifies IP interface properties such as is DHCP, IPv6 neighbor discovery settings, router settings and Wake on LAN (WoL) settings.

[http://technet.microsoft.com/en-us/library/hh826125\(v=wps.620\).aspx](http://technet.microsoft.com/en-us/library/hh826125(v=wps.620).aspx)

A. The Set-NetIPInterface cmdlet modifies IP interface properties such as is DHCP, IPv6 neighbor discovery settings, router settings and Wake on LAN (WoL) settings. The NetIPInterface object is automatically created by the computer and thus the NetIPInterface object has no New or Remove verbs.

C. The New-NetIPAddress cmdlet creates IP address and the configuration properties of that IP address. To create a specific IP address object, the required parameters include an IP address (IPv4 or IPv6) and an interface (InterfaceIndex or InterfaceAlias). It is also recommended to define the prefix length, also known as a subnet mask, and default gateway.

D. System Configuration Utility (Msconfig.exe) automates the routine troubleshooting steps that Microsoft Product Support Services technicians use when diagnosing Windows configuration issues. You can use this tool to modify the system configuration through a process of elimination with check boxes, reducing the risk of typing errors.

QUESTION 217

Your network contains an Active Directory domain named contoso.com. The network contains 500 client computers that run Windows 8. All of the client computers connect to the Internet by using a web proxy. You deploy a server named Server1 that runs Windows Server 2012. Server1 has the DNS Server server role installed. You configure all of the client computers to use Server1 as their primary DNS server. You need to prevent Server1 from attempting to resolve Internet host names for the client computers. What should you do on Server1?

- A. Remove all root hints.
- B. Create a primary zone named "GlobalNames".
- C. Create a primary zone named "root".
- D. Create a stub zone named "root".

Correct Answer: C

Section: (none)

Explanation

Explanation/Reference:

Explanation:

When a zone that this DNS server hosts is a stub zone, this DNS server is a source only for information about the authoritative name servers for this zone. The zone at this server must be obtained from another DNS server that hosts the zone. This DNS server must have network access to the remote DNS server to copy the authoritative name server information about the zone.

Note:

You can use stub zones to:

- * Keep delegated zone information current. By updating a stub zone for one of its child zones regularly, the DNS server that hosts both the parent zone and the stub zone will maintain a current list of authoritative DNS servers for the child zone.

- * Improve name resolution. Stub zones enable a DNS server to perform recursion using the stub zone's list of name servers, without having to query the Internet or an internal root server for the DNS namespace.

- * Simplify DNS administration. By using stub zones throughout your DNS infrastructure, you can distribute a list of the authoritative DNS servers for a zone without using secondary zones. However, stub zones do not serve the same purpose as secondary zones, and they are not an alternative for enhancing redundancy

and load sharing.

Incorrect:

Not B:

* The DNS Server Role in Windows Server 2008 now supports the GlobalNames Zone. This has been introduced to assist organizations to move away from WINS and allow organizations to move to an all-DNS environment. Unlike WINS, The GlobalNames zone is not intended to be used for peer-to-peer name resolution.

* The DNS Server Role in Windows Server 2008 now supports the GlobalNames Zone. This has been introduced to assist organizations to move away from WINS and allow organizations to move to an all-DNS environment. Unlike WINS, The GlobalNames zone is not intended to be used for peer-to-peer name resolution.

Reference: Understanding Zone Types

QUESTION 218

Your network contains an Active Directory domain named adatum.com. The domain contains the servers shown in the following table.

Server name	Operating system	Configuration
DC1	Windows Server 2012	Domain controller
DC2	Windows Server 2008 R2 Service Pack 1 (SP1)	Domain controller
Server1	Windows Server 2008 R2 Service Pack 1 (SP1)	File server
Server2	Windows Server 2012	File server

You need to ensure that you can use Server Manager on DC1 to manage DC2. Which two tasks should you perform? (Each correct answer presents part of the solution. Choose two.)

- A. Install Microsoft .NET Framework 4 on DC2.
- B. Install Remote Server Administration Tools on DC1.
- C. Install Remote Server Administration Tools on DC2.
- D. Install Windows Management Framework 3.0 on DC2.

Correct Answer: AD

Section: (none)

Explanation

Explanation/Reference:

Windows Management Framework 3.0 To use this release of Server Manager to access and manage remote servers that are running Windows Server 2008 or Windows Server 2008 R2, you must first install .NET Framework 4.0, and then install Windows Management Framework 3.0 on those servers. Note: In Windows Server 2012, you can use Server Manager to perform management tasks on remote servers. Remote management is enabled by default on servers that are running Windows Server 2012. To manage a server remotely by using Server Manager, you add the server to the Server Manager server pool. You can use Server Manager to manage remote servers that are running Windows Server 2008 and Windows Server 2008 R2, but the following updates are required to fully manage these older operating systems (see above). Reference: Configure Remote Management in Server Manager

QUESTION 219

You have a file server named Server1 that runs Windows Server 2012. Server1 contains a folder named Folder1. You share Folder1 as Share1 by using Advanced Sharing. Access-based enumeration is enabled. Share1 contains an application named Appl.exe. You configure the NTFS permissions on Folder1 as shown in the following table.

Group name	NTFS permission
Group1	Read & Execute
Group2	Read & Execute, Write

The members of Group2 report that they cannot make changes to the files in Share1. The members of Group1 and Group2 run Appl.exe successfully. You need to ensure that the members of Group2 can edit the files in Share1. What should you do?

- A. Edit the Share permissions.
- B. Disable access-based enumeration.
- C. Replace the NTFS permissions on all of the child objects.
- D. Edit the NTFS permissions.

Correct Answer: A

Section: (none)

Explanation

Explanation/Reference:

Suppose you've shared a folder on a Windows Server 2012 system and you've created the share as a read-only share, but the NTFS permissions for the folder are Full Control for the Everyone group. When conflicts like this arise between share and NTFS permissions, the most restrictive permission set wins out. There are a number of additional settings that you can enable for the share. **ABE allows users to see just the files and folders to which they have been granted access and not even be able to see that other items exist.**

<http://blogs.technet.com/b/keithmayer/archive/2012/10/21/ntfs-shared-folders-a-whole-lot-easier-in-windows-server-2012.aspx>

<http://www.techrepublic.com/blog/networking/how-to-share-a-folder-in-windows-server-2012/6057>

<http://www.techrepublic.com/blog/networking/windows-server-2012-tips-for-setting-share-vs-ntfs-permissions/6204>

QUESTION 220

Your network contains an Active Directory domain named contoso.com.

Computer accounts for the marketing department are in an organizational unit (OU) named Departments\Marketing\Computers. User accounts for the marketing department are in an OU named Departments\Marketing\Users.

Marketing users can only log on to the client computers in the Departments\Marketing\Computers OU.

You need to apply an application control policy to all of the marketing users.

Which Group Policy Object (GPO) should you configure?

To answer, select the appropriate GPO in the answer area.

Hot Area:



Correct Answer:

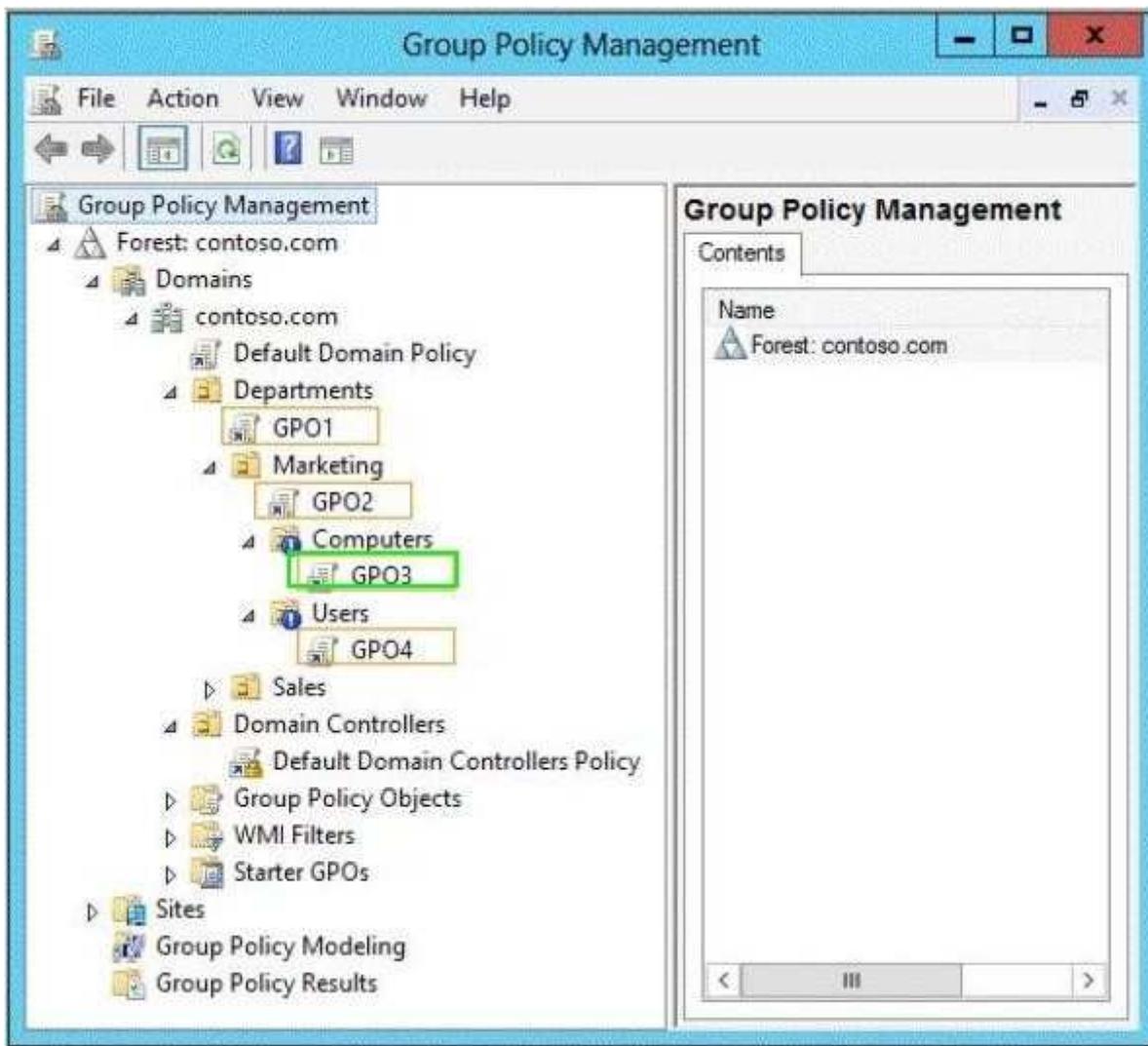


Section: (none)

Explanation

Explanation/Reference:

Control applications by computer, not user



<http://technet.microsoft.com/en-us/library/ee449496%28v=ws.10%29.aspx>

QUESTION 221

You have a server named Server1 that runs a Server Core installation of Windows Server 2012. Server1 is configured to obtain an IPv4 address by using DHCP. You need to configure the IPv4 settings of the network connection on Server1 as follows:

IP address: 10.1.1.1

Subnet mask: 255.255.240.0

Default gateway: 10.1.1.254

What should you run?

- A. Set-NetIPv4Protocol
- B. ipconfig.exe
- C. netsh.exe
- D. msconfig.exe

Correct Answer: C

Section: (none)

Explanation

Explanation/Reference:

In order to configure TCP/IP settings such as the IP address, Subnet Mask, Default Gateway, DNS and WINS addresses and many other options you can use Netsh.exe. Incorrect:

Not A: The command Set-NetIPv4Protocol modifies information about the IPv4 Protocol configuration.

The Set-NetIPv4Protocol cmdlet modifies the global IPv4 protocol configuration for the computer. This includes parameters such as the default hop limit, the neighbor cache limit, and multi-cast configuration.

not B: Windows Server 2012 Core still has IPCONFIG.EXE that can be used to view the IP configuration.

Modern servers typically come with several network interface ports. This causes IPCONFIG.EXE to scroll off the screen when viewing its output. Consider piping the output of IPCONFIG.EXE to a file and view it with Notepad.exe.

QUESTION 222

Your network contains an Active Directory domain named contoso.com. The domain contains a server named Server1. Server1 runs Windows Server 2012 and has the Hyper-V server role installed. On Server1, you create and start a virtual machine named VM1. VM1 is configured as shown in the following table.

Setting	Configuration
Minimum RAM	2048 MB
Maximum RAM	4096 MB
Disk type	Fixed size
Disk size	100 GB

You need to recommend a solution to minimize the amount of disk space used for the snapshot of VM1. What should you do before you create the snapshot?

- A. Convert disk1.vhd to a dynamically expanding disk.
- B. Shutdown VM1.
- C. Decrease the Minimum RAM.
- D. Decrease the Maximum RAM.

Correct Answer: A

Section: (none)

Explanation

Explanation/Reference:

QUESTION 223

Your network contains an Active Directory domain named contoso.com. The domain contains a server named Server 1. Server1 runs Windows Server 2012. You need to create 3-TB virtual hard disk (VHD) on Server1. Which tool should you use?

- A. New-StorageSubsystemVirtualDisk
- B. Share and Storage Management
- C. Computer Management
- D. File Server Resource Manager (FSRM)

Correct Answer: B

Section: (none)

Explanation

Explanation/Reference:

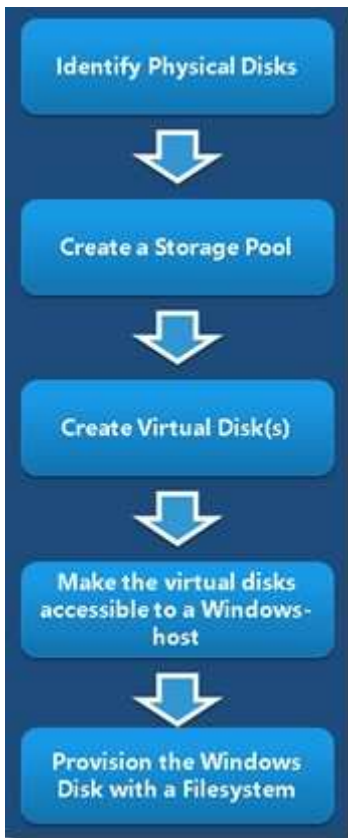
Storage Pools aggregate physical storage devices into cohesive units where it's relatively easy to add storage capacity by adding additional storage. The devices in storage pools don't have to be homogenous from the perspective of either device or storage size; you can mix and match devices and sizes here.

Storage Spaces takes that concept even further by **allowing you to create virtual disks** that have the same characteristics as physical devices: they can be attached, removed, backed up, and otherwise managed exactly the same as traditional physical disks. But Spaces have even more useful features and capabilities, including enhanced capabilities when combined with virtualization and private cloud solutions. They also have additional capabilities on the backup, recovery, and high-availability front, and improvement in the realm of thin provisioning as well.

Explanation:

With Share and Storage Management, you can provision storage on disks that are available on your server, or on storage subsystems that support Virtual Disk Service (VDS). The Provision Storage Wizard guides you through the process of creating a volume on an existing disk, or on a storage subsystem attached to your server. If the volume is going to be created on a storage subsystem, the wizard will also guide you

through the process of creating a logical unit number (LUN) to host that volume. You also have the option of only creating the LUN, and using Disk Management to create the volume later.



Incorrect:

Not D: File Server Resource Manager is a suite of tools for Windows Server that allows administrators to understand, control, and manage the quantity and type of data that is stored on their servers. By using File Server Resource Manager, administrators can place quotas on folders and volumes, actively screen files, and generate comprehensive storage reports. This set of advanced instruments not only helps the administrator efficiently monitor existing storage resources, but it also aids in the planning and implementation of future policy changes.

<http://www.petri.co.il/top-10-windows-server-2012-features.htm>

<http://technet.microsoft.com/en-us/library/hh831746.aspx>

http://download.microsoft.com/download/A/B/E/ABE02B78-BEC7-42B0-8504-C880A1144EE1/WS%202012%20White%20Paper_Storage.pdf

<http://www.microsoft.com/en-us/server-cloud/windows-server/storage.aspx>

With Share and Storage Management, you can provision storage on disks that are available on your server, or on storage subsystems that support Virtual Disk Service (VDS). The Provision Storage Wizard guides you through the process of creating a volume on an existing disk, or on a storage subsystem attached to your server. If the volume is going to be created on a storage subsystem, the wizard will also guide you through the process of creating a logical unit number (LUN) to host that volume. You also have the option of only creating the LUN, and using Disk Management to create the volume later.

Incorrect:

Not D: File Server Resource Manager is a suite of tools for Windows Server that allows administrators to understand, control, and manage the quantity and type of data that is stored on their servers. By using File Server Resource Manager, administrators can place quotas on folders and volumes, actively screen files, and generate comprehensive storage reports. This set of advanced instruments not only helps the administrator efficiently monitor existing storage resources, but it also aids in the planning and implementation of future policy changes.

QUESTION 224

Your network contains an Active Directory domain named contoso.com. The domain contains three member servers. The servers are configured as shown in the following table.

Server name	Operating system	Server role
Server1	Windows Server 2012	Windows Deployment Services
Server2	Windows Server 2008 R2	Windows Server Update Services
Server3	Windows Server 2012	Print and Document Services

All client computers run Windows 8. All client computers receive updates from Server2. On Servers, you add a shared printer named Printer1. Printer1 uses a Type 4 driver that is not included in the Windows 8 installation media. You need to ensure that when users connect to the printer for the first time, the printer driver is installed automatically on their client computer. What should you do?

- A. From the Windows Deployment Services console on Server1, add the driver package for Printer1.
- B. From the Update Services console on Server2, import and approve updates.
- C. From Windows PowerShell on Server3, run the Add-PrinterDriver cmdlet.
- D. From the Print Management console on Server3, add additional drivers for Printer1.

Correct Answer: B

Section: (none)

Explanation

Explanation/Reference:

QUESTION 225

Your network contains an Active Directory domain named contoso.com. The domain contains a member server named Server1 and a domain controller named DC2. All servers run Windows Server 2012. All domain controllers are configured as DNS servers. On Server1, you open Server Manager and you add DC2 as another server to manage. From Server Manager on Server2, you right-click DC2. You need to ensure that when you right-click DC2, you see the option to run DNS Manager. What should you do?

- A. In the domain, add Server1 to the DNS Admins group.
- B. On DC2 and Server1, run winrmquickconfig.
- C. On DC2, install the Feature Administration Tools.
- D. On Server1, install the Role Administration Tools.

Correct Answer: D

Section: (none)

Explanation

Explanation/Reference:

If you have installed Windows Server 2012 Roles and Features using PowerShell or remote server admin tools or new multi server manager console, you will see that the management tools are missing from the server on which you just have enabled the role or feature. This is because Microsoft has provided more granular control on what is installed on the Windows Server 2012. As an administrator we have choice to include or not to include management tools while installing the Roles and Features we choose.

The goal for Windows Server 2012 administration is to manage remotely from Windows Server 2012 box that will act as the management host for all servers and will be accessed by all the IT administrators.

Typically, when a role is installed, the associated administration tools are also installed.

However, sometimes you simply need to **add additional administrative tools.**



Select features

Before You Begin

Installation Type

Server Selection

Server Roles

Features

Confirmation

Results

Select one or more features to install on the selected server.

Features

- ☐ Remote Differential Compression
- ☒ Remote Server Administration Tools (Installed)
 - ☐ Feature Administration Tools
 - ☒ Role Administration Tools (Installed)
 - ☒ AD DS and AD LDS Tools (Installed)
 - ☒ Hyper-V Management Tools (Installed)
 - ☒ Remote Desktop Services Tools (Installed)
 - ☐ Windows Server Update Services Tools
 - ☐ Active Directory Certificate Services Tools
 - ☐ Active Directory Rights Management Services Tools
 - ☒ DHCP Server Tools
 - ☒ DNS Server Tools
 - ☐ Fax Server Tools
 - ☒ File Services Tools
 - ☐ DFS Management Tools
 - ☐ File Server Resource Manager Tools
 - ☐ Services for Network File System Management Tools
 - ☒ Share and Storage Management Tool
 - ☐ Network Policy and Access Services Tools
 - ☐ Print and Document Services Tools
 - ☐ Remote Access Management Tools
 - ☐ Volume Activation Tools
 - ☐ Windows Deployment Services Tools
- ☐ RPC over HTTP Proxy
- ☐ Simple TCP/IP Services
- ☐ SMTP Server
- ☐ SNMP Service
- ☐ Subsystem for UNIX-based Applications [Deprecated]

<http://technet.microsoft.com/en-us/library/cc731420%28v=ws.10%29.aspx>

<http://windowsitpro.com/windows-server-2012/q-im-missing-some-windows-server-2012-administration-tools-how-do-i-add-them>

QUESTION 226

Your network contains an Active Directory domain named contoso.com. The domain contains 20 computer

accounts in an organizational unit (OU) named OU1. A user account named User1 is in an OU named OU2. You are configuring a Group Policy object (GPO) named GPO1. You need to assign User1 the Back up files and directories user right to all of the computer accounts in OU1. Which two actions should you perform? (Each correct answer presents part of the solution. Choose two.)

- A. Link GPO1 to OU1.
- B. Link GPO1 to OU2.
- C. Modify the Delegation settings of GPO1.
- D. From User Configuration in GPO1, modify the security settings.
- E. From Computer Configuration in GPO1, modify the security settings.

Correct Answer: AE

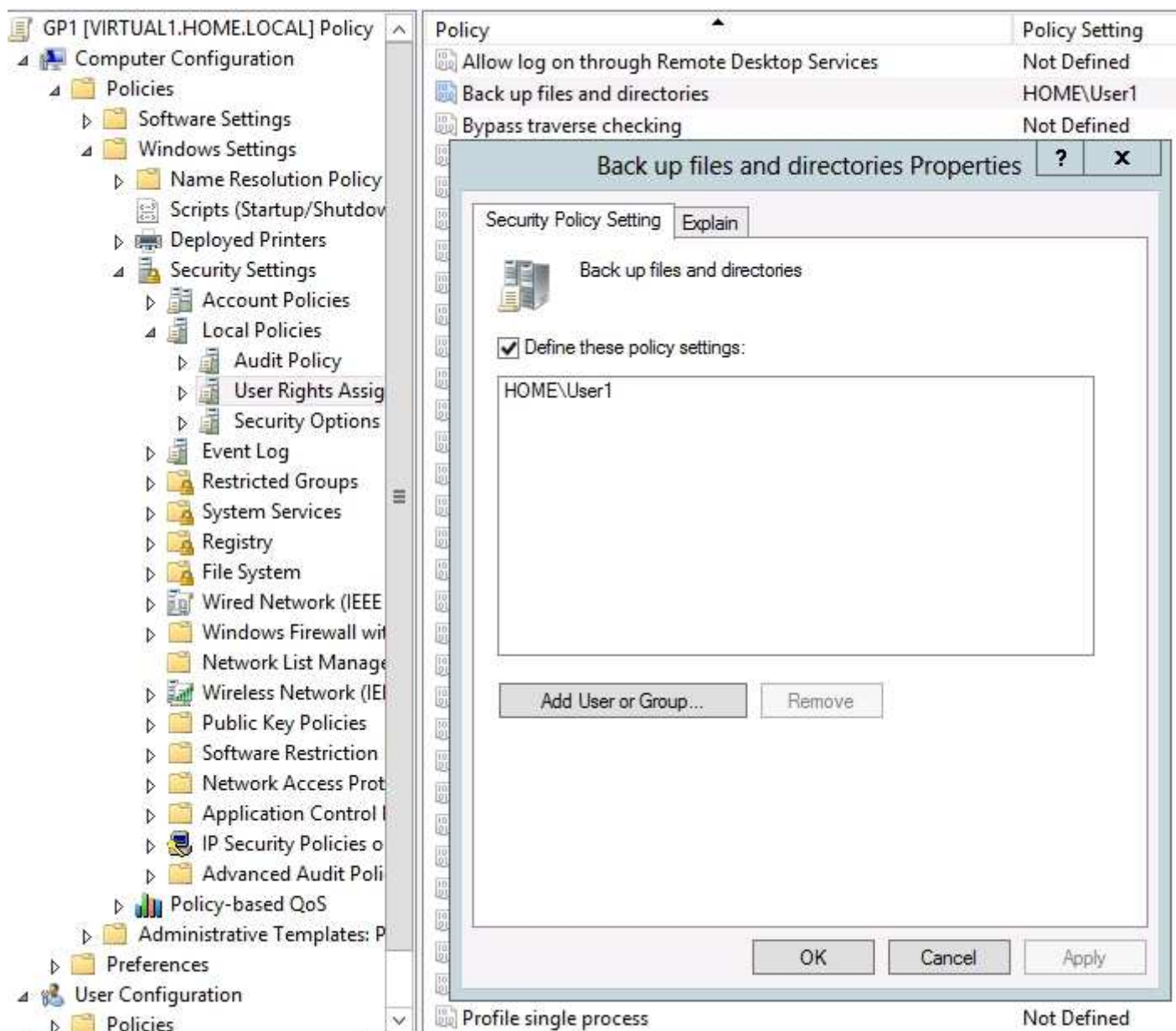
Section: (none)

Explanation

Explanation/Reference:

- A. **You have to Link a GPO to an object in order for it to be applied to that object**
- B. Wrong object to link the GPO
- C. Delegation settings refer to delegating control over the properties of the GPO
- D. User Configuration typically contains subitems for Software Settings, Windows Settings, and Administrative Templates
- E. **Backup Files and Directories are found in Computer Configuration\Windows Settings\Local Policies\User Rights Assignment**

Back up files and directories - This user right determines which users can bypass file and directory, registry, and other persistent object permissions for the purposes of backing up the system.



Specifically, this user right is similar to granting the following permissions to the user or group in question on all files and folders on the system:

- Traverse Folder/Execute File
- List Folder/Read Data
- Read Attributes
- Read Extended Attributes
- Read Permissions

Caution:

Assigning this user right can be a security risk. Since there is no way to be sure that a user is backing up data, stealing data, or copying data to be distributed, only assign this user right to trusted users.

Default on workstations and servers: Administrators, Backup Operators.

Default on domain controllers: Administrators, Backup Operators, Server Operators

<http://www.microsoft.com/en-us/download/details.aspx?id=25250>

QUESTION 227

Your network contains a Hyper-V host named Server1 that runs Windows Server 2012. Server1 hosts a virtual machine named VM1 that runs Windows Server 2012. You take a snapshot of VM1, and then you

install an application on VM1. You verify that the application runs properly. You need to ensure that the current state of VM1 is contained in a single virtual hard disk file. The solution must minimize the amount of downtime on VM1. What should you do?

- A. From Hyper-V Manager, delete the snapshot.
- B. From a command prompt, run `dism.exe` and specify the `/commit-image` parameter.
- C. From a command prompt, run `dism.exe` and specify the `/delete-image` parameter.
- D. From Hyper-V Manager, inspect the virtual hard disk.

Correct Answer: A

Section: (none)

Explanation

Explanation/Reference:

Virtual machine snapshots are file-based snapshots of the state, disk data, and configuration of a virtual machine at a specific point in time.

You can take multiple snapshots of a virtual machine, even while it is running.

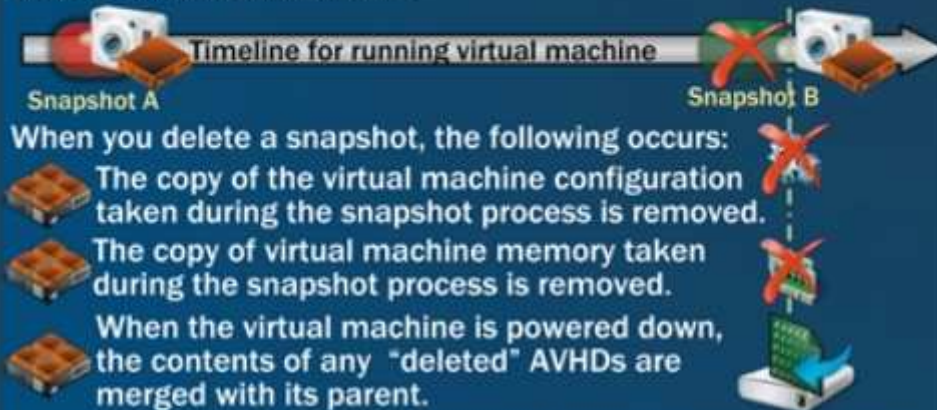
You can then revert the virtual machine to any of the previous states by applying a snapshot to the virtual machine.

Taking a snapshot of a VM is to in essence freeze the current state and make it a parent disk based on current state, and at the same time create a child disk to capture all subsequent changes. - See more at: Snapshots require adequate storage space. Snapshots are stored as `.avhd` files in the same location at the virtual hard disk. Taking multiple snapshots can quickly consume a large amount of storage space.

When you use Hyper-V Manager to delete a snapshot, the snapshot is removed from the snapshot tree but the `.avhd` file is not deleted until you turn off the virtual machine.

Snapshot Deletion

Deleting a snapshot deletes all the saved state files (.bin and .vsv files). Hyper-V takes different actions on AVHDs, depending on the location of deleted snapshots relative to the running state of the virtual machine.



Deleting a snapshot subtree deletes the selected snapshot and any snapshots listed hierarchically underneath it.



Deleting a snapshot between the first snapshot and the running state of the virtual machine preserves AVHDs. When the virtual machine is shut down, the data in the AVHDs is merged with the parent.

If the deleted snapshot exists on a different branch or the same branch but at a point in time after the running state of the virtual machine, then the AVHD is deleted immediately.

<http://www.laneolson.ca/2009/10/09/hyper-v-snapshots-and-disk-space/>

<http://blogs.technet.com/b/yungchou/archive/2013/01/23/hyper-v-virtual-hard-disk-vhd-operations-explained.aspx>

<http://zoom.it/12u8>

http://www.server-talk.eu/wp-content/uploads/article_2010-05-28_02.png

http://blogs.msdn.com/b/virtual_pc_guy/archive/2009/04/15/what-happens-when-i-delete-a-snapshot-hyper-v.aspx

<http://blogs.technet.com/b/yungchou/archive/2013/01/23/hyper-v-virtual-hard-disk-vhd-operations-explained.aspx>

<http://blogs.technet.com/b/josebda/archive/2012/03/20/windows-server-8-beta-hyper-v-over-smb-quick-provisioning-a-vm-on-an-smb-file-share.aspx>

QUESTION 228

You have a server named Server1 that runs Windows Server 2012. A network technician installs a new disk on Server1 and creates a new volume. The properties of the new volume. You need to ensure that you can restore files on volume D by using the Previous Versions tab. What should you do first?

- A. Convert the disk to a dynamic disk.
- B. Format volume D.

- C. Install the File Server Resource Manager role service.
- D. Run the convert.exe command.

Correct Answer: B

Section: (none)

Explanation

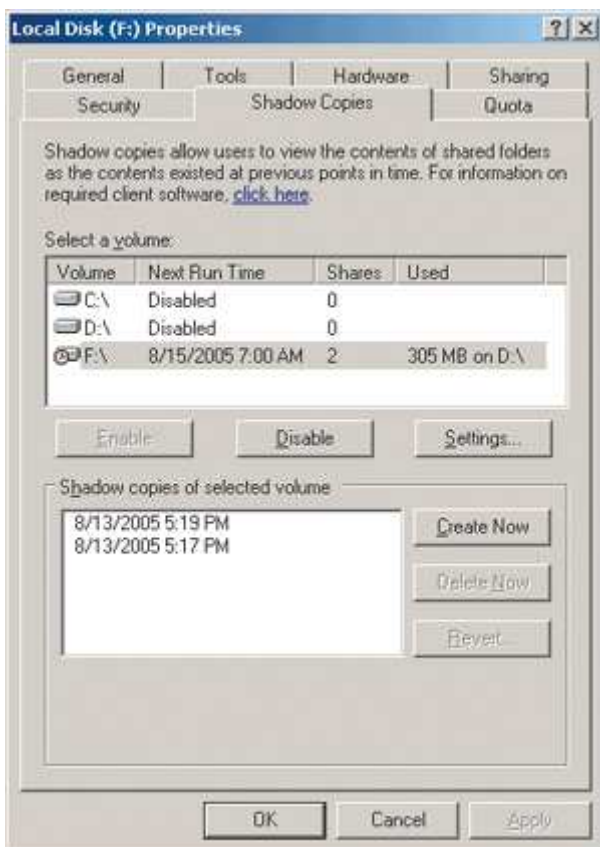
Explanation/Reference:

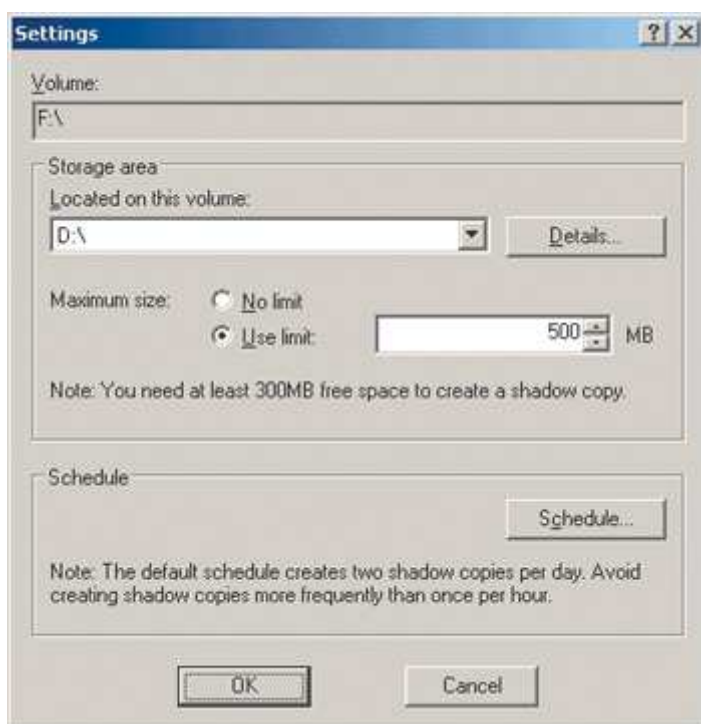
Shadow Copies for Shared Folders is activated at the volume level.

The volume to be enabled for shadow copies must use NTFS and can be saved **either on a basic disk or a dynamic disk**.

Assigning a drive letter to the volume is optional; an NTFS volume with shadow copy enabled can be mounted as a folder on another NTFS volume.

You can only enable Shadow Copies of Shared Folders on a per-volume basis; that is, you cannot select specific shared folders and files on a volume to be copied or not copied. By default, the shadow copies will be stored on the volume that is being copied (the source volume). If you have more than one drive available on your server, you should use a separate volume on another disk to store the shadow copies. This eliminates the possibility that high input/output (I/O) load will cause shadow copies to be deleted. This is the recommended configuration for heavily used file servers.





<http://technet.microsoft.com/pt-pt/magazine/2006.01.rapidrecovery%28en-us%29.aspx>
<http://technet.microsoft.com/en-us/library/cc875808.aspx>

QUESTION 229

Your network contains an Active Directory domain named contoso.com. The domain contains a server named Server1. Server1 runs Windows Server 2012 and has the Hyper-V server role installed. On Server1, you create and start a virtual machine named VM1.

Setting	Configuration
Minimum RAM	2048 MB
Maximum RAM	4096 MB
Disk type	Fixed size
Disk size	100 GB

VM1 is configured as shown in the following table. You plan to create a snapshot of VM1. You need to recommend a solution to minimize the amount of disk space used for the snapshot of VM1. What should you do before you create the snapshot?

- A. Shut down VM1.
- B. Decrease the Minimum RAM.
- C. Decrease the Maximum RAM.
- D. Configure VM1 to have a smaller virtual disk.
- E. Convert disk1.vhd to a dynamically expanding disk.
- F. Run the Stop-VM cmdlet.
- G. Run the Resize-VHD cmdlet.
- H. Run the Convert-VHD cmdlet.

Correct Answer: AF

Section: (none)

Explanation

Explanation/Reference:

Virtual machine snapshots are file-based snapshots of the state, disk data, and configuration of a virtual machine at a specific point in time.

You can take multiple snapshots of a virtual machine, even while it is running.

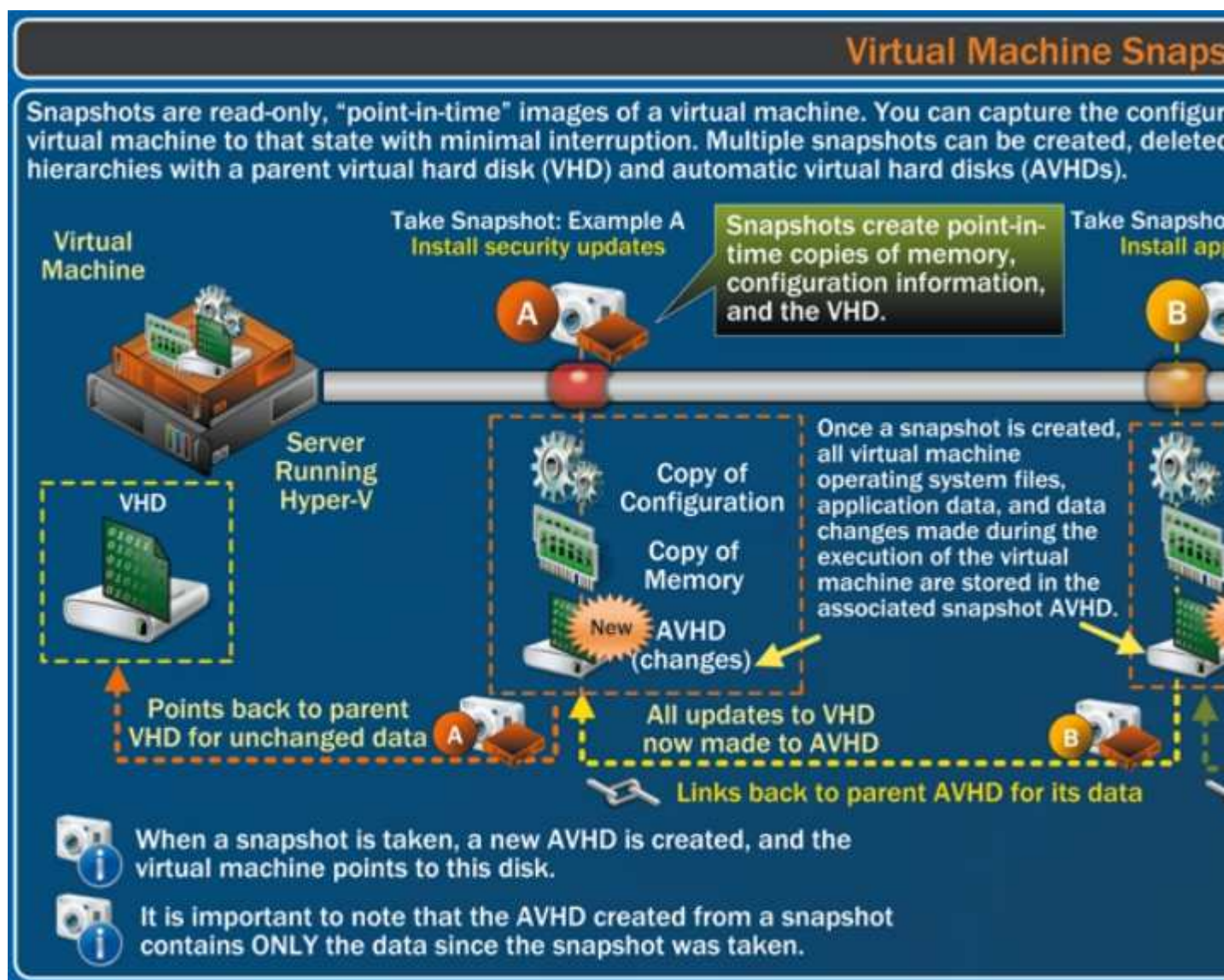
You can then revert the virtual machine to any of the previous states by applying a snapshot to the virtual machine.

Taking a snapshot of a VM is to in essence freeze the current state and make it a parent disk based on current state, and at the same time create a child disk to capture all subsequent changes. - See more at: Snapshots require adequate storage space. Snapshots are stored as .avhd files in the same location at the virtual hard disk. Taking multiple snapshots can quickly consume a large amount of storage space.

When you use Hyper-V Manager to delete a snapshot, the snapshot is removed from the snapshot tree but the .avhd file is not deleted until you turn off the virtual machine.

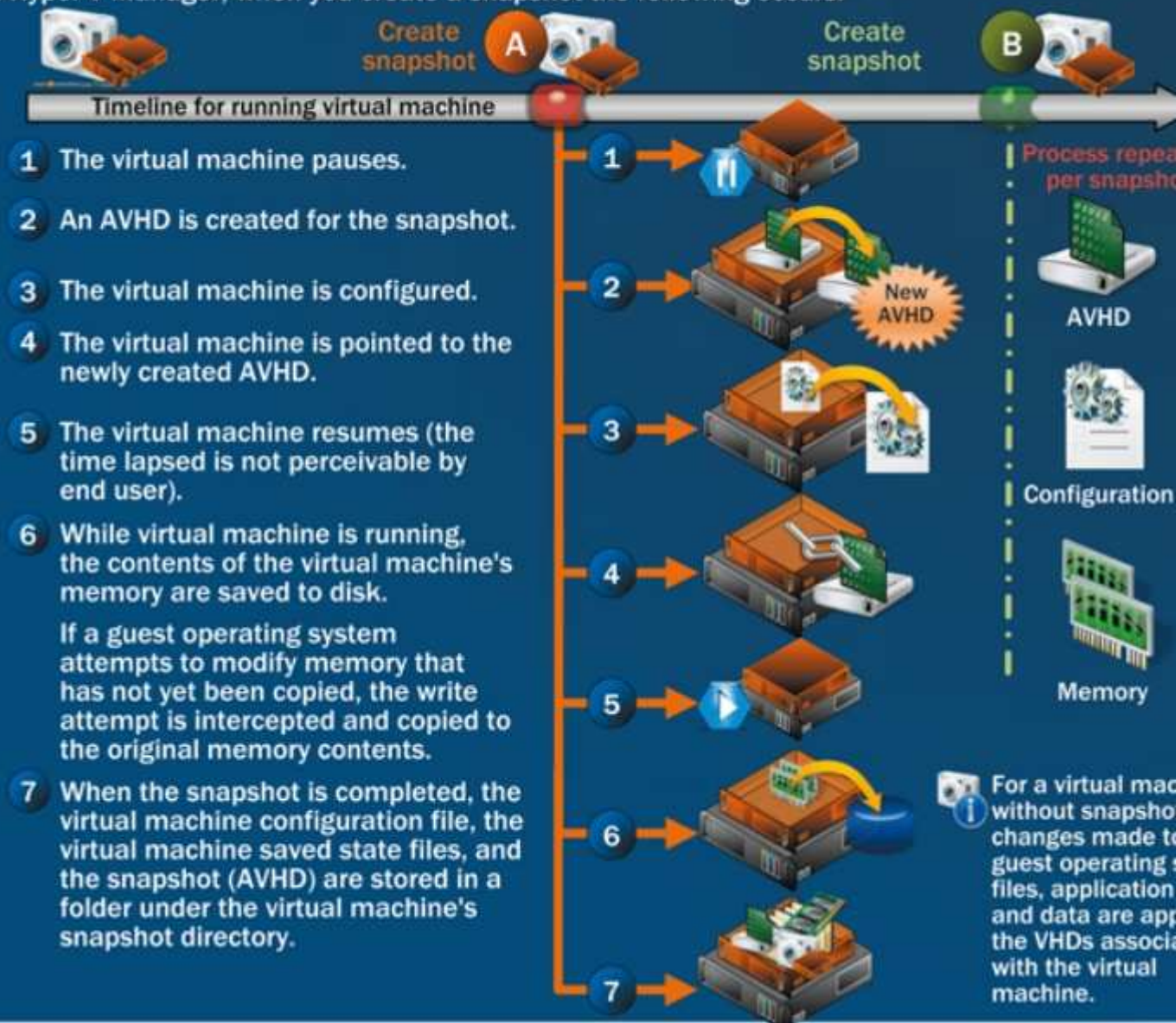
Each snapshot introduces a parent-child dependency of the runtime environment when the snapshot was taken, and over time a series of backups will result in a multi-level hierarchy of snapshots with nested parent-child dependencies.

When you have systems that are required to be up and running 24/7 it basically throws away any use that snapshots have. It seems somewhat ridiculous that you have to bring a system down to delete the snapshot when one of the reasons you created the snapshot was to help reduce downtime in case something goes wrong. It is even more ridiculous that **if you don't power down your system and wait for the vhd to merge, the snapshot will continue to grow** until the system comes crashing down due to a lack of disk space! (Microsoft does not recommend snapshots for production environments)



Snapshot Creation

In Hyper-V Manager, when you create a snapshot the following occurs:



Applying Virtual Machine S

Applying a snapshot to a virtual machine basically means copying the complete virtual machine state. Applying a snapshot effectively returns your current working state to the previous snapshot state. Any unsaved data in the current state is lost. It is recommended to take a new snapshot of the current virtual machine state before you apply the selected snapshot.

When you apply a snapshot of a running virtual machine, the following occurs:

- 1 The virtual machine saved state files (.bin, .vsv) are copied.
- 2 A new AVHD is created, and then linked to the parent AVHD.



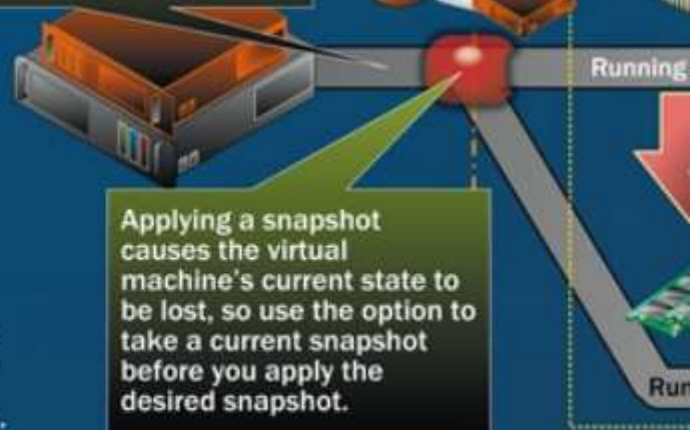
When a snapshot is applied, the original snapshot remains and is not modified when applied.



Snapshots should NOT be used as a substitute for backups because virtual machine snapshots are not the same as backups created by a Volume Shadow Copy Service (VSS) writer. We do not recommend using virtual machine snapshots as a permanent data or system recovery solution.

Applying any previous snapshot creates another branch to the snapshot hierarchy, starting at the applied snapshot.

Take Snapshot:
Example A
Install security updates



<http://www.laneolson.ca/2009/10/09/hyper-v-snapshots-and-disk-space/>

<http://blogs.technet.com/b/yungchou/archive/2013/01/23/hyper-v-virtual-hard-disk-vhd-operations-explained.aspx>

<http://zoom.it/12u8>

http://www.server-talk.eu/wp-content/uploads/article_2010-05-28_02.png

http://blogs.msdn.com/b/virtual_pc_guy/archive/2009/04/15/what-happens-when-i-delete-a-snapshot-hyper-v.aspx

QUESTION 230

Your network contains an Active Directory domain named contoso.com. The domain contains a server named Server1. Server1 runs Windows Server 2012. You need to create 3-TB virtual hard disk (VHD) on Server1. Which tool should you use?

- A. Diskpart
- B. Server Manager
- C. Computer Management
- D. New-VirtualDisk
- E. Share and Storage Management
- F. File Server Resource Manager (FSRM)
- G. New-StorageSubsystemVirtualDisk
- H. New-StoragePool

Correct Answer: AC

Section: (none)

Explanation

Explanation/Reference:

Diskpart - "create vdisk file=c:\test.vhd maximum=3000000 type=expandable"

New-VirtualDisk - Creates a new virtual disk in the **specified storage pool**. "New-VirtualDisk -StoragePoolFriendlyName CompanyData -FriendlyName UserData -Size 100GB"

Share and Storage Management, You can use this to manage all volumes that are available on your server with Windows 2008, **at windows 2012 it's File and Storage Services Role**

```
Administrator: cmd - diskpart

Copyright (C) 1999-2012 Microsoft Corporation.
On computer: HU1

DISKPART> create vdisk file="D:\UHD\UHDviaDiskpart.vhd" maximum=5000 type=expandable

100 percent completed

DiskPart successfully created the virtual disk file.

DISKPART> select vdisk file="D:\UHD\UHDviaDiskpart.vhd"

DiskPart successfully selected the virtual disk file.

DISKPART> attach vdisk

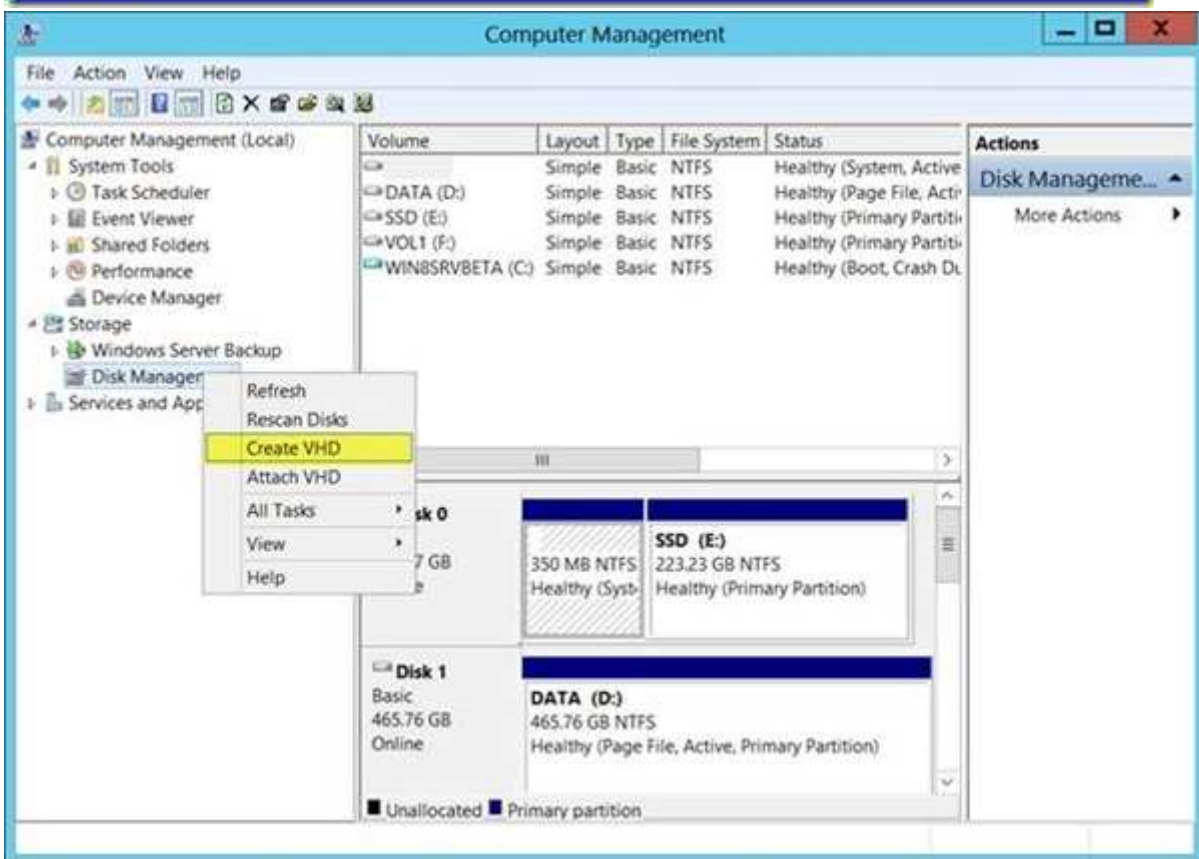
100 percent completed

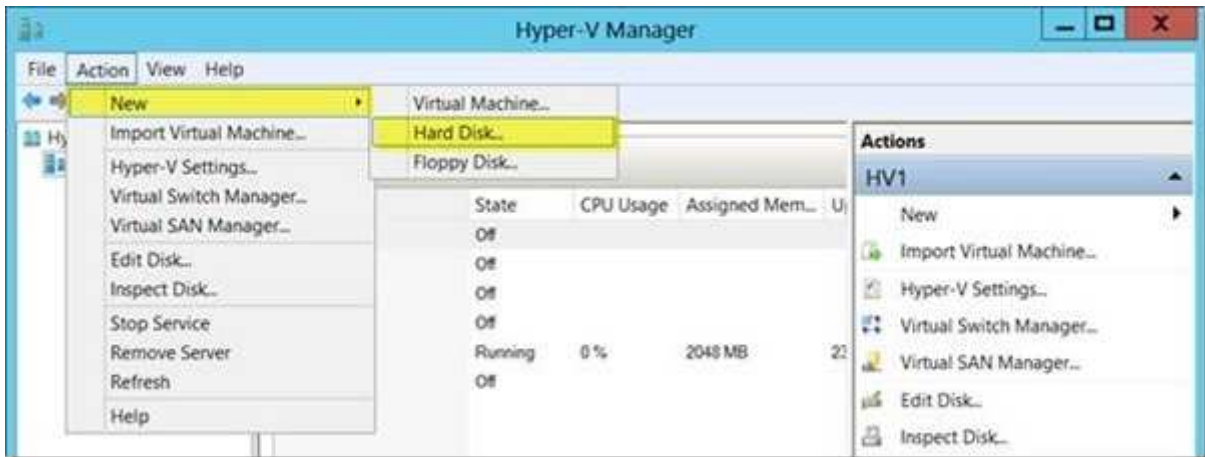
DiskPart successfully attached the virtual disk file.

DISKPART> list disk

Disk ###  Status        Size      Free      Dyn  Gpt
-----  -
Disk 0    Online       223 GB    1024 KB
Disk 1    Online       465 GB    1024 KB
Disk 2    Online        39 GB      0 B
Disk 8    Online        36 GB     23 GB
Disk 12   Online        10 GB      9 GB
Disk 13   Online       5000 MB   5000 MB

DISKPART>
```





<http://www.hyper-v.nu/archives/hvredevoort/2012/01/windows-8-storage-and-hyper-v-part-2-vhdx-and-powershell/>

<http://www.hyper-v.nu/archives/hvredevoort/2012/04/windows-8-storage-and-hyper-v-part-3-the-art-of-creating-a-vhd-2/>

<http://technet.microsoft.com/library/hh831487>

QUESTION 231

Server 1 and Server2 host a load-balanced application pool named AppPool1. You need to ensure that AppPool1 uses a group Managed Service Account as its identity. Which 3 actions should you perform?

- A. I believe it should be Install a domain controller that runs Windows Server 2012, Run the New-ADServiceAccount cmdlet, Modify the settings of AppPool1.
- B. Configure the Security settings of the contoso.com zone.
- C. Add a second legacy network adapter, and then run the Set-VMNetworkAdaptercmdlet.
- D. From Windows Powershell, run Get-DNSServerDiagnostics.

Correct Answer: A

Section: (none)

Explanation

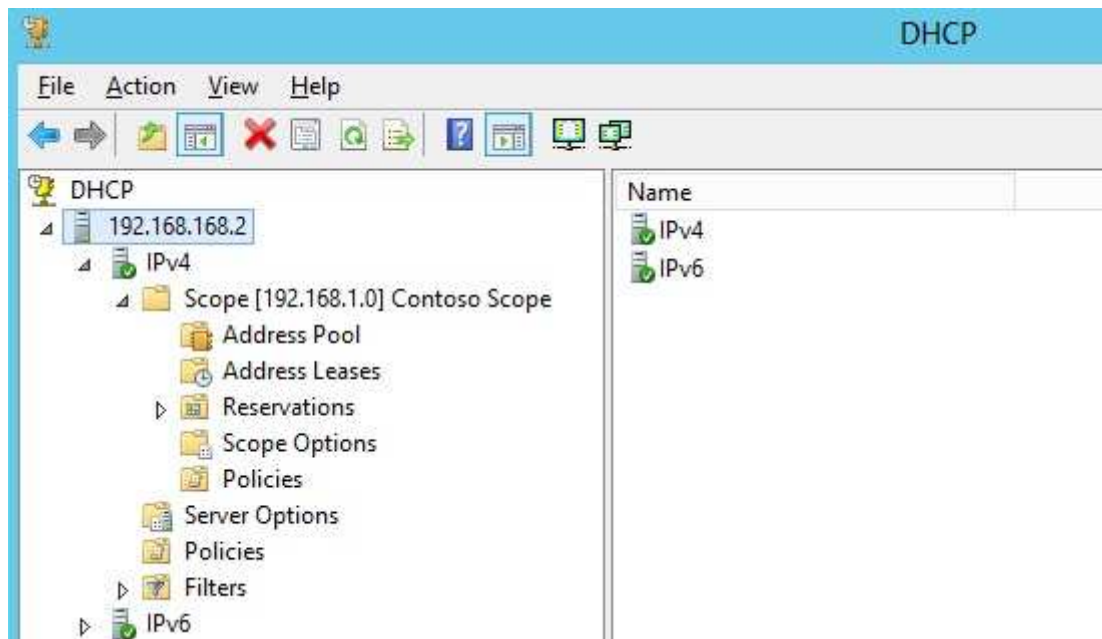
Explanation/Reference:

QUESTION 232

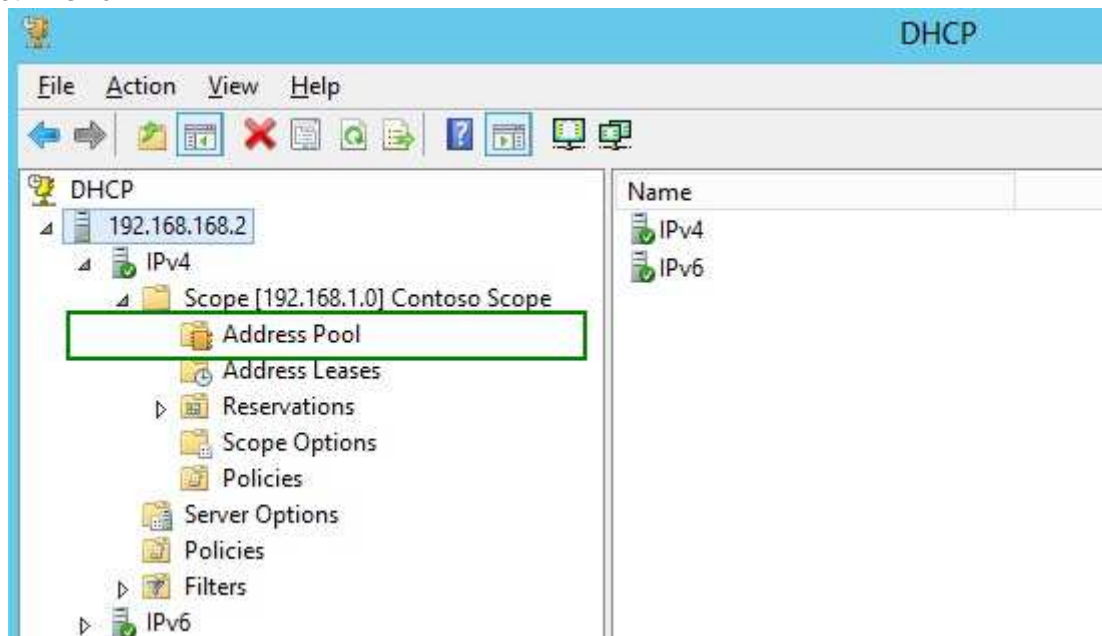
You run a Windows 2012 and implementing 3 new printers in a warehouse. You need to make an exclusion for these IP addresses within DHCP server.

Select the location where would configure at the DHCP console ?

Point and Shoot:



Correct Answer:



Section: (none)

Explanation

Explanation/Reference:

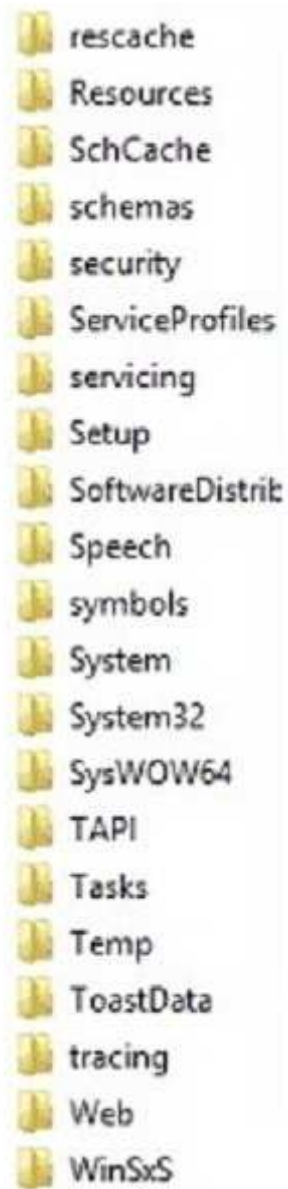
Answer: address pool

<http://technet.microsoft.com/en-us/library/cc737978%28v=ws.10%29.aspx>

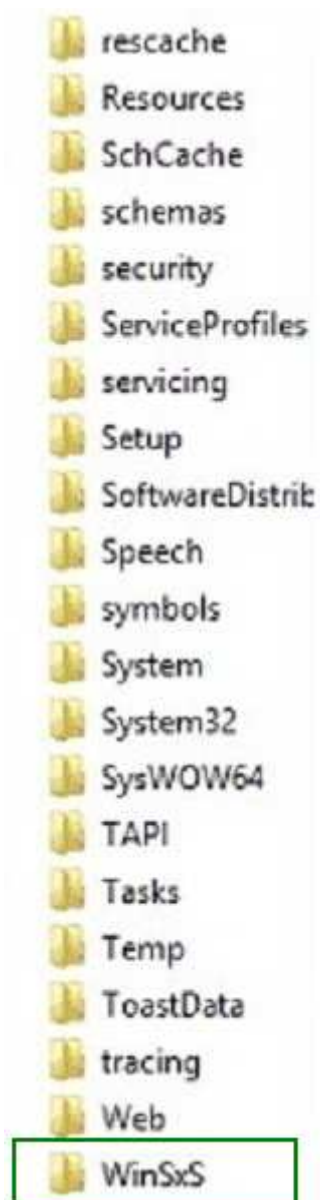
QUESTION 233

You have a Server Core 2012 installation and all roles and features removed. The server does not have access to Windows Update. You mount the network volume containing the installation files for Server 2012. You need to install DNS and DHCP server role. Which directory do you reference for installing?

Point and Shoot:



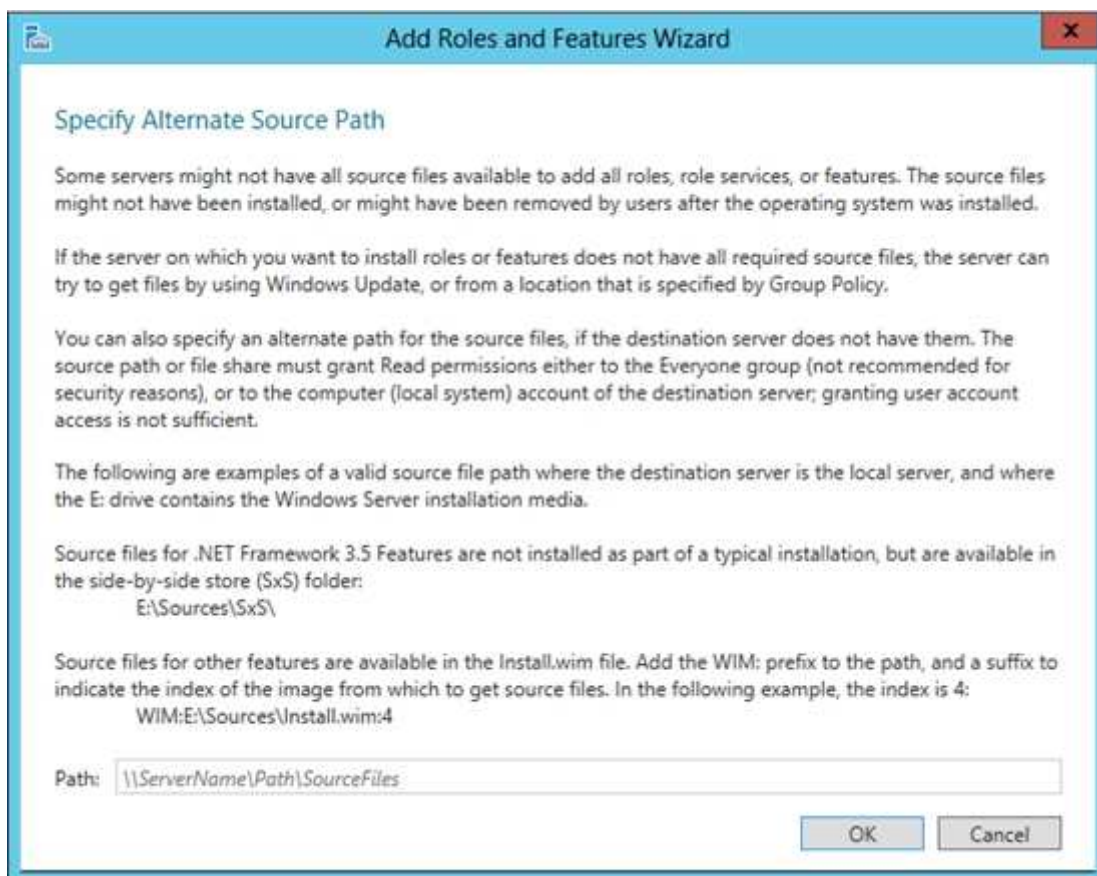
Correct Answer:



Section: (none)

Explanation

Explanation/Reference:



<http://blogs.technet.com/b/askpfeplat/archive/2013/02/24/how-to-reduce-the-size-of-the-winsxs-directory-and-free-up-disk-space-on-windows-server-2012-using-features-on-demand.aspx>

QUESTION 234

You have two servers named Server1 and Server2. Both servers run Windows Server 2012. The servers are configured as shown in the following table.

Server name	Windows Firewall	IP address
Server1	Enabled	10.1.1.1
Server2	Disabled	192.168.1.10

The routing table for Server1 is shown in the Routing Table exhibit. (Click the Exhibit button.)

```
Administrator: C:\Windows\system32\cmd.exe

C:\>route print
=====
Interface List
15...00 15 5d 01 46 07 .....Microsoft Hyper-V Network Adapter #2
1.....Software Loopback Interface 1
13...00 00 00 00 00 00 00 e0 Microsoft ISATAP Adapter
14...00 00 00 00 00 00 00 e0 Teredo Tunneling Pseudo-Interface
=====

IPv4 Route Table
=====
Active Routes:
Network Destination        Netmask          Gateway          Interface        Metric
10.1.1.0                    255.255.255.0    On-link          10.1.1.4          261
10.1.1.4                    255.255.255.255  On-link          10.1.1.4          261
10.1.1.255                  255.255.255.255  On-link          10.1.1.4          261
127.0.0.0                   255.0.0.0        On-link          127.0.0.1         306
127.0.0.1                   255.255.255.255  On-link          127.0.0.1         306
127.255.255.255             255.255.255.255  On-link          127.0.0.1         306
224.0.0.0                   240.0.0.0        On-link          127.0.0.1         306
224.0.0.0                   240.0.0.0        On-link          10.1.1.4          261
255.255.255.255             255.255.255.255  On-link          127.0.0.1         306
255.255.255.255             255.255.255.255  On-link          10.1.1.4          261
=====
Persistent Routes:
None

IPv6 Route Table
=====
Active Routes:
If Metric Network Destination      Gateway
1 306 ::1/128                      On-link
15 261 fe80::/64                  On-link
15 261 fe80::78d4:23d5:68aa:fbca/128 On-link
1 306 ff00::/8                    On-link
15 261 ff00::/8                    On-link
=====
Persistent Routes:
None

C:\>
```

From Server1, you attempt to ping Server2, but you receive an error message as shown in the Error exhibit.
(Click the Exhibit button.)

```
Administrator: Command Prompt

C:\>ping Server2

Pinging Server2 [192.168.1.10] with 32 bytes of data:
Request timed out.
Request timed out.
Request timed out.
Request timed out.

Ping statistics for 192.168.1.10:
    Packets: Sent = 4, Received = 0, Lost = 4 (100% loss),

C:\>
```

You need to ensure that you can successfully ping Server2 from Server1.
What should you do on Server1?

- A. Disable Windows Firewall.

- B. Modify the default gateway settings.
- C. Modify the DNS settings.
- D. Modify the subnet mask.

Correct Answer: B

Section: (none)

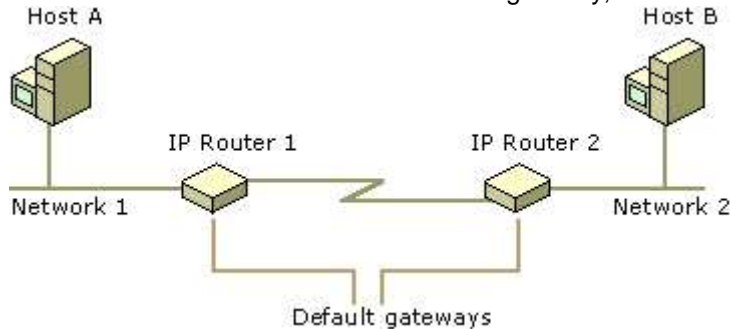
Explanation

Explanation/Reference:

Route is used to view and modify the IP routing table.
Route Print displays a list of current routes that the host knows.

Default gateways are important to make IP routing work efficiently. TCP/IP hosts rely on default gateways for most of their communication needs with hosts on remote network segments. In this way, individual hosts are freed of the burden of having to maintain extensive and continuously updated knowledge about individual remote IP network segments. Only the router that acts as the default gateway needs to maintain this level of routing knowledge to reach other remote network segments in the larger internetwork.

In order for Host A on Network 1 to communicate with Host B on Network 2, Host A first checks its routing table to see if a specific route to Host B exists. If there is no specific route to Host B, Host A forwards its TCP/IP traffic for Host B to its own default gateway, IP Router 1.



<http://technet.microsoft.com/en-us/library/cc779696%28v=ws.10%29.aspx>
<http://technet.microsoft.com/en-us/library/cc958877.aspx>

QUESTION 235

You work as a senior administrator at ABC.com. The ABC.com network consists of a single domain named ABC.com. All servers on the ABC.com network have Windows Server 2012 installed, and all workstations have Windows 8 installed. You are running a training exercise for junior administrators. You are currently discussing the Always Offline Mode.

Which of the following is TRUE with regards to the Always Offline Mode? (Choose all that apply.)

- A. It allows for swifter access to cached files and redirected folders.
- B. To enable Always Offline Mode, you have to satisfy the forest and domain functional-level requirements, as well as schema requirements.
- C. It allows for lower bandwidth usage due to users are always working offline.
- D. To enable Always Offline Mode, you must have workstations running Windows 7 or Windows Server 2008 R2.

Correct Answer: AC

Section: (none)

Explanation

Explanation/Reference:

Offline Files have four modes of operation:

- Online
- Slow link
- Auto offline

- Manual offline

Offline Files transition between the three modes online, slow link and auto offline depending on connection speed. The user can always override the automatic mode selection by manually switching to manual offline mode.

To determine the connection speed two pings with default packet size are sent to the file server. If the average round-trip time is below 80 ms (Windows 7) or 35 ms (Windows 8), the connection is put into online mode, otherwise into slow link mode.

The latency value of 35/80 ms is configurable through the Group Policy setting Configure slow-link mode.

Reads, Writes and Synchronization

- In **online mode**, changes to files are made on the file server as well as in the local cache (this induces a performance hit – see this article for details). Reads are satisfied from the local cache (if in sync).
- In **slow link mode**, changes to files are made in the local cache. The local cache is background-synchronized with the file server every 6 hours (Windows 7) or 2 hours (Windows 8), by default. This can be changed through the Group Policy setting Configure Background Sync.
- In **auto offline mode**, all reads and writes go to the local cache. No synchronization occurs.
- In **manual offline mode**, all reads and writes go to the local cache. No synchronization occurs by default, but background synchronization can be enabled through the Group Policy setting Configure Background Sync.

<http://technet.microsoft.com/en-us/library/hh968298.aspx>

<http://helgeklein.com/blog/2012/04/windows-7-offline-files-survival-guide/>

QUESTION 236

Your network contains an Active Directory domain named corp.contoso.com. The domain contains a domain controller named DC1.

When you run **ping dc1.corp.contoso.com**, you receive the result as shown in the exhibit. (Request timed out)

You need to ensure that DC1 can respond to the Ping command.

Which rule should you modify?

- Online Responder Service (DCOM-In)
- File and Printer Sharing (Echo Request - ICMPv6-In)
- Core Networking - Internet Group Management Protocol (IGMP-In)
- Core Networking - Destination Unreachable Fragmentation Needed (ICMPv4-In)
- Core Networking - Destination Unreachable (ICMPv6-In)
- Active Directory Domain Controller - NetBIOS name resolution (UDP-In)
- Active Directory Domain Controller - Echo Request (ICMPv4-In)

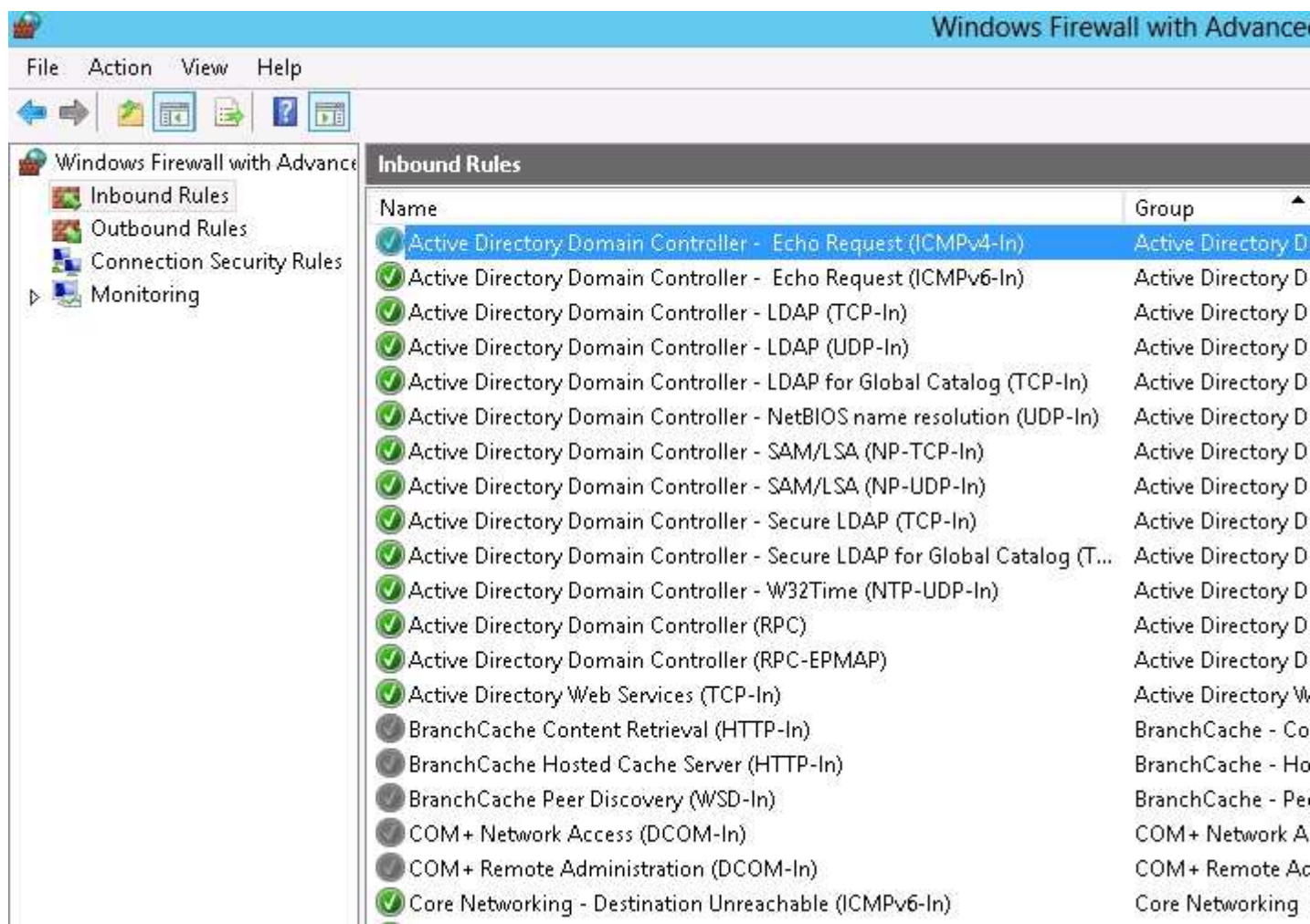
Correct Answer: G

Section: (none)

Explanation

Explanation/Reference:

G. ICMP should have been enabled when ADDS was installed



<http://social.technet.microsoft.com/wiki/contents/articles/16566.windows-active-directory-role-for-windows-servers.aspx>

QUESTION 237

You work as an administrator at ABC.com. The ABC.com network consists of a single domain named ABC.com. All servers on the ABC.com network have Windows Server 2008 R2 installed. Some of ABC.com's workstations have Windows 7 installed, while the rest have Windows 8 installed. After installing a new Windows Server 2012 computer in the ABC.com domain, you configure it to run the File and Storage Services server role. You are instructed to create a shared folder on the new server, and configure the use of Previous Versions for restoring files located in the shared folder. Which of the following actions should you take?

- A. You should consider configuring the Shadow Copies settings on the new server.
- B. You should consider configuring the Snapshot settings on the new server.
- C. You should consider configuring the Background Copy settings on the new server.
- D. You should consider configuring the Permission settings on the new server.

Correct Answer: A

Section: (none)

Explanation

Explanation/Reference:

What are previous versions?

Previous versions are either backup copies (copies of files and folders that you back up by using the Back Up Files wizard, or **shadow copies**) copies of files and folders that Windows automatically saves as part of a restore point. (**Shadow copies can be copies of files on your computer or shared files on a computer on a network.**) You can use previous versions of files to restore files that you accidentally

modified or deleted, or that were damaged. Depending on the type of file or folder, you can open, save to a different location, or restore a previous version.

ATT: (nothing to do with question but cool to know)

File Server Volume Copy Shadow Service (VSS) Agent Service

Enables consistency of application snapshots (shadow copies). With previous versions of Windows Server, VSS only supported shadow copies of data on the local server. With WS2012, Microsoft has added VSS for SMB File Shares which extends shadow copy support for network volumes. Administrators install the FS VSS Agent on the file server where the application data is located. They then install the VSS provider in the server where the application is located. The provider talks to the agent using the new File Server Remote VSS protocol in order to manage the shadow copies of the data.

<http://windows.microsoft.com/en-gb/windows-vista/previous-versions-of-files-frequently-asked-questions>

QUESTION 238

You work as a senior administrator at ABC.com. The ABC.com network consists of a single domain named ABC.com. All servers on the ABC.com network have Windows Server 2012 installed, and all workstations have Windows 8 installed.

You are running a training exercise for junior administrators.

You are currently discussing a Windows PowerShell cmdlet that activates previously de-activated firewall rules. Which of the following is the cmdlet being discussed?

- A. Set-NetFirewallRule
- B. Enable-NetFirewallRule
- C. Set-NetIPsecRule
- D. Enable-NetIPsecRule

Correct Answer: B

Section: (none)

Explanation

Explanation/Reference:

Enable-NetFirewallRule - Enables a previously disabled firewall rule.

[http://technet.microsoft.com/en-us/library/cc990290\(v=ws.10\).aspx](http://technet.microsoft.com/en-us/library/cc990290(v=ws.10).aspx)

<http://technet.microsoft.com/en-us/library/jj574205.aspx>

<http://mikefrobbins.com/2013/02/28/use-powershell-to-remotely-enable-firewall-exceptions-on-windows-server-2012/>

<http://technet.microsoft.com/en-us/library/jj554869%28v=wps.620%29.aspx>

QUESTION 239

You work as a senior administrator at ABC.com. The ABC.com network consists of a single domain named ABC.com. All servers on the ABC.com network have Windows Server 2012 installed.

You are running a training exercise for junior administrators. You are currently discussing the new VHD format called VHDX. Which of the following is TRUE with regards to VHDX? (Choose all that apply.)

- A. It supports virtual hard disk storage capacity of up to 64 GB.
- B. It supports virtual hard disk storage capacity of up to 64 TB.
- C. It does not provide protection against data corruption during power failures.
- D. It has the ability to store custom metadata about the file that the user might want to record.

Correct Answer: BD

Section: (none)

Explanation

Explanation/Reference:

The main new features of the VHDX format are:

Support for virtual hard disk **storage capacity of up to 64 TB.**

Protection against data corruption during power failures by logging updates to the VHDX metadata structures.

Improved alignment of the virtual hard disk format to work well on large sector disks.

The VHDX format also provides the following features:

Larger block sizes for dynamic and differencing disks, which allows these disks to attune to the needs of the workload.

A 4-KB logical sector virtual disk that allows for increased performance when used by applications and workloads that are designed for 4-KB sectors.

The **ability to store custom metadata about the file that the user might want to record**, such as operating system version or patches applied.

Efficiency in representing data (also known as “trim”), which results in smaller file size and allows the underlying physical storage device to reclaim unused space. (Trim requires physical disks directly attached to a virtual machine or SCSI disks, and trim-compatible hardware.)

VHDX Format - Features and Benefits

VHDX format features provide features at the virtual hard disk as well as virtual hard disk file layers and is optimized to work well with modern storage hardware configurations and capabilities.

At the virtual hard disk layer, benefits include the ability to represent a large virtual **disk size up to 64 TB**, support larger logical sector sizes for a virtual disk up to 4 KB that facilitates the conversion of 4 KB sector physical disks to virtual disks, and support large block sizes for a virtual disk up to 256 MB that enables tuning block size to match the IO patterns of the application or system for optimal performance.

At the virtual hard disk file layer, the benefits include the use of a log to **ensure resiliency of the VHDX file to corruptions from system power failure events** and a mechanism that allows for small pieces of user generated data to be transported along with the VHDX file.

On modern storage platforms, the benefits include optimal performance on host disks that have physical sector sizes larger than 512 bytes through improved data alignment and capability to use the information from the UNMAP command, sent by the application or system using the virtual hard disk, to optimize the size of the VHDX file.

The format is designed so that additional features could be introduced in the future by Microsoft or extended by other parser implementations. The format provides parsers the ability to detect features in a VHDX file that a parser does not understand.

<http://technet.microsoft.com/en-us/library/hh831446.aspx>

<http://www.microsoft.com/en-us/download/details.aspx?id=34750>

QUESTION 240

You work as an administrator at ABC.com. The ABC.com network consists of a single domain named ABC.com. All servers on the ABC.com network have Windows Server 2012 installed.

ABC.com has a server, named ABC-SR07, which has two physical disks installed. The C: drive hosts the boot partition, while the D: drive is not being used. Both disks are online.

You have received instructions to create a virtual machine on ABC-SR07. Subsequent to creating the virtual machine, you have to connect the D: drive to the virtual machine.

Which of the following is TRUE with regards to connecting a physical disk to a virtual machine?

- A. The physical disk should not be online.
- B. The physical disk should be uninstalled and re-installed.
- C. The physical disk should be configured as a striped disk.
- D. The physical disk should be configured as a mirrored disk.

Correct Answer: A

Section: (none)

Explanation

Explanation/Reference:

Your virtual machines can also be connected to physical hard disks on the virtualization server—not just to virtual hard disks. (This is sometimes referred to as having a “pass-through” disk connected to a virtual machine.)

The physical hard disk that you connect to a virtual machine can also be a network-attached disk, like a logical unit number (LUN) in a storage area network (SAN). A common example is an iSCSI LUN that has been mapped to the virtualization server by using Microsoft iSCSI Initiator. Because the virtualization server sees network-attached storage as local disks, the iSCSI LUN can be connected to a virtual machine.

The most important limitation about having a physical hard disk connected to a virtual machine is that **it cannot be connected** to the virtualization server or to other virtual machines at the same time.

The virtual machine must have exclusive access to the physical hard disk.

Pass-through Disk Configuration

Hyper-V allows virtual machines to access storage mapped directly to the Hyper-V server without requiring the volume be configured. The storage can either be a physical disk internal to the Hyper-V server or it can be a Storage Area Network (SAN) Logical Unit (LUN) mapped to the Hyper-V server. **To ensure the Guest has exclusive access to the storage, it must be placed in an Offline state from the Hyper-V server perspective**

<http://blogs.technet.com/b/askcore/archive/2008/10/24/configuring-pass-through-disks-in-hyper-v.aspx>
<http://technet.microsoft.com/pt-pt/library/ff404147%28v=ws.10%29.aspx>

QUESTION 241

Your infrastructure divided in 2 sites. You have a forest root domain and child domain. There is only one DC on site 2 with no FSMO roles. The link goes down to site 2 and no users can log on. What FSMO roles you need on to restore the access?

- A. Infrastructure master
- B. RID master
- C. Domain Naming master
- D. PDC emulator

Correct Answer: D

Section: (none)

Explanation

Explanation/Reference:

D. The PDC emulator is used as a reference DC to double-check incorrect passwords and it also receives new password changes.

PDC Emulator is the most complicated and least understood role, for it runs a diverse range of critical tasks. It is a domain-specific role, so exists in the forest root domain and every child domain.

Password changes and account lockouts are immediately processed at the PDC Emulator for a domain, to ensure such changes do not prevent a user logging on as a result of multi-master replication delays, such as across Active Directory sites.

multi-master directory concept

[http://technet.microsoft.com/en-us/library/cc773108\(v=ws.10\).aspx](http://technet.microsoft.com/en-us/library/cc773108(v=ws.10).aspx)

QUESTION 242

You have a server named Server1 that runs **Windows Server 2012**. You connect three new hard disks to Server1.

You need to create a storage space that contains the three disks.

The solution must meet the following requirements:

- Provide fault tolerance if a single disk fails.
- Maximize the amount of files that can be stored in the storage space.

What should you create?

- A. A simple space
- B. A spanned volume
- C. A mirrored space
- D. A parity space

Correct Answer: D

Section: (none)

Explanation

Explanation/Reference:

- A. Stripes data across a set of pool disks, and is not resilient to any disk failures.
- B. A spanned volume is a dynamic volume consisting of disk space on more than one physical disk and not

- fault tolerant
C. Fault tolerant but Not max space
D. **Fault tolerant and better space ratio**

Parity spaces are designed for **capacity efficiency and increased resiliency**. Parity spaces are **best suited for archival data** and streaming media, such as music and videos.

<http://social.technet.microsoft.com/wiki/contents/articles/11382.storage-spaces-frequently-asked-questions-faq.aspx>

<http://social.technet.microsoft.com/wiki/contents/articles/15198.storage-spaces-overview.aspx>

<http://technet.microsoft.com/en-us/library/cc772180.aspx>

QUESTION 243

You have external virtual switch with srv-io enabled with 10 Virtual Machines on it. You need to make the Virtual Machines able to talk only to each other.

- A. remove the vswitch and recreate it as private.
B. add new vswitch
C. remove vswitch and recreate it as public
D. adjust srv-io settings

Correct Answer: A

Section: (none)

Explanation

Explanation/Reference:

There are three possible modes for the Hyper-V switch: private, internal, and public. Do not confuse these with IP addressing schemes or any other networking configuration in a different technology.

Private Switch

The private switch allows communications among the virtual machines on the host and nothing else. Even the management operating system is not allowed to participate. This switch is purely logical and does not use any physical adapter in any way. "Private" in this sense is not related to private IP addressing. You can mentally think of this as a switch that has no ability to uplink to other switches.

Internal Switch

The internal switch is similar to the private switch with one exception: the management operating system can have a virtual adapter on this type of switch and communicate with any virtual machines that also have virtual adapters on the switch. This switch also does not have any matching to a physical adapter and therefore also cannot uplink to another switch.

External Switch

This switch type must be connected to a physical adapter. It allows communications between the physical network and the management operating system and virtual machines. Do not confuse this switch type with public IP addressing schemes or let its name suggest that it needs to be connected to a public-facing connection. You can use the same private IP address range for the adapters on an external virtual switch that you're using on the physical network it's attached to

<http://www.altaro.com/hyper-v/the-hyper-v-virtual-switch-explained-part-1/#ixzz2W095PeZd>

<http://technet.microsoft.com/en-us/library/hh831823.aspx>

<http://www.altaro.com/hyper-v/hyper-v-virtual-switch-explained-part-2/>

QUESTION 244

You have a network printer connected to print server. You need to be able to print if print server goes down. What should you chose?

- A. brach office direct printing
B. printer pooling
C. spooling
D. Print forwarding

Correct Answer: A

Section: (none)

Explanation

Explanation/Reference:

Branch Office Direct Printing can reduce Wide Area Network (WAN) usage by printing directly to a print device instead of a server print queue. This feature can be enabled or disabled on a per printer basis and is transparent to the user.

It is enabled by an administrator using the Print Management Console or Windows PowerShell on the server.

The printer information is cached in the branch office, so that if the print server is unavailable for some reason (for example if the WAN link to the data center is down), then it is still possible for the user to print.

Branch Office Direct Printing requires the following operating systems:

Windows Server 2012

Windows 8

<http://technet.microsoft.com/en-us/library/jj134156.aspx>

QUESTION 245

Your network contains an Active Directory domain named adatum.com. The domain contains a member server named Server1 and a domain controller named DC2. All servers run Windows Server 2012.

On DC2, you open Server Manager and you add Server1 as another server to manage.

From Server Manager on DC2, you right-click Server1 as shown in the exhibit.

You need to ensure that when you right-click Server1, you see the option to run the DHCP console.

What should you do?

- A. On Server1, install the Feature Administration Tools.
- B. In the domain, add DC1 to the DHCP Administrators group.
- C. On DC2 and Server1, run winrm quickconfig.
- D. On DC2, install the Role Administration Tools.

Correct Answer: C

Section: (none)

Explanation

Explanation/Reference:

C. Remote Mgmt must be setup on both servers

To manage a server running a Server Core installation by using the Windows Remote Shell

To enable Windows Remote Shell on a server running a Server Core installation, type the following command at a command prompt:

WinRM quickconfig

On another computer, at a command prompt, use WinRS.exe to run commands on a server running a Server Core installation. For example, to perform a directory listing of the Windows folder, type:

```
winrs -r:<ServerName> dir c:\windows
```

Where <ServerName> is the name of the server running a Server Core installation.

[http://technet.microsoft.com/en-us/library/ee441255\(v=ws.10\).aspx](http://technet.microsoft.com/en-us/library/ee441255(v=ws.10).aspx)

QUESTION 246

Your network contains an Active Directory domain named contoso.com. All domain controllers run Windows Server 2008 R2. One of the domain controllers is named DC1. The network contains a member server named Server1 that runs Windows Server 2012. You need to promote Server1 to a domain controller by using install from media (IFM). What should you do first?

- A. Create a system state backup of DC1.
- B. Create IFM media on DC1.
- C. Upgrade DC1 to Windows Server 2012
- D. Run the Active Directory Domain Services Configuration Wizard on Server1.
- E. Run the Active Directory Domain Services Installation Wizard on DC1

Correct Answer: C

Section: (none)

Explanation

Explanation/Reference:

- A. Backs up system state data to be restored
- B.
- C. Only valid option. You could install ADDS role on Server 1 and run ADDS configuration wizard and add DC to existing domain**
- D. Need to add ADDS role first
- E. Wrong server

Installation from media does not work across different operating system versions.

In other words, you must use a Windows Server 2012 domain controller to generate installation media to use for another Windows Server 2012 domain controller installation.

We can use the Install from media (IFM) option to install an Additional Domain Controller in an existing domain is the best option such as a branch office scenario where network is slow, unreliable and costly. IFM will minimize replication traffic during the installation because it uses restored backup files to populate the AD DS database. This will significantly reduce the amount of traffic copied over the WAN link.

Things to remember:

If you are deploying your first Domain Controller in the domain, you cannot use IFM.

The OS will need to match the IFM media. (If you create a 2008 R2 IFM, promote a 2008 R2 DC)

If you are creating a DC that will be a Global Catalog Server, create your IFM on a Global Catalog Server.

If you are creating a DC that will be a DNS Server, create your IFM on a DNS Server.

If you want to copy the SYSVOL, the DC on which you generate the installation media and the new DC must be at least running Windows Server 2008 with Service Pack 2 or Windows Server 2008 R2.

Membership of the Domain Admins group is the minimum required to complete IFM.

<http://www.brandonlawson.com/active-directory/deploying-domain-controllers-with-install-from-media-ifm/>

<http://technet.microsoft.com/en-us/library/jj574166.aspx>

<http://technet.microsoft.com/en-us/library/cc770654%28v=ws.10%29.aspx>

<http://technet.microsoft.com/en-us/library/jj574134.aspx>

Media used by the IFM option is created with Windows Server Backup or Ntdsutil.exe from another existing Windows Server 2012 computer only

You cannot use a Windows Server 2008 R2 or previous operating system to create media for a Windows Server 2012 domain controller.

QUESTION 247

You have a server named Server1 that runs Windows Server 2012. Server1 has the Hyper-V server role installed.

You have fixed-size VHD named Files.vhd.

You need to make the contents in Files.vhd available to several virtual machines. The solution must meet the following requirements:

- Ensure that if the contents are changed on any virtual machine, the changes are not reflected on the other virtual machines.
- Minimize the amount of disk space used.

What should you do?

- A. Create a fixed-size VHDX. Transfer the information from Files.vhd to the new VHDX file.
- B. Convert Files.vhd to a dynamically expanding VHD.
- C. Create a dynamically expanding VHDX. Transfer the information from Files.vhd to the new VHDX file.
- D. Create differencing VHDs that use Files.vhd as the parent disk.

Correct Answer: D

Section: (none)

Explanation

Explanation/Reference:

- A. A conversion would be needed from VHD to VHDX. Not available to multiple VM's
- B. Single VHD not available to multiple VM's. Changes wouldn't be reflected
- C. A conversion would be needed from VHD to VHDX. Not available to multiple VM's
- D. **Child disk for multiple VM's with Files.vhd as parent**

A Differencing VHD is a so-called child disk based on a linked parent disk. Creating a child disk by specifying the parent disk establishes the parent-child relationship. Since then a child disk stores those changed/modified data of the parent disk, i.e. the write operations to the parent disk.

A differencing disk is associated with another virtual hard disk that you select when you create the differencing disk. This means that the disk to which you want to associate the differencing disk must exist first. This virtual hard disk is called the "parent" disk and the differencing disk is the "child" disk. The parent disk can be any type of virtual hard disk. The differencing disk stores all changes that would otherwise be made to the parent disk if the differencing disk was not being used. The differencing disk provides an ongoing way to save changes without altering the parent disk. You can use the differencing disk to store changes indefinitely, as long as there is enough space on the physical disk where the differencing disk is stored. The differencing disk expands dynamically as data is written to it and can grow as large as the maximum size allocated for the parent disk when the parent disk was created.

[http://technet.microsoft.com/en-us/library/cc720381\(v=ws.10\).aspx](http://technet.microsoft.com/en-us/library/cc720381(v=ws.10).aspx)

<http://blogs.technet.com/b/yungchou/archive/2013/01/23/hyper-v-virtual-hard-disk-vhd-operations-explained.aspx>

<http://blogs.technet.com/b/ranjanajain/archive/2010/03/23/virtual-hard-disk-vhd-architecture-explained.aspx>

A differencing VHD is a file representing the current state of the virtual hard disk as a set of modified blocks in comparison to a parent virtual hard disk.

Differencing VHDs can be associated with either a fixed sized or dynamically expanding VHD. Differencing VHDs can also be associated with another differencing VHD but they cannot be associated with a physical disk.

Differencing VHDs are used to prevent changes from being made in their parent VHD to which they are applied and are used to implement a number of additional features.

In Hyper-V, differencing VHDs are also created automatically whenever snapshots are taken of a virtual machine.

Note differencing VHDs used for snapshot purpose are named with an AVHD file extension to help users easily distinguish them from regular differencing VHDs.

Differencing VHDs may also be used to deploy a "golden" or "master" image, because **you can associate multiple differencing VHDs to one parent VHD.**

Some disadvantages of differencing VHDs are increased caching needs and the inability to grow or shrink the VHD size. You can however compact differencing VHDs to reclaim physical space usage.

There are several important *limitations for VHDs*:

- VHDs can be mounted only on NTFS volumes (although you can still save a VHD file on FAT/FAT32 assuming the maximum file size limit is not violated).

For example, if you have a differencing VHD chain, then every VHD along the chain must sit on an NTFS volume to make VHD attaching work.

- VHDs cannot be mounted within a compressed folder in Windows Server 2008 R2.

This was possible in Hyper-V role in Windows Server 2008, but this capability was explicitly blocked in the Hyper-V role in Windows Server 2008 R2 since the compressed file size limit is relatively small. A dynamically expandable VHD can easily outgrow that limit and get corrupted.

- In addition to the maximum file size of NTFS, dynamic or difference VHDs cannot exceed 2040GB.

The reason for the 2040G limit is the length of each Block Allocation Table entry is set to 4 Bytes and the maximum valid value is 0xFFFFFFFF (0xFFFFFFFF means an unused entry). If you multiply that value by 512B sector size and then subtract the overhead of on disk meta-data structures, 2040G will be the maximum size of dynamically or differencing VHDs.

QUESTION 248

You work as an administrator at ABC.com. The ABC.com network consists of a single domain named ABC.com. All servers on the ABC.com network have Windows Server 2012 installed. ABC.com has a server, named ABC-SR07, which has the AD DS, DHCP, and DNS server roles installed. ABC.com also has a server, named ABC-SR08, which has the DHCP, and Remote Access server roles installed. You have configured a server, which has the File and Storage Services server role installed, to automatically acquire an IP address. The server is named ABCSR09. You then create a filter on ABC-SR07. Which of the following is a reason for this configuration?

- A. To make sure that ABC-SR07 issues ABC-SR09 an IP address.
- B. To make sure that ABC-SR07 does not issue ABC-SR09 an IP address.
- C. To make sure that ABC-SR09 acquires a constant IP address from ABC-SR08 only.
- D. To make sure that ABC-SR09 is configured with a static IP address.

Correct Answer: B

Section: (none)

Explanation

Explanation/Reference:

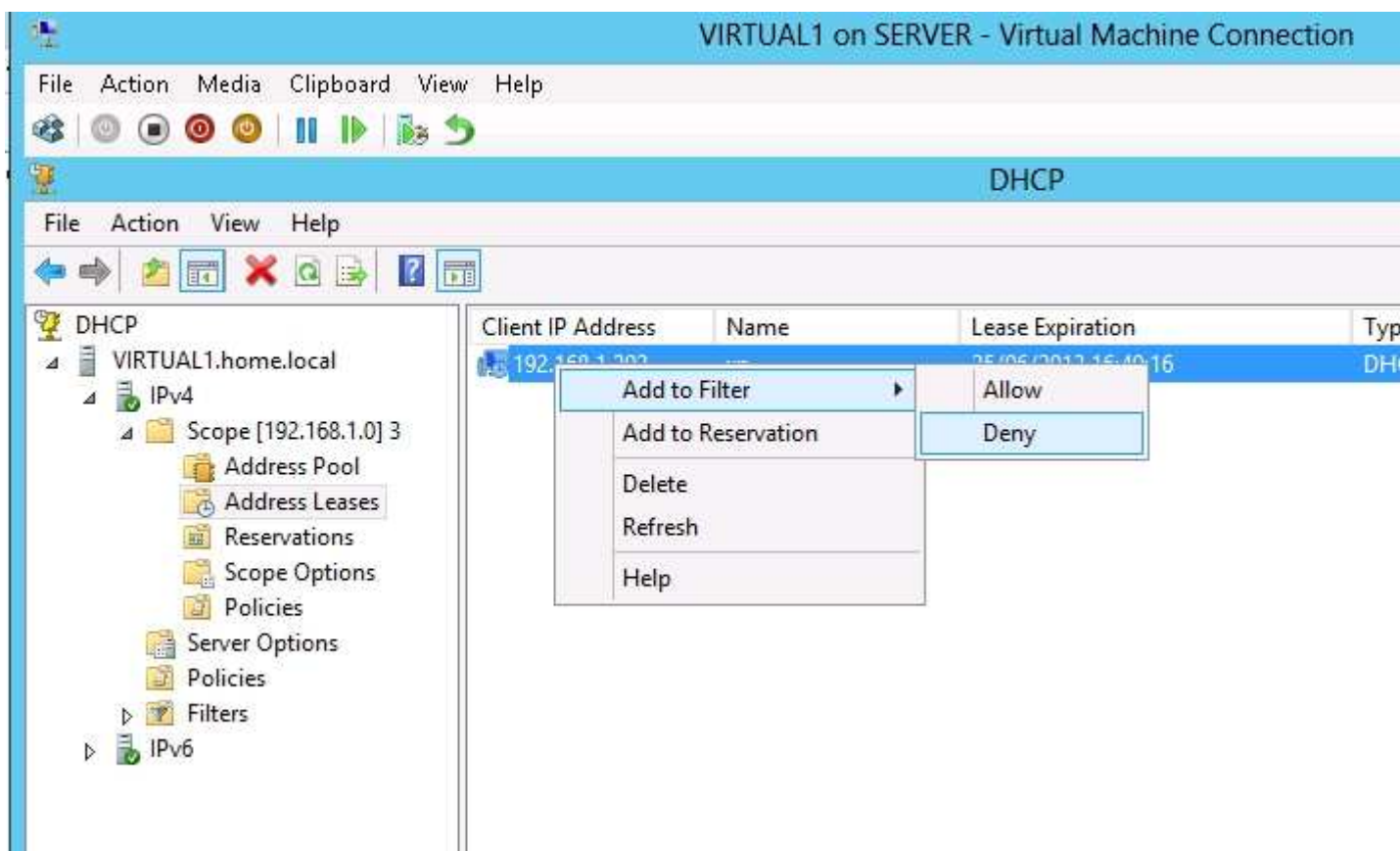
Enable and Configure MAC Address Filtering

MAC address filtering (aka link-layer filtering) is a feature for IPv4 addresses that allows you to **include or exclude computers and devices based on their MAC address**.

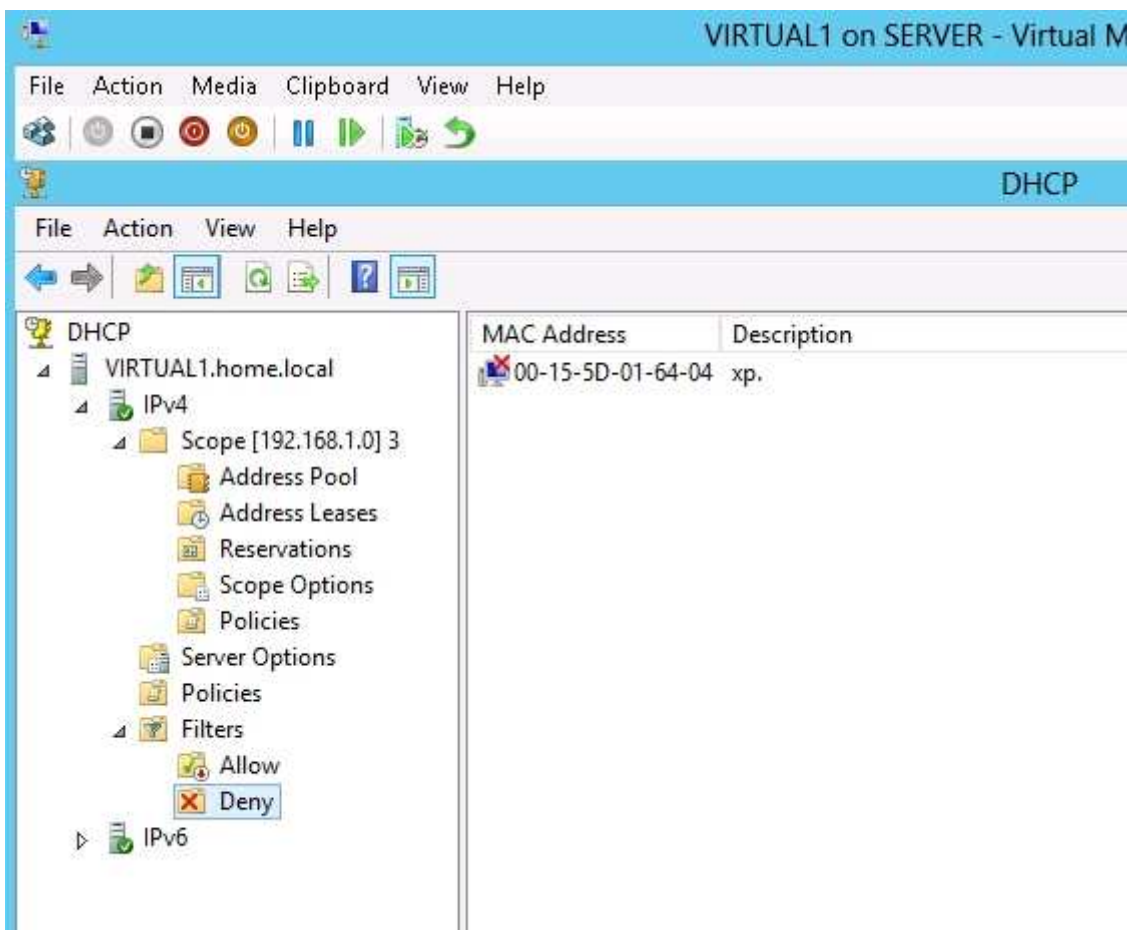
Denying a Single MAC Address

You can see from the first figure that we've got a system that this DHCP server has given an address lease. Just to demonstrate the simplest possible case of MAC filtering in DHCP, let's block that system from ever getting an IP address from this DHCP server again.

To deny MAC ADDRESS from getting an IP address, right-click the PC entry in the "Address Leases" folder, **then choose Add to Filter / Deny**, as you see in the following figure:



At this point, the "Deny" folder has a rule in it, as you can see by opening the Filters / Deny folder:



If you had more than one existing lease that you wanted to add to the "deny" filter (or, for that matter, the "allow" filter) then you could also multi-select or block-select any number of existing leases, right-click and then deny (or allow) them en masse.

You must enable Deny filter for it to work.

<http://technet.microsoft.com/en-us/magazine/ff521761.aspx>

<http://blogs.technet.com/b/teamdhcp/archive/2012/11/10/dhcp-mac-address-filter-management-made-easy-with-dhcp-powershell.aspx>

<http://technet.microsoft.com/en-us/library/hh831825.aspx>

<http://technet.microsoft.com/en-us/library/jj200226.aspx>

QUESTION 249

You work as an administrator at ABC.com. The ABC.com network consists of a single domain named ABC.com. Subsequent to deploying a Server Core Installation of Windows Server 2012 on a new ABC.com server, you are instructed to add a graphical user interface (GUI) to the server.

You want to achieve this goal from the command prompt.

Which of the following actions should you take?

- A. You should consider making use of the dism.exe command.
- B. You should consider making use of the dsquery.exe command.
- C. You should consider making use of the dsadd.exe command.
- D. You should consider making use of the dsrm.exe command.

Correct Answer: A

Section: (none)

Explanation

Explanation/Reference:

A. **Deployment Image Servicing and Management (DISM)**

B. dsquery Queries the directory by using search criteria that you specify

C. dsadd Adds specific types of objects to the directory.

D. dsrm Deletes an object of a specific type or any general object from the directory.

The Deployment Image Servicing and Management (DISM) tool replaces the pkgmgr, PEImg, and IntlConfig tools that are being retired in Windows 7.

DISM provides a single centralized tool for performing all of the functions of these three tools in a more efficient and standardized way, eliminating the source of many of the frustrations experienced by current users of these tools.

Dism /online /enable-feature /featurename:Server-Gui-Mgmt /featurename:Server-Gui-Shell /featurename:ServerCore-FullServer

<http://msdn.microsoft.com/en-us/library/windows/desktop/dd371719%28v=vs.85%29.aspx>

QUESTION 250

You work as an administrator at ABC.com. The ABC.com network consists of a single domain named ABC.com. All servers on the ABC.com network have Windows Server 2012 installed. You have received instructions to install the Remote Desktop Services server role on a server, named ABC-SR07. You want to achieve this remotely from a server, named ABC-SR06. Which of the following actions should you take?

- A. You should consider accessing the Server Manager console on ABC-SR07.
- B. You should consider accessing the Server Manager console on ABC-SR06.
- C. You should consider accessing the TS Manager console on ABC-SR07.
- D. You should consider accessing the TS Manager console on ABC-SR06.

Correct Answer: B

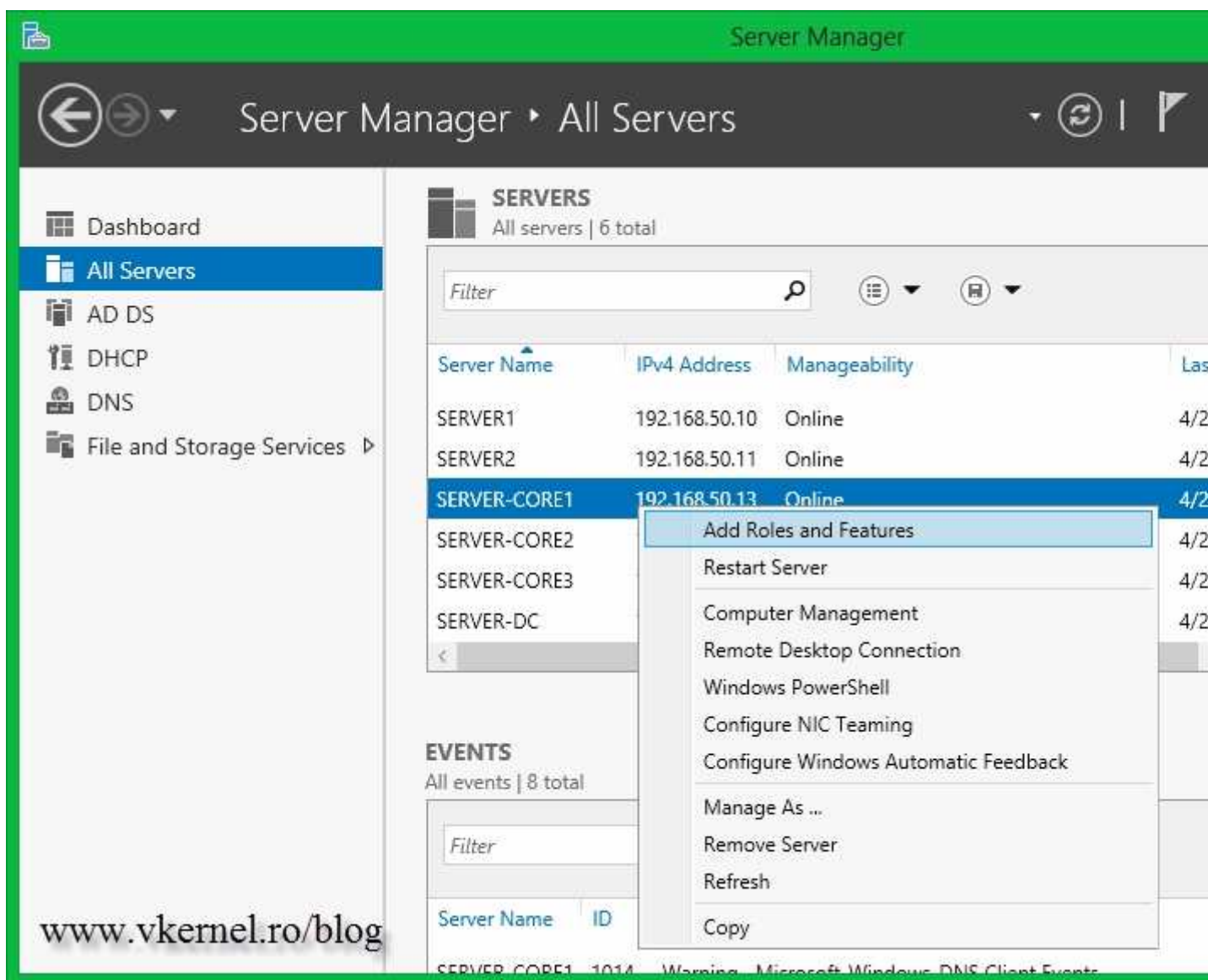
Section: (none)

Explanation

Explanation/Reference:

Windows Server 2012 delivers capabilities to manage many servers and the devices connecting them, whether they are physical or virtual, on-premises or off.

With Windows Server 2012, you can rely on **new management capabilities for connecting to multiple machines through a single interface**, robust automation to help improve compliance, increasing efficiency through automation and creating unified experiences across physical and virtual platforms.



<http://www.microsoft.com/en-us/server-cloud/windows-server/server-management-automation.aspx>
<http://www.techieshelp.com/windows-server-2012-install-and-configure-remote-desktop-services/>
<http://technet.microsoft.com/en-us/library/cc742813.aspx>
<http://technet.microsoft.com/en-us/library/hh831809.aspx>
<http://technet.microsoft.com/en-us/library/hh831456.aspx>

QUESTION 251

You work as an administrator at ABC.com. The ABC.com network consists of a single domain named ABC.com. All servers on the ABC.com network have Windows Server 2012 installed.

You are in the process of installing a Server Core installation of Windows Server 2012 on a new ABC.com server, named ABC-SR13.

Which of the following is TRUE with regards to installing a Server Core installation of Windows Server 2012? (Choose all that apply.)

- A. The Server Graphical Shell is installed, but not enabled.
- B. Server roles can be configured locally via the command prompt using Windows PowerShell.
- C. Server roles can be configured locally via Server Manager.
- D. You are able to access the Microsoft Management Console locally.
- E. The Desktop Experience is not available.

Correct Answer: BE

Section: (none)

Explanation

Explanation/Reference:

- A. There is no Windows shell and very limited GUI functionality
- B. The Server Core interface is a command prompt with PowerShell support.**
- C. Only Remotely using Server Manager
- D. Microsoft Management Console is not available locally
- E. Desktop Experience is not available**

Server Core is a minimal server installation option for computers running on the operating system. Server Core provides a low-maintenance server environment with limited functionality.

The minimal nature of Server Core creates limitations:

There is no Windows shell and very limited GUI functionality. The Server Core interface is a command prompt with PowerShell support.

There is limited MSI support (unattended mode only).

Server Graphical Shell is not installed

Microsoft Management Console: not available locally.

Desktop Experience: not available.

<http://msdn.microsoft.com/en-us/library/windows/desktop/hh846323%28v=vs.85%29.aspx>

<http://technet.microsoft.com/en-us/library/hh831786.aspx>

<http://technet.microsoft.com/en-us/library/jj574205.aspx>

<http://technet.microsoft.com/en-us/library/ee441255%28v=ws.10%29.aspx>

QUESTION 252

You work as an administrator at ABC.com. The ABC.com network consists of a single domain named ABC.com. All servers on the ABC.com network have Windows Server 2012 installed. You have received instructions to convert a basic disk to a GPT disk.

Which of the following is TRUE with regards to GPT disks? (Choose all that apply.)

- A. To convert a basic disk to a GPT disk, the disk must not contain any partitions or volumes.
- B. You can convert a basic disk to a GPT disk, regardless of partitions or volumes.
- C. GPT is required for disks larger than 2 TB.
- D. GPT is required for disks smaller than 2 TB.
- E. The GPT partition style can be used on removable media.
- F. GPT disks make use of the standard BIOS partition table.

Correct Answer: AC

Section: (none)

Explanation

Explanation/Reference:

A. For a drive to be eligible for conversion to dynamic, all basic data partitions on the drive must be contiguous

B.

C. GPT allows a much larger partition size greater than 2 terabytes (TB)

D. 2 terabytes is the limit for MBR disks.

E. Dynamic disks are not supported on portable computers, removable disks, detachable disks that use USB or IEEE 1394 interfaces

F. Windows only supports booting from a GPT disk on systems that contain Unified Extensible Firmware Interface (UEFI) boot firmware.

Master boot record (MBR) disks use the standard BIOS partition table. GUID partition table (GPT) disks use unified extensible firmware interface (UEFI).

One advantage of GPT disks is that you can have more than four partitions on each disk. **GPT is also required for disks larger than 2 terabytes.**

Portable computers and removable media. Dynamic disks are not supported on portable computers, removable disks, detachable disks that use Universal Serial Bus (USB) or IEEE 1394 (also called FireWire) interfaces, or on disks connected to shared SCSI buses. If you are using a portable computer and right-click a disk in the graphical or list view in Disk Management, you will not see the option to convert the disk to dynamic.

Dynamic disks are a separate form of volume management that allows volumes to have noncontiguous extents on one or more physical disks. Dynamic disks and volumes rely on the Logical Disk Manager (LDM) and Virtual Disk Service (VDS) and their associated features. These features enable you to perform tasks such as converting basic disks into dynamic disks, and creating fault-tolerant volumes. To encourage the use of dynamic disks, multi-partition volume support was removed from basic disks, and is now exclusively supported on dynamic disks.

GPT disks can be converted to MBR disks only if all existing partitioning is first deleted, with associated loss of data.

Q. What happens when a basic disk is converted to dynamic?

A. **For a drive to be eligible for conversion to dynamic, all basic data partitions on the drive must be contiguous.** If other unrecognized partitions separate basic data partitions, the disk cannot be converted. This is one of the reasons that the MSR must be created before any basic data partitions. The first step in conversion is to separate a portion of the MSR to create the configuration database partition. All non-bootable basic partitions are then combined into a single data container partition. Boot partitions are retained as separate data container partitions. This is analogous to conversion of primary partitions.

Windows XP and later versions of the Windows operating system differs from Windows 2000 in that basic and extended partitions are preferentially converted to a single 0x42 partition, rather than being retained as multiple distinct 0x42 partitions as on Windows 2000.

<http://technet.microsoft.com/en-us/library/cc725671.aspx>

<http://msdn.microsoft.com/en-us/library/windows/desktop/aa363785%28v=vs.85%29.aspx>

<http://msdn.microsoft.com/en-us/library/windows/hardware/gg463525.aspx>

<http://technet.microsoft.com/en-us/library/cc757696.aspx>

<http://technet.microsoft.com/en-us/library/cc776315.aspx>

QUESTION 253

You work as a senior administrator at ABC.com. The ABC.com network consists of a single domain named ABC.com. All servers on the ABC.com network have Windows Server 2012 installed.

You are running a training exercise for junior administrators. You are currently discussing storage pools. Which of the following are TRUE with regards to storage pools?

- A. It allows you to group physical disks into one or more containers.
- B. It prevents you from grouping physical disks into one or more containers.
- C. It allows you to easily add storage with minor impact on users.
- D. It allows you to easily add storage without impacting users.

Correct Answer: AD

Section: (none)

Explanation

Explanation/Reference:

A. **Storage Space subsystem now virtualizes storage by abstracting multiple physical disks into a logical construct with specified capacity**

B.

C.

D. **Thin provisioning**

Windows Server 2012 Storage Space subsystem now virtualizes storage by abstracting multiple physical disks into a logical construct with specified capacity.

The process is to group selected physical disks into a container, the so-called storage pool.

Some of the goals of Storage Spaces include the ability to:

Obtain and easily manage reliable and scalable storage with reduced cost

Aggregate individual drives into storage pools that are managed as a single entity

Utilize simple inexpensive storage with or without external storage

Provision storage as needed from pools of storage you've created

Grow storage pools on demand

Use PowerShell to manage Storage Spaces for Windows 8 clients or Windows Server 2012

- Delegate administration by specific pool
- Use diverse types of storage in the same pool: SATA, SAS, USB, SCSI
- Use existing tools for backup/restore as well as VSS for snapshots
- Designate specific drives as hot spares
- Automatic repair for pools containing hot spares with sufficient storage capacity to cover what was lost
- Management can be local, remote, through MMC, or PowerShell

Limitations:

Not supported on boot, system, or CSV volumes (Storage Spaces formatted with ReFS can't be used for a CSV)

- Drives must be 10GB or larger

- When you introduce a drive into a storage pool, the contents of the drive being added will be lost.

- Add only un-formatted/un-partitioned drives

- A simple storage pool must consist of at least one drive

- A mirrored pool must have at least 2 drives. For 3-way mirroring there is an obvious need for more

- Three drive minimum for using Parity

- All drives in a pool must use the same sector size

- Fibre-channel and iSCSI are not supported

- Storage must be storport.sys compatible

Virtual disks to be used with a failover cluster that emanate from a storage pool must use the NTFS file system. ReFS or third-party file systems may be used for other purposes

Thin provisioning is an end-to-end storage provisioning solution. It requires planning for storage deployment and execution on the host and client application. Windows thin provisioning features serve as the interfaces between the thin provisioning-capable storage and the host server. **Windows thin provisioning features include thin provisioning logical unit (LUN) identification, threshold notification, handles for resource exhaustion, and space reclamation for delivering highly available and scalable storage provisioning service to end users.**

Storage Spaces can virtualize storage to create what are called storage pools. A storage pool is an aggregation of unallocated space on physical disks installed in or connected to servers (These disks could be installed inside servers on your network or within just-a-bunch-of-disks (JBOD) enclosures). Storage pools are flexible and elastic, allowing you to add or remove disks from the pool as your demand for storage grows or shrinks.

Once you've created a storage pool using Storage Spaces, you can provision storage from the pool by creating virtual disks. A virtual disk behaves exactly like a physical disk except that it can span multiple physical disks within the storage pool. Virtual disks can host simple volumes or volumes with resiliency (mirroring or parity) to increase the reliability or performance of the disk. A virtual disk is sometimes called a LUN.

Storage Spaces is fully remoteable and scriptable. This increases the Operational simplicity. Management is permitted through the Windows Storage Management API, WMI, and Windows PowerShell. And, Storage Spaces can be easily managed through the File Services role in Server Manager.

<http://blogs.technet.com/b/askpfeplat/archive/2012/10/10/windows-server-2012-storage-spaces-is-it-for-you-could-be.aspx>

<http://blogs.technet.com/b/yungchou/archive/2012/08/31/windows-server-2012-storage-virtualization-explained.aspx>

<http://msdn.microsoft.com/en-us/library/windows/hardware/hh770514.aspx>

<http://blogs.msdn.com/b/clustering/archive/2012/06/02/10314262.aspx>

<http://blogs.msdn.com/b/b8/archive/2012/01/05/virtualizing-storage-for-scale-resiliency-and-efficiency.aspx>

<http://blogs.technet.com/b/canitpro/archive/2012/12/20/windows-server-2012-it-camp-lab-3-thin-vs-fixed-provisioning-that-is-the-storage-management-question.aspx>

QUESTION 254

You work as an administrator at ABC.com. The ABC.com network consists of a single domain named ABC.com. All servers in the ABC.com domain, including domain controllers, have Windows Server 2012 installed.

You have been instructed to modify the name of the local Administrator account on all ABC.com workstations. You want to achieve this using as little administrative effort as possible.

Which of the following actions should you take?

- A. You should consider configuring the Security Options settings via the Group Policy Management Console (GPMC).
- B. You should consider configuring the Security Options settings via Server Manager.
- C. You should consider configuring the replication settings.
- D. You should consider navigating to Local Users and Groups via Computer Management on each workstation.

Correct Answer: A

Section: (none)

Explanation

Explanation/Reference:

Rename administrator account policy setting determines **whether a different account name is associated with the security identifier (SID) for the Administrator account.**

Because the Administrator account exists on all Windows server versions, renaming the account makes it slightly more difficult for attackers to guess this user name and password combination. By default, the built-in Administrator account cannot be locked out no matter how many times a malicious user might use a bad password. This makes the Administrator account a popular target for brute-force password-guessing attacks. The value of this countermeasure is lessened because this account has a well-known SID and there are non-Microsoft tools that allow you to initiate a brute-force attack over the network by specifying the SID rather than the account name. This means that even if you have renamed the Administrator account, a malicious user could start a brute-force attack by using the SID.

Rename the Administrator account by specifying a value for the Accounts: Rename administrator account policy setting.

Location: GPO_name\Computer Configuration\Windows Settings\Security Settings\Local Policies\Security Options

<http://technet.microsoft.com/en-us/library/jj852273%28v=ws.10%29.aspx>
<http://windowsitpro.com/group-policy/securing-administrator-account>

QUESTION 255

You work as an administrator at ABC.com. The ABC.com network consists of a single domain named ABC.com. All servers in the ABC.com domain, including domain controllers, have Windows Server 2012 installed.

You have created and linked a new Group Policy object (GPO) to an organizational unit (OU), named ABCServ, which host the computer accounts for servers in the ABC.com domain.

You have been tasked with adding a group to a local group on all servers in the ABC.com domain. This group should not, however, be removed from the local group.

Which of the following actions should you take?

- A. You should consider adding a restricted group.
- B. You should consider adding a global group.
- C. You should consider adding a user group.
- D. You should consider adding a server group.

Correct Answer: A

Section: (none)

Explanation

Explanation/Reference:

Restricted groups in Group policies are a simple way of delegating permissions or group membership centrally to any domain computer or server.

Using restricted groups it is easier to enforce the lowest possible permissions to any given account.

Computer Configuration\Windows Settings\Security Settings\Restricted Groups

Restricted groups allow an administrator to define two properties for security-sensitive groups (that is, "restricted" groups).

The two properties are **Members** and **Member Of**.

- The Members list defines who should and should not belong to the restricted group.
- The Member Of list specifies which other groups the restricted group should belong to.

When a restricted Group Policy is enforced, any current member of a restricted group that is not on the Members list is removed.

Any user on the Members list which is not currently a member of the restricted group is added.

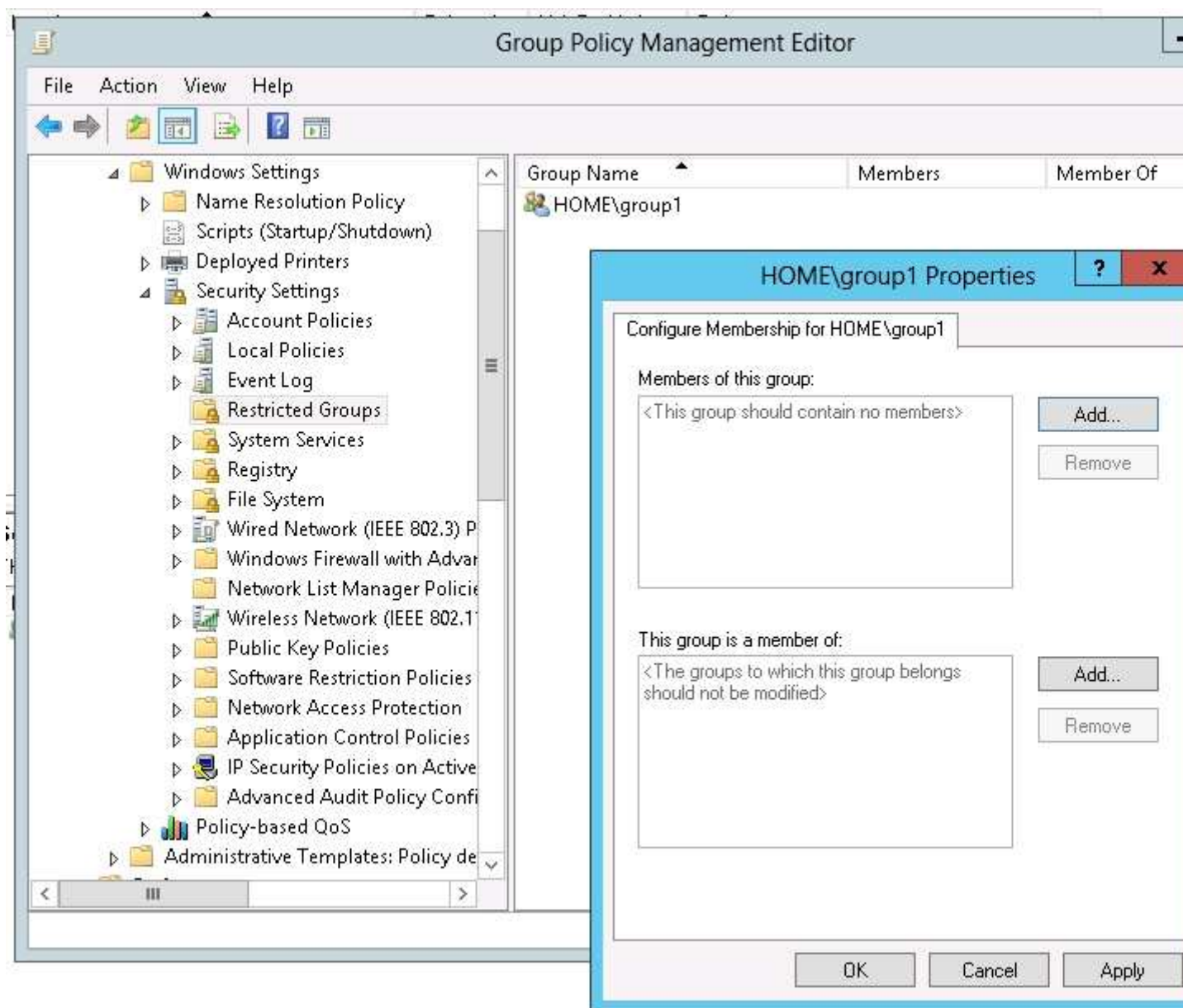
The Restricted Groups folder is available only in Group Policy objects associated with domains, OUs, and sites.

The Restricted Groups folder does not appear in the Local Computer Policy object.

If a Restricted Group is defined such that it has no members (that is, the Members list is empty), then all members of the group are removed when the policy is enforced on the system.

If the Member Of list is empty no changes are made to any groups that the restricted group belongs to.

In short, an empty Members list means the restricted group should have no members while an empty Member Of list means "don't care" what groups the restricted group belongs to.



<http://technet.microsoft.com/en-us/library/cc957640.aspx>

QUESTION 256

You work as an administrator at ABC.com. The ABC.com network consists of a single domain named ABC.com. All servers in the ABC.com domain, including domain controllers, have Windows Server 2012 installed. You have configured a server, named ABC-SR07, as a VPN server. You are required to configure new firewall rules for workstation connections. You want to achieve this using the least amount of

administrative effort.

Which of the following actions should you take?

- A. You should consider making use of the Enable-NetFirewallRule cmdlet.
- B. You should consider making use of the New-NetFirewallRule cmdlet.
- C. You should consider making use of dism.exe from the command prompt.
- D. You should consider making use of dsadd.exe from the command prompt.

Correct Answer: B

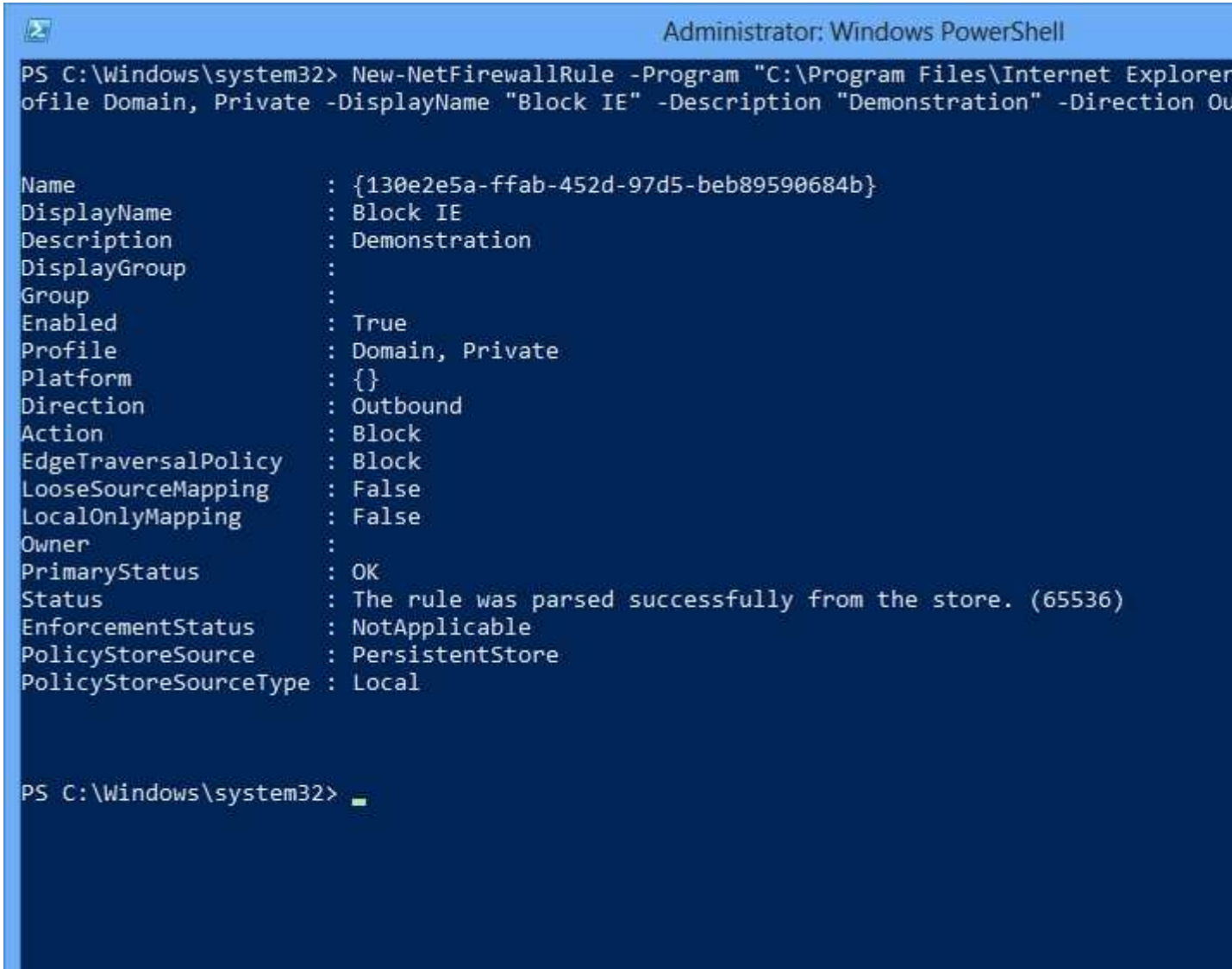
Section: (none)

Explanation

Explanation/Reference:

New-NetFirewallRule - Creates a new inbound or outbound firewall rule and adds the rule to the target computer.

You can't Enable what doesn't exist yet... you must use New-NetFirewallRule



```
Administrator: Windows PowerShell
PS C:\Windows\system32> New-NetFirewallRule -Program "C:\Program Files\Internet Explorer\iexplore.exe" -Name "Block IE" -Description "Demonstration" -Direction Outbound
Name : {130e2e5a-ffab-452d-97d5-beb89590684b}
DisplayName : Block IE
Description : Demonstration
DisplayGroup :
Group :
Enabled : True
Profile : Domain, Private
Platform : {}
Direction : Outbound
Action : Block
EdgeTraversalPolicy : Block
LooseSourceMapping : False
LocalOnlyMapping : False
Owner :
PrimaryStatus : OK
Status : The rule was parsed successfully from the store. (65536)
EnforcementStatus : NotApplicable
PolicyStoreSource : PersistentStore
PolicyStoreSourceType : Local

PS C:\Windows\system32>
```

<http://technet.microsoft.com/en-us/library/jj554908%28v=wps.620%29.aspx>

<http://blogs.technet.com/b/heyscriptingguy/archive/2012/11/13/use-powershell-to-create-new-windows-firewall-rules.aspx>

QUESTION 257

You work as an administrator at ABC.com. The ABC.com network consists of a single domain named ABC.com. All servers in the ABC.com domain, including domain controllers, have Windows Server 2012

installed. ABC.com has a domain controller, named ABC-DC01. You have been instructed to make sure that the Group Policy Administrative Templates are available centrally. Which of the following actions should you take?

- A. You should consider copying the policies folder to the PolicyDefinitions folder in the ABC.com domain's SYSVOL folder.
- B. You should consider copying the PolicyDefinitions folder to the policies folder in the ABC.com domain's SYSVOL folder.
- C. You should consider copying the PolicyDefinitions folder to the policies folder in the ABC.com domain's systemroot folder.
- D. You should consider copying the PolicyDefinitions folder to the policies folder in the ABC.com domain's logonserver folder.

Correct Answer: B

Section: (none)

Explanation

Explanation/Reference:

PolicyDefinitions folder within the SYSVOL folder hierarchy. By placing the ADMX files in this directory, they are replicated to every DC in the domain; by extension, the ADMX-aware Group Policy Management Console in Windows Vista, Windows 7, Windows Server 2008 and R2 can check this folder as an additional source of ADMX files, and will report them accordingly when setting your policies.

By default, the folder is not created. Whether you are a single DC or several thousand, I would strongly recommend you create a Central Store and start using it for all your ADMX file storage. It really does work well.

The Central Store

To take advantage of the benefits of .admx files, **you must create a Central Store in the SYSVOL folder on a domain controller.** The Central Store is a file location that is checked by the Group Policy tools. The Group Policy tools use any .admx files that are in the Central Store. The files that are in the Central Store are later replicated to all domain controllers in the domain.

To create a Central Store for .admx and .adml files, **create a folder that is named PolicyDefinitions** in the following location:

\\FQDN\SYSVOL\FQDN\policies

Note: FQDN is a fully qualified domain name.

<http://tigermatt.wordpress.com/tag/policydefinitions/>

<http://support.microsoft.com/kb/929841/en-us>

<http://www.virtuallyimpossible.co.uk/how-to-create-a-group-policy-central-store/>

<http://support.microsoft.com/kb/2741591/en-us>

QUESTION 258

You work as an administrator at ABC.com. The ABC.com network consists of a single domain named ABC.com. All servers in the ABC.com domain, including domain controllers, have Windows Server 2012 installed. ABC.com has a Hyper-V server, named ABC-SR13, which hosts multiple virtual machines. You have enabled the use of Single-root I/O virtualization.

Which of the following is TRUE with regards to using Single-root I/O virtualization? (Choose all that apply.)

- A. It maximizes network throughput, while minimizing network latency.
- B. It maximizes network throughput, as well as network latency.
- C. It avoids the virtual switch stack and allows the virtual machine direct access to the actual network switch.
- D. It prevents the virtual machine from accessing the network switch directly.

Correct Answer: AC

Section: (none)

Explanation

Explanation/Reference:

SR-IOV **enables network traffic to bypass the software switch layer of the Hyper-V virtualization stack.**

Because the VF is assigned to a child partition, the network traffic flows directly between the VF and child partition. As a result, the I/O overhead in the software emulation layer is diminished and **achieves network performance that is nearly the same performance as in nonvirtualized environments.**

<http://msdn.microsoft.com/en-us/library/windows/hardware/hh440148%28v=vs.85%29.aspx>

QUESTION 259

You work as a senior administrator at ABC.com. The ABC.com network consists of a single domain named ABC.com. All servers on the ABC.com network have Windows Server 2012 installed.

You are running a training exercise for junior administrators. You are currently discussing the use of Non-Uniform Memory Architecture (NUMA).

Which of the following is TRUE with regards to Non-Uniform Memory Architecture (NUMA)? (Choose two.)

- A. It is a computer architecture used in multiprocessor systems.
- B. It is a computer architecture used in single processor systems.
- C. It allows a processor to access local memory faster than it can access remote memory.
- D. It allows a processor to access remote memory faster than it can access local memory.

Correct Answer: AC

Section: (none)

Explanation

Explanation/Reference:

NUMA is a hardware design feature that divides CPUs and memory in a physical server into NUMA nodes. You get the best performance when a process uses memory and CPU from within the same NUMA node. When a process requires more memory, but the current NUMA node is full, then it'll get memory from another NUMA node and that comes at a performance cost to that process, and possibly all other processes on that physical server.

And that's why virtualization engineers need to be aware of this. In Hyper-V we have Dynamic Memory.

Non-Uniform Memory Access or Non-Uniform Memory Architecture (NUMA) is a computer memory design **used in multiprocessors**, where the memory access time depends on the memory location relative to a processor. Under ccNUMA, a processor **can access its own local memory faster than non-local memory**, that is, memory local to another processor or memory shared between processors. NUMA architectures logically follow in scaling from symmetric multiprocessing (SMP) architectures.

http://en.wikipedia.org/wiki/Non-Uniform_Memory_Access
<http://www.aidanfinn.com/?p=11945>

QUESTION 260

You work as a senior administrator at ABC.com. The ABC.com network consists of a single domain named ABC.com. All servers on the ABC.com network have Windows Server 2012 installed.

You are running a training exercise for junior administrators. You are currently discussing what happens when you run the Remove-NetLbfoTeam Windows PowerShell cmdlet.

Which of the following describes the results of running this cmdlet?

- A. It removes one or more network adapters from a specified NIC team.
- B. It removes a team interface from a NIC team.
- C. It removes a specified NIC team from the host.
- D. It removes a network adapter member from a switch team.

Correct Answer: C

Section: (none)

Explanation

Explanation/Reference:

Remove-NetLbfoTeam **removes the specified NIC team from the host**

The Remove-NetLbfoTeam cmdlet removes the specified NIC team from the host.

This cmdlet disconnects all associated team members and providers from the team.

You can specify the team to remove by using either a team object retrieved by Get-NetLbfoTeam, or by specifying a team name.

You can use Remove-NetLbfoTeam to remove all NIC teams from the server.

You need administrator privileges to use Remove-NetLbfoTeam.

<http://technet.microsoft.com/en-us/library/jj130848%28v=wps.620%29.aspx>

QUESTION 261

You work as a senior administrator at ABC.com. The ABC.com network consists of a single domain named ABC.com. All servers in the ABC.com domain, including domain controllers, have Windows Server 2012 installed.

You are running a training exercise for junior administrators. You are currently discussing the Virtual Fibre Channel SAN feature.

Which of the following is TRUE with regards to the Virtual Fibre Channel SAN feature? (Choose all that apply.)

- A. It prevents virtual machines from connecting directly to Fibre Channel storage.
- B. It allows for virtual machines to connect to Fibre Channel storage directly.
- C. It includes support for virtual SANs, live migration, and multipath I/O.
- D. It includes support for virtual SANs, and live migration, but not multipath I/O.

Correct Answer: BC

Section: (none)

Explanation

Explanation/Reference:

To gain the full benefits of server virtualization and cloud architectures, virtualized workloads need to connect easily and reliably to existing SANs.

For many enterprise organizations, Hyper-V deployments were limited in scale and scope because they lacked the ability to directly connect VMs to Fibre Channel SAN storage from inside a VM.

Hyper-V in Windows Server 2012 now provides virtual Fibre Channel Host Bus Adapter (HBA) ports within the guest operating system that runs the virtual machine, **connecting virtual machines directly to Fibre Channel SAN Logical Unit Numbers (LUNs)**.

Virtual Fibre Channel for Hyper-V provides several important advantages for Hyper-V environments:

- **Simplifies storage connectivity for virtualized workloads to ultra-reliable, high-performance Fibre Channel SAN storage**
- **Enables new solutions that require shared storage, such as failover clustering, live migration, and multipath I/O**
- Leverages and protects existing investments in Fibre Channel storage
- Enables advanced FC SAN storage functionality for VMs
- Facilitates migration of FC workloads into the cloud
- Enables improved monitoring and troubleshooting, with visibility from the VM to the FC SAN storage
- Enables centralized management of Ethernet and FC-based virtualized workloads

Combining Virtual Fibre Channel for Hyper-V and the Brocade® Fibre Channel SAN infrastructure greatly simplifies connectivity between Fibre Channel SAN storage and virtualized applications, enabling enterprise IT and hosting providers to achieve new levels of availability, reliability, and scalability for cloud-based services.

You need your virtualized workloads to connect easily and reliably to your existing storage arrays.

Windows Server 2012 provides Fibre Channel ports within the guest operating system, which allows you to **connect to Fibre Channel directly from within virtual machines**.

This feature protects your investments in Fibre Channel, enables you to virtualize workloads that use direct

access to Fibre Channel storage, allows you to cluster guest operating systems over Fibre Channel, and provides an important new storage option for servers hosted in your virtualization infrastructure.

With this Hyper-V virtual Fibre Channel feature, you can connect to Fibre Channel storage from within a virtual machine. This allows you to use your existing Fibre Channel investments to support virtualized workloads. Support for Fibre Channel in Hyper-V guests **also includes support for many related features, such as virtual SANs, live migration, and MPIO.**

<http://technet.microsoft.com/en-us/library/hh831413.aspx>

http://www.brocade.com/downloads/documents/technical_briefs/virtual-fibre-channel-hyperv-tb.pdf

QUESTION 262

You work as an administrator at ABC.com. The ABC.com network consists of a single domain named ABC.com. All servers in the ABC.com domain, including domain controllers, have Windows Server 2012 installed.

When you recently added new workstations to the ABC.com manually, you found that the computer accounts were created in the default container. You want to make sure that the default container for newly created computers is redirected to a specified, target organizational unit (OU).

Which of the following actions should you take?

- A. You should consider making use of the replace.exe command-line tool.
- B. You should consider making use of the redircmp.exe command-line tool.
- C. You should consider making use of the redirusr.exe command-line tool.
- D. You should consider making use of the rexec.exe command-line tool.

Correct Answer: B

Section: (none)

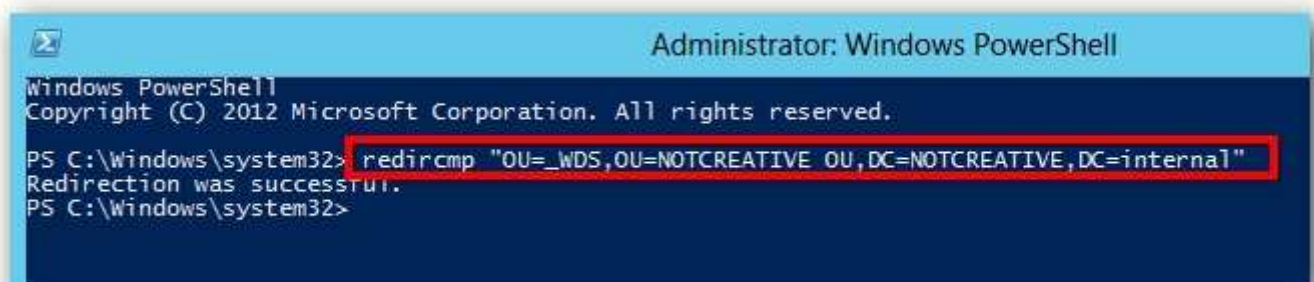
Explanation

Explanation/Reference:

redircmp.exe **redirects the default container for newly created computers to a specified, target organizational unit (OU)** so that newly created computer objects are created in the specific target OU instead of in CN=Computers.



```
Administrator: Command Prompt
C:\>redircmp OU=New-Computers,OU=PC,DC=adr2,DC=se
Redirection was successful.
C:\>
```



```
Administrator: Windows PowerShell
Windows PowerShell
Copyright (C) 2012 Microsoft Corporation. All rights reserved.

PS C:\Windows\system32> redircmp "OU=_WDS,OU=NOTCREATIVE OU,DC=NOTCREATIVE,DC=internal"
Redirection was successful.
PS C:\Windows\system32>
```

<http://technet.microsoft.com/pt-pt/library/cc770619%28v=ws.10%29.aspx>

<http://support.microsoft.com/kb/324949/en-us>

<http://support.microsoft.com/kb/555573/en-us>

QUESTION 263

You work as an administrator at ABC.com. The ABC.com network consists of a single domain named ABC.com.

ABC.com has a Windows Server 2012 domain controller, named ABC-DC01, which has the Domain Naming master and the Schema master roles installed. ABC.com also has a Windows Server 2008 R2 domain controller, named ABC-DC02, which has the PDC Emulator, RID master, and Infrastructure master roles installed.

You have deployed a new Windows Server 2012 server, which belongs to a workgroup, in ABC.com's perimeter network. You then executed the djoin.exe command.

Which of the following is the purpose of the djoin.exe command?

- A. It sets up a computer account in a domain and requests an offline domain join when a computer restarts.
- B. It sets up a user account in a domain and requests an online domain join when a computer restarts.
- C. It sets up a computer account in a domain and requests an offline domain join immediately.
- D. It sets up a computer account in a domain and requests an online domain join immediately.

Correct Answer: A

Section: (none)

Explanation

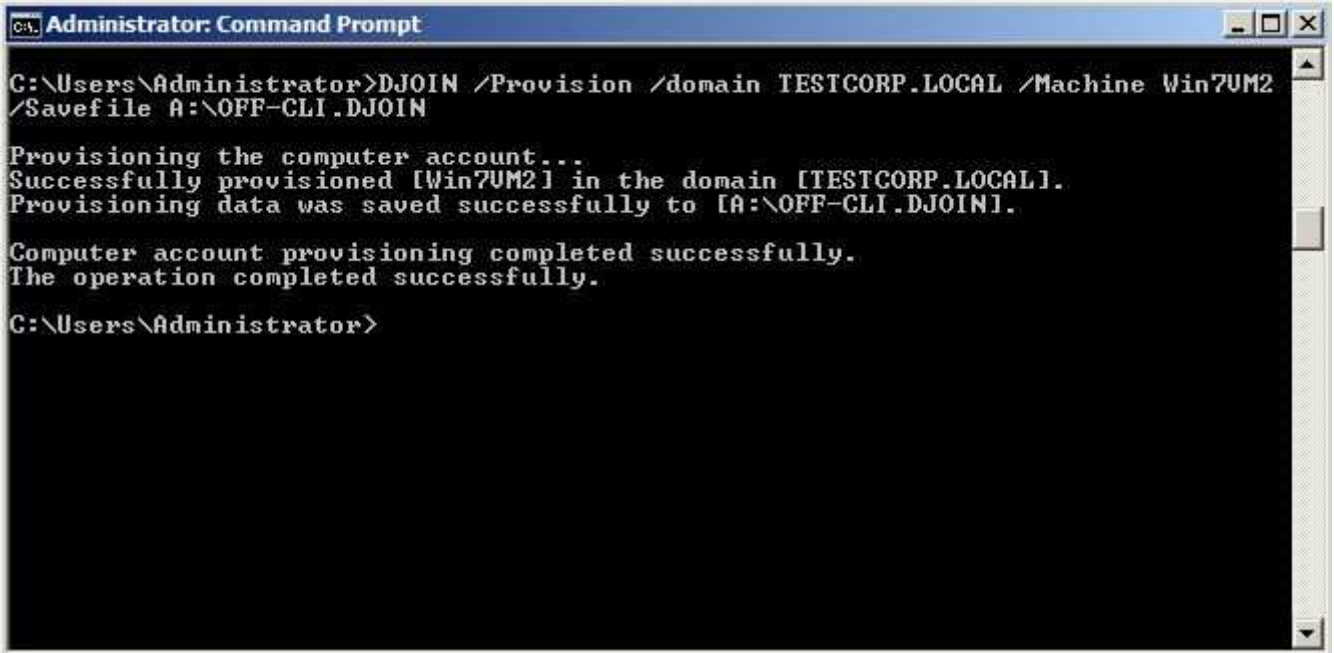
Explanation/Reference:

To **perform an offline domain join**, you run commands by using a new tool named Djoin.exe. You use Djoin.exe to provision computer account data into AD DS. You also use it to insert the computer account data into the Windows directory of the destination computer, which is the computer that you want to **join to the domain**.

/localos

Targets the local operating system installation, **instead of an offline image**, with the domain join information.

Because this parameter injects the blob data into the locally running operating system image, **you must restart the computer to complete the domain join operation, as you must also do for an online domain join**.

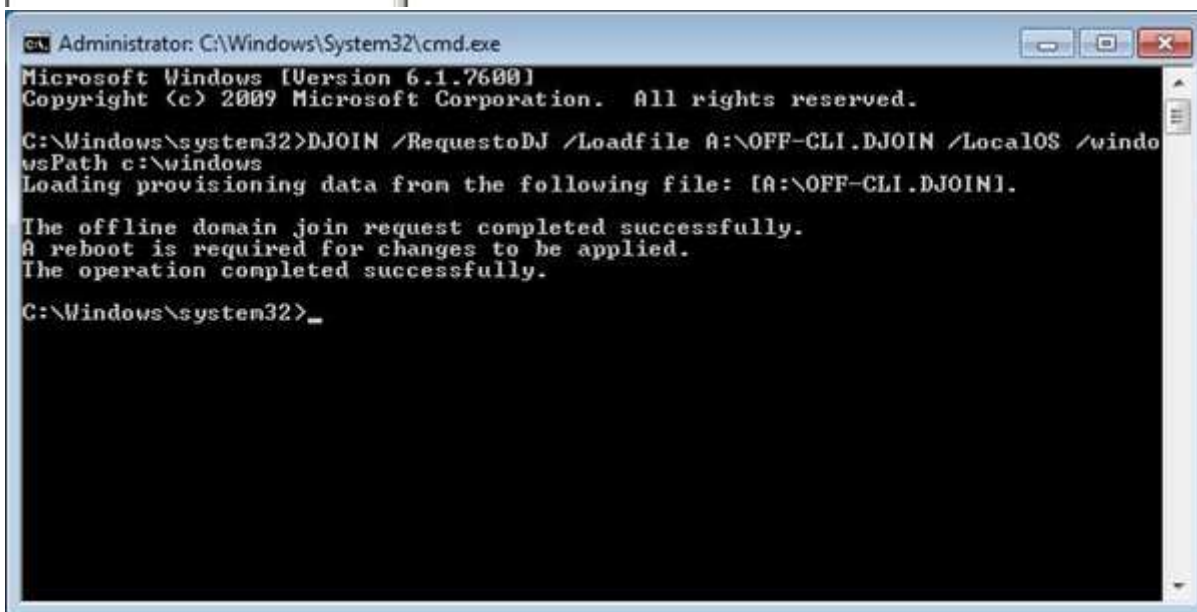
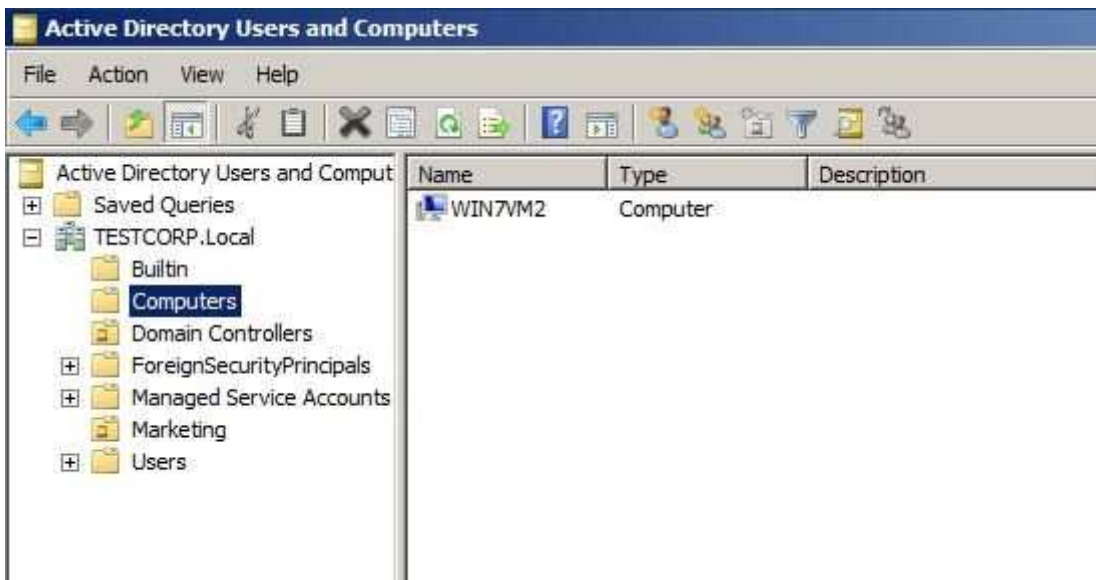


```
C:\Users\Administrator>DJOIN /Provision /domain TESTCORP.LOCAL /Machine Win7UM2
/Savefile A:\OFF-CLI.DJOIN

Provisioning the computer account...
Successfully provisioned [Win7UM2] in the domain [TESTCORP.LOCAL].
Provisioning data was saved successfully to [A:\OFF-CLI.DJOIN].

Computer account provisioning completed successfully.
The operation completed successfully.

C:\Users\Administrator>
```



<http://technet.microsoft.com/en-us/library/offline-domain-join-djoin-step-by-step%28v=ws.10%29.aspx>

QUESTION 264

You work as an administrator at ABC.com. The ABC.com network consists of a single domain named ABC.com. All servers in the ABC.com domain have Windows Server 2012 installed, while domain controllers have Windows Server 2008 R2 installed.

You are then tasked with deploying a new Windows Server 2012 domain controller. You are preparing to install the DNS Server role, and enable the global catalog server option.

Which of the following actions should you take?

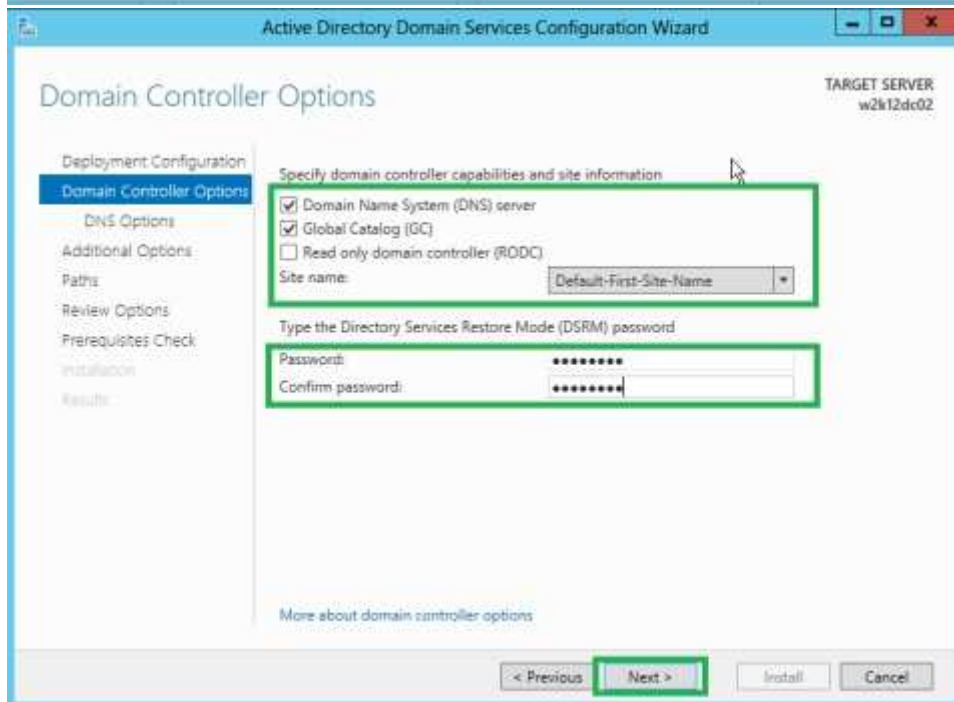
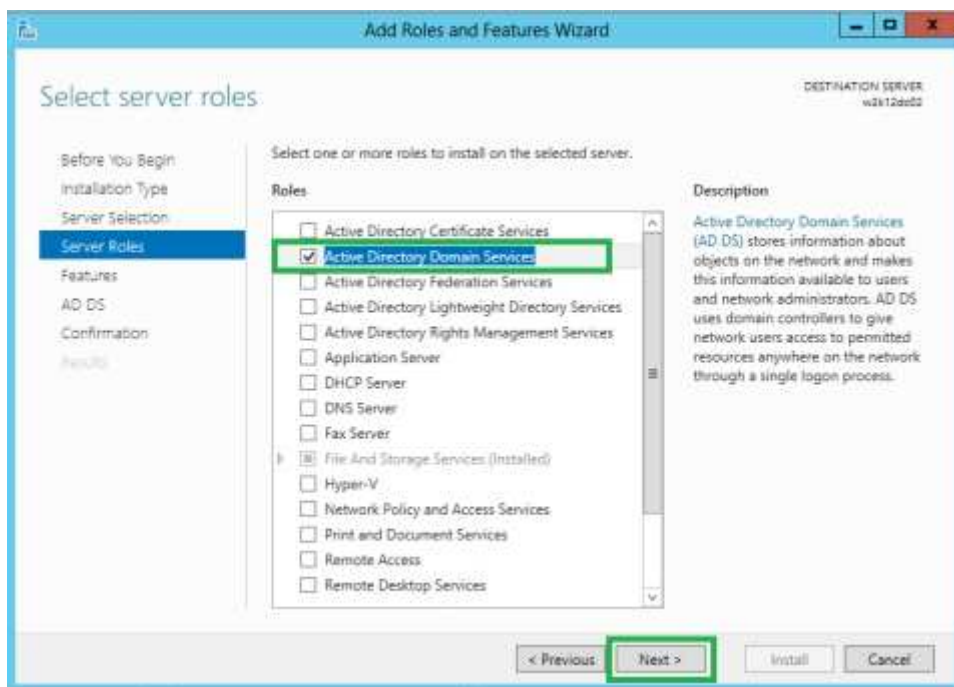
- A. You should consider making use of Server Manager.
- B. You should consider making use of the Active Directory Installation Wizard.
- C. You should consider making use of the DHCP Installation Wizard
- D. You should consider making use of TS Manager

Correct Answer: A

Section: (none)

Explanation

Explanation/Reference:



<http://kpytko.pl/2012/09/07/adding-first-windows-server-2012-domain-controller-within-windows-200320082008r2-network/>
<http://www.msserverpro.com/migrating-active-directory-domain-controller-from-windows-server-2008-r2-to->

QUESTION 265

You work as an administrator at ABC.com. The ABC.com network consists of a single domain named ABC.com. all servers in the ABC.com domain has Windows Server 2012 installed.

You have logged on to a server, named ABC-SR07, and would like to obtain the IP configurations of a server, named ABC-SR13.

Which of the following actions should you take?

- A. You should consider making use of the Winrs.exe command.
- B. You should consider making use of the Winsat.exe command.
- C. You should consider making use of the Winpop.exe command.
- D. You should consider making use of the Dsrms.exe command.

Correct Answer: A

Section: (none)

Explanation

Explanation/Reference:

Windows Remote Management allows you to manage and execute programs remotely.

You can use WinRS to administer a Server Core installation remotely from the command line. WinRS is a command-line tool included in both Windows Vista and the Full installation of Windows Server 2008, which relies on Windows Remote Management (WinRM) to execute remote commands, especially for headless servers. WinRM is Microsoft's implementation of the WS-Management protocol, a standard Simple Object Access Protocol (SOAP)-based, firewall-friendly protocol that enables hardware and operating systems from different vendors to interoperate. You can think of WinRM as the server side and WinRS the client side of WS-Management.

`winrs -r:<some computer> ipconfig /all`

```
Administrator: C:\Windows\system32\cmd.exe
C:\Users\Administrator.HOME>winrs -r:virtual1 ipconfig /all

Windows IP Configuration

Host Name . . . . . : VIRTUAL1
Primary Dns Suffix . . . . . : home.local
Node Type . . . . . : Hybrid
IP Routing Enabled. . . . . : No
WINS Proxy Enabled. . . . . : No
DNS Suffix Search List. . . . . : home.local

Ethernet adapter Ethernet 2:

Connection-specific DNS Suffix . : 
Description . . . . . : Microsoft Hyper-U Network Adapter #2
Physical Address. . . . . : 00-15-5D-01-64-11
DHCP Enabled. . . . . : No
Autoconfiguration Enabled . . . . : Yes
IPv4 Address. . . . . : 192.168.1.199(Preferred)
Subnet Mask . . . . . : 255.255.255.0
Default Gateway . . . . . : 192.168.1.1
NetBIOS over Tcpip. . . . . : Enabled

Ethernet adapter Ethernet:

Connection-specific DNS Suffix . : 
Description . . . . . : Microsoft Hyper-U Network Adapter
Physical Address. . . . . : 00-15-5D-01-64-00
DHCP Enabled. . . . . : No
Autoconfiguration Enabled . . . . : Yes
IPv4 Address. . . . . : 192.168.1.10(Preferred)
Subnet Mask . . . . . : 255.255.255.0
Default Gateway . . . . . : 192.168.1.1
DNS Servers . . . . . : 127.0.0.1
NetBIOS over Tcpip. . . . . : Enabled
```

<http://technet.microsoft.com/en-us/library/dd163506.aspx>

QUESTION 266

You work as an administrator at ABC.com. The ABC.com network consists of a single domain named ABC.com. All servers on the ABC.com network have Windows Server 2012 installed.

You have been instructed to make sure that a server, named ABC-SR07, is configured to be managed remotely from ABC-SR01 using Server Manager.

Which of the following is not a valid option to take? (Choose all that apply.)

- A. You could access the server manager on ABC-SR01.
- B. You could access the server manager on ABC-SR13.
- C. You could run the %windir%\system32\Configure-SMRemoting.exe from an elevated command prompt on ABC-SR13.
- D. You could run the Configure-SMRemoting.exe -enable cmdlet on ABC-SR01.

Correct Answer: BC

Section: (none)

Explanation

Explanation/Reference:

To enable Server Manager remote management by using Windows PowerShell

```
Administrator: Windows PowerShell
Windows PowerShell
Copyright (C) 2012 Microsoft Corporation. All rights reserved.

PS C:\Users\Administrator> Configure-SMRemoting.exe -enable
Server Manager Remoting is already enabled
PS C:\Users\Administrator> Configure-SMRemoting.exe -get
Server Manager Remoting is enabled
PS C:\Users\Administrator> Configure-SMRemoting.exe -disable
Server Manager Remoting is now disabled: Disabled remote access.

PS C:\Users\Administrator> Configure-SMRemoting.exe -get
Server Manager Remoting is disabled
PS C:\Users\Administrator> Configure-SMRemoting.exe -enable
Server Manager Remoting is now enabled: Enabled remote access.

PS C:\Users\Administrator>
PS C:\Users\Administrator> Configure-SMRemoting.exe -get
Server Manager Remoting is enabled
PS C:\Users\Administrator> _
```

On the computer that you want to manage remotely, do one of the following to open a Windows PowerShell session **with elevated user rights**.

Configure-SMRemoting.exe -enable

<http://technet.microsoft.com/en-us/library/hh921475.aspx>

<http://technet.microsoft.com/en-us/library/dd759202.aspx>

A resposta correta podem ser as alternativas A e D ou B e C (Precisa validar a correta)

QUESTION 267

You work as an administrator at ABC.com. The ABC.com network consists of a single domain named ABC.com. All servers on the ABC.com network have Windows Server 2008 R2 installed. Most of the ABC.com servers have 64 – bit CPU's installed, while the rest have 32 – bit CPU's installed. You are informed that ABC.com wants to deploy Windows Server 2012 on all their servers. You need to make recommendations to ensure that this is possible. Which of the following would you recommend?

- A. You should inform ABC.com that the deployment can proceed without any changes.
- B. You should inform ABC.com that the servers with 32 – bit CPU's must be upgraded to include 64 – bit CPU's for the deployment to proceed.
- C. You should inform ABC.com that the servers with 64 – bit CPU's must be upgraded to include 32 – bit CPU's for the deployment to proceed.
- D. You should inform ABC.com that the deployment is not in any way possible.

Correct Answer: B

Section: (none)

Explanation

Explanation/Reference:

Windows Server 2012 is a **64-bit only operating system**.

Minimum: 1.4 GHz **64-bit** processor

<http://technet.microsoft.com/en-us/library/jj134246.aspx>

QUESTION 268

You work as an administrator at ABC.com. The ABC.com network consists of a single domain named ABC.com. All servers on the ABC.com network have Windows Server 2012 installed.

ABC.com has its headquarters in London, and several widespread satellite offices. When ABC.com releases a new written policy stating that the graphical user interface (GUI) should not be installed on any servers deployed to ABC.com's satellite offices.

It is reported that a server in one of the satellite offices are not compliant with the new written policy. You are required to remedy the situation, while using the least amount of user interaction.

Which of the following actions should you take?

- A. You should consider uninstalling the User Interfaces and Infrastructure feature using a PowerShell cmdlet.
- B. You should consider uninstalling the User Interfaces and Infrastructure feature via TS Manager.
- C. You should consider uninstalling the User Interfaces and Infrastructure feature via Server Manager.
- D. You should consider uninstalling the User Interfaces and Infrastructure feature using the Dism.exe command from the command prompt.

Correct Answer: C

Section: (none)

Explanation

Explanation/Reference:

One of the great things about Windows PowerShell on Windows Server 2012 is all the great cmdlets and functions. But these did not spring into being from nothingness

<http://blogs.technet.com/b/heyscriptingguy/archive/2013/01/25/use-powershell-to-remove-the-gui-on-windows-server-2012.aspx>

QUESTION 269

You work as an administrator at ABC.com. The ABC.com network consists of a single domain named ABC.com. All servers in the ABC.com domain, including domain controllers, have Windows Server 2012 installed.

ABC.com has a server, named ABC-SR07, which has four network adapters. ABC.com has two local area networks (LANs). Two of ABC-SR07's network adapters are connected to the one LAN, while the other two are connected to the other LAN.

You are required to configure one of the network adapter pairs into a network adapter team.

Which of the following actions should you take?

- A. You should consider accessing the Group Policy Management Console (GPMC) on ABC-SR07.
- B. You should consider accessing the TS Manager console on ABC-SR07.
- C. You should consider accessing the Server Manager console on ABC-SR07.
- D. You should consider accessing the Remote Desktop Gateway Manager console on ABC-SR07.

Correct Answer: C

Section: (none)

Explanation

Explanation/Reference:

NIC teaming, also known as Load Balancing/Failover (LBFO), allows multiple network adapters to be placed into a team for the purposes of bandwidth aggregation, and/or traffic failover to maintain connectivity in the event of a network component failure.

Server Manager ▸ Local Server

- Dashboard
- Local Server**
- All Servers
- File and Storage Services ▸

PROPERTIES For Donst-r710

Computer name Donst-r710
Domain redmond.corp.microsoft.com

Windows Firewall Domain: On
Remote management Enabled
Remote Desktop Enabled
NIC Teaming Disabled

#####

Server Manager ▸ All Servers

- Dashboard
- Local Server
- All Servers**
- File and Storage Services ▸

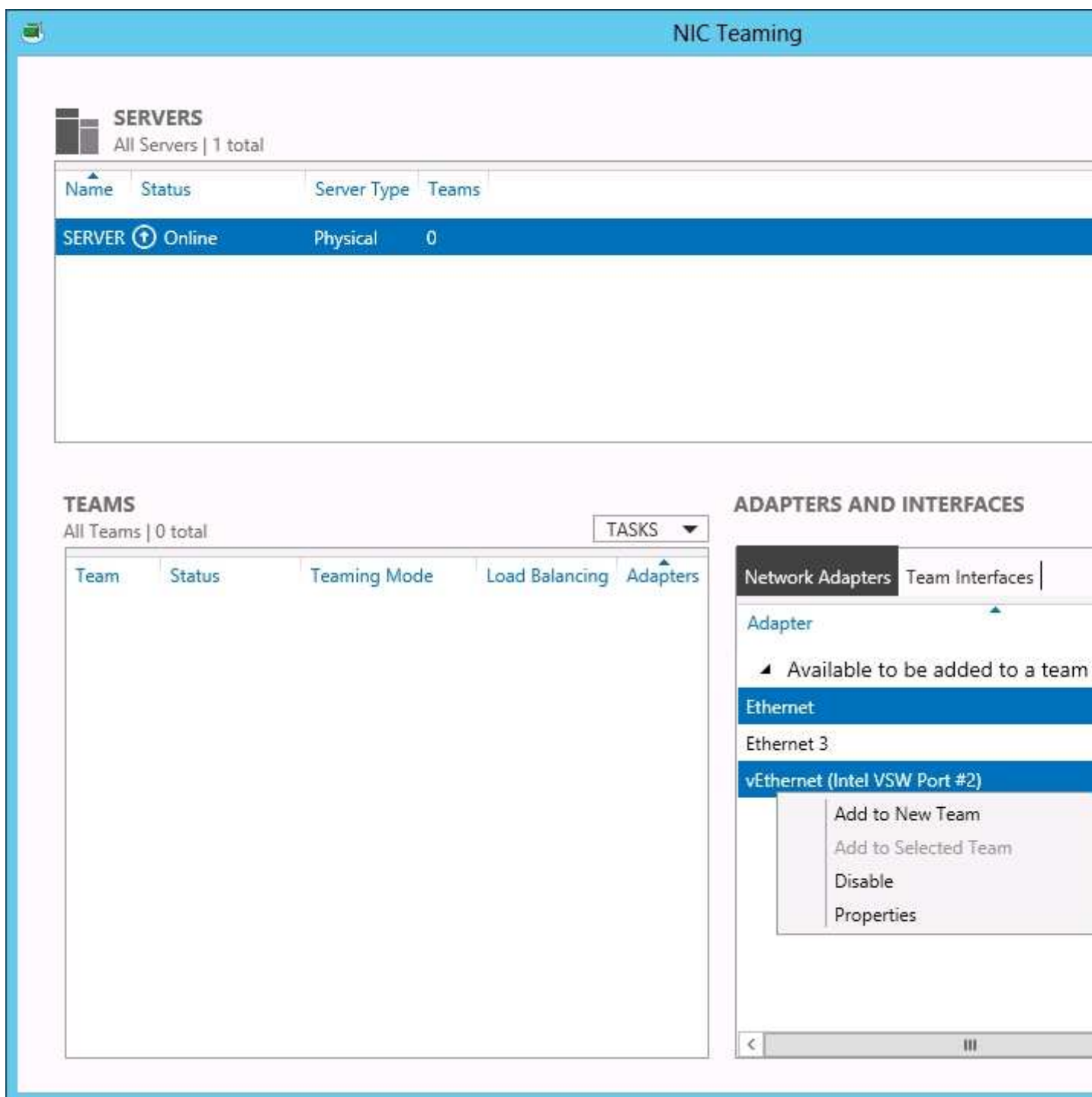
SERVICES All servers | 1 total

Filter

Server Name	IPv4 Address	Manageability
-------------	--------------	---------------

DONST-R710	157.50.25.65	On
------------	--------------	----

- Add Roles and Features
- Restart Server
- Computer Management
- Remote Desktop Connection
- Windows PowerShell
- Configure NIC Teaming**
- Configure Windows Automatic Feedback



<http://www.microsoft.com/en-us/download/details.aspx?id=30160>

QUESTION 270

You work as an administrator at ABC.com. The ABC.com network consists of a single domain named ABC.com. All servers on the ABC.com network have Windows Server 2012 installed.

A server named, ABC-SR13, has a Server Core Installation of Windows Server 2012 installed. You are instructed to convert ABC-SR13's installation to a Server with GUI installation.

You want to use a Windows PowerShell cmdlet that uses Windows Update as a source.

Which of the following actions should you take?

- A. You should consider making use of the Install-WindowsFeature Server-Gui-Mgmt-Infra,Server-Gui-Shell -Restart cmdlet.

- B. You should consider making use of the Install-WindowsFeature Server-Gui-Mgmt-Infra,Server-Gui-Shell –Restart –Source c:\mountdir\windows\winsxs cmdlet.
- C. You should consider making use of the Uninstall-WindowsFeature Server-Gui-Shell–Remove cmdlet.
- D. You should consider making use of the Set-ExecutionPolicy cmdlet.

Correct Answer: A

Section: (none)

Explanation

Explanation/Reference:

The Full GUI Server Interface provides you with the full GUI of Windows Server 2012.

PowerShell Command: **Install-WindowsFeature Server-Gui-Mgmt-Infra, Server-Gui-Shell**

When its done, we will need to restart our server by using the Shutdown command: shutdown -r -t 0

http://blogs.technet.com/b/bruce_adamczak/archive/2013/02/06/windows-2012-core-survival-guide-changing-the-gui-type.aspx
<http://www.howtogeek.com/111967/how-to-turn-the-gui-off-and-on-in-windows-server-2012/>

QUESTION 271

You work as a senior administrator at ABC.com. The ABC.com network consists of a single domain named ABC.com. All servers on the ABC.com network have Windows Server 2012 installed.

You are running a training exercise for junior administrators. You are currently discussing Storage Spaces.

Which of the following is TRUE with regards to Storage Spaces?

- A. Mirroring and parity are optional resilient storage modes of Storage Spaces.
- B. Failover clustering is not supported by Storage Spaces.
- C. Storage spaces are virtual disks with associated attributes such as a preferred level of resiliency, and thin or fixed provisioning.
- D. Storage spaces are a collection of physical disks with associated attributes such as a preferred level of resiliency, and thin or fixed provisioning.

Correct Answer: AC

Section: (none)

Explanation

Explanation/Reference:

Storage Spaces lets you group drives together in a storage pool. Then you can use pool capacity to create storage spaces.

- **Storage spaces are virtual drives that appear in File Explorer.** You can use them like any other drive, so it's easy to work with files on them.
- You can create large storage spaces and add more drives to them when you run low on pool capacity.
- If you have two or more drives in the storage pool, you can create storage spaces that won't be affected by a drive failure—or even the failure of two drives, if you create a three-way mirror storage space.

Storage Spaces includes the following features:

1. Storage pools. Storage pools are the fundamental building blocks for Storage Spaces. Administrators are already familiar with this concept, so they will not have to learn a new model. They can flexibly create storage pools based on the needs of the deployment. For example, given a set of physical disks, an administrator can create one pool (by using all the available physical disks) or multiple pools (by dividing the physical disks as required). Furthermore, to maximize the value from storage hardware, the administrator can map a storage pool to combinations of hard disks as well as solid-state drives (SSDs). Pools can be expanded dynamically by simply adding additional drives, thereby seamlessly scaling to cope with unceasing data growth.
2. Multitenancy. Administration of storage pools can be controlled through access control lists (ACLs) and delegated on a per-pool basis, thereby supporting hosting scenarios that require tenant isolation. Storage Spaces follows the familiar Windows security model; therefore, it can be fully integrated with Active Directory Domain Services.

3. Resilient storage. **Storage Spaces support two optional resiliency modes: mirroring and parity.** Per-pool support for disks that are reserved for replacing failed disks (hot spares), background scrubbing, and intelligent error correction allow continuous service availability despite storage component failures. In the event of a power failure or cluster failover, the integrity of data is preserved so that recovery happens quickly and does not result in data loss.
4. Continuous availability. **Storage Spaces is fully integrated with failover clustering,** which allows it to deliver continuously available service deployments. One or more pools can be clustered across multiple nodes within a single cluster. Storage spaces can then be instantiated on individual nodes, and the storage will seamlessly fail over to a different node when necessary (in response to failure conditions or due to load balancing). Integration with CSVs permits scale-out access to data.
5. Optimal storage use. Server consolidation often results in multiple data sets sharing the same storage hardware. Storage Spaces supports thin provisioning to allow businesses to easily share storage capacity among multiple unrelated data sets and thereby maximize capacity use.
6. Storage Spaces also supports trim, automatically running the Storage Optimizer to help reduce the physical footprint of data by consolidating data.
7. Operational simplicity. Fully remoteable and scriptable management is permitted through the Windows Storage Management API, WMI, and Windows PowerShell. Storage Spaces can be easily managed through the File and Storage Services role in Server Manager. Storage Spaces also provides notifications when the amount of available capacity in a storage pool hits a configurable threshold.

Create a Storage Space

Search Control Panel

Select a name, resiliency type, and size for the storage space

Name and drive letter

Name: My Storage Pool

Drive letter: E:

Resiliency

Resiliency type: Two-way mirror

Size

Storage pool capacity: 38.5 GB

Available capacity: 38.0 GB

Logical size: 19.2 GB (38.3 GB maximum pool capacity usage)

Information: The two-way mirror layout stores two copies of your data, protecting you from a single drive failure. This resiliency type requires at least two drives.

You can create a storage space larger than the amount of available capacity in the storage pool. When you run low on capacity in the pool, you can add more drives.

Create storage space Cancel

<http://windows.microsoft.com/en-us/windows-8/storage-spaces-pools>

<http://technet.microsoft.com/en-us/library/hh831739.aspx>

<http://www.howtogeek.com/109380/how-to-use-windows-8s-storage-spaces-to-mirror-combine-drives/>

QUESTION 272

You work as a senior administrator at ABC.com. The ABC.com network consists of a single domain named ABC.com. All servers on the ABC.com network have Windows Server 2012 installed.

You are running a training exercise for junior administrators. You are currently discussing NIC Teaming.

Which of the following is TRUE with regards to NIC Teaming? (Choose all that apply.)

- A. It allows for traffic failover to prevent connectivity loss if a network component fails.
- B. It prevents bandwidth aggregation.
- C. The Windows Server 2012 implementation of NIC Teaming supports a maximum of 5 NICs in a team.
- D. The Windows Server 2012 implementation of NIC Teaming supports a maximum of 32 NICs in a team.

Correct Answer: AD

Section: (none)

Explanation

Explanation/Reference:

NIC teaming, also known as Load Balancing/Failover (LBFO), allows multiple network adapters to be placed into a team for the **purposes of bandwidth aggregation**, and/or traffic failover to maintain connectivity in the event of a network component failure.

This feature has long been available from NIC vendors but until now NIC teaming has not been included with Windows Server.

Do I have to select a standby member to get fault tolerance (failover)?

No. IN any team with two or more network adapters if a network adapter fails in an Active/Active configuration, the traffic on that network adapter will gracefully failover to the other network adapters in the team even if none of the other adapters are in standby mode.

Number of NICs in a team in a native host

NIC teaming requires the presence of at least one Ethernet NIC. A team of one NIC may be used for separation of traffic using VLANs. Obviously a team with only one team member has no failure protection. Fault protection (failover) requires a minimum of two Ethernet NICs in the team. The Windows Server 2012 implementation **supports up to 32 NICs in a team**.

Number of team interfaces for a team

Windows Server 2012 supports up to 32 team interfaces.

[http://download.microsoft.com/download/F/6/5/F65196AA-2AB8-49A6-A427-373647880534/%5BWindows%20Server%202012%20NIC%20Teaming%20\(LBFO\)%20Deployment%20and%20Management%5D.docx](http://download.microsoft.com/download/F/6/5/F65196AA-2AB8-49A6-A427-373647880534/%5BWindows%20Server%202012%20NIC%20Teaming%20(LBFO)%20Deployment%20and%20Management%5D.docx)

QUESTION 273

You work as a senior administrator at ABC.com. The ABC.com network consists of a single domain named ABC.com. All servers on the ABC.com network have Windows Server 2012 installed.

You are running a training exercise for junior administrators. You are currently discussing spanned volumes.

Which of the following is TRUE with regards to spanned volumes? (Choose all that apply.)

- A. Spanned volumes do not provide fault tolerance.
- B. Spanned volumes are a fault tolerant solution.
- C. You can extend a spanned volume onto a maximum of 16 dynamic disks.
- D. You cannot create a spanned volume using a system volume or boot volume.

Correct Answer: AD

Section: (none)

Explanation

Explanation/Reference:

A spanned volume is a dynamic volume consisting of disk space on more than one physical disk. If a simple volume is not a system volume or boot volume, you can extend it across additional disks to create a spanned volume, or you can create a spanned volume in unallocated space on a dynamic disk.

You need at least two dynamic disks in addition to the startup disk to create a spanned volume. You can extend a spanned volume onto a **maximum of 32 dynamic disks**.

Spanned volumes are not fault tolerant.

<http://technet.microsoft.com/en-us/library/cc772180.aspx>

QUESTION 274

You work as an administrator at ABC.com. The ABC.com network consists of a single domain named ABC.com. All servers in the ABC.com domain, including domain controllers, have Windows Server 2012 installed.

You have just executed the Uninstall-WindowsFeature Server-Gui-Shell –Remove cmdlet on a ABC.com server, named ABC-SR13.

Which of the following is the reason for doing this?

- A. To only remove Windows Explorer from ABC-SR13.
- B. To only remove the Windows Internet Explorer from ABC-SR13.
- C. To only remove the components and files related to Windows Explorer from ABC-SR13.
- D. To remove Windows Explorer, Windows Internet Explorer, and all associated components and files from ABC-SR13.

Correct Answer: D

Section: (none)

Explanation

Explanation/Reference:

Minimal Server Interface

If the server has a full installation of Windows Server, and I need to bring the server down to minimal server interface, I only need to remove the Server-GUI-Shell. The command is shown here.

Get-WindowsFeature Server-Gui-Shell | Uninstall-WindowsFeature –Restart

Minimal Server Interface is situated between the Server Core and Server with a GUI modes, you can either install features on Server Core or remove features from Server with a GUI to reach the Minimal Server Interface installation state

<http://blogs.technet.com/b/heyscriptingguy/archive/2013/01/25/use-powershell-to-remove-the-gui-on-windows-server-2012.aspx>

http://blogs.technet.com/b/server_core/archive/2012/05/09/configuring-the-minimal-server-interface.aspx

QUESTION 275

You work as an administrator at ABC.com. The ABC.com network consists of a single domain named ABC.com. All servers in the ABC.com domain, including domain controllers, have Windows Server 2012 installed.

You have been instructed to add a new domain controller to ABC.com's existing environment.

Which of the following actions should you take?

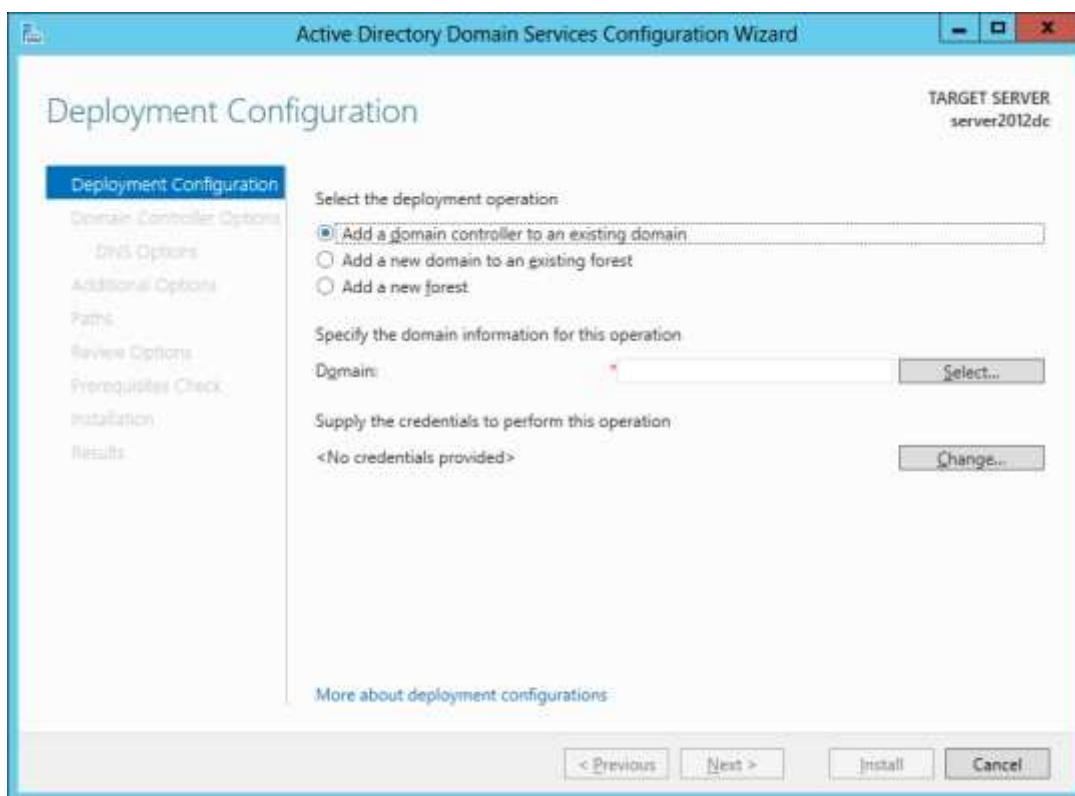
- A. You should consider making use of Server Manager.
- B. You should consider making use of Authorization Manager.
- C. You should consider making use of Remote Desktop Gateway Manager.
- D. You should consider making use of Network Load Balancing Manager.

Correct Answer: A

Section: (none)

Explanation

Explanation/Reference:



<http://social.technet.microsoft.com/wiki/contents/articles/12370.step-by-step-guide-for-setting-up-windows-server-2012-domain-controller.aspx>

QUESTION 276

You work as an administrator at ABC.com. The ABC.com network consists of a single domain named ABC.com. All servers in the ABC.com domain, including domain controllers, have Windows Server 2012 installed.

You have been instructed to modify an Active Directory computer object.

Which of the following actions should you take?

- A. You should consider making use of the Get-ADComputer Windows PowerShell cmdlet.
- B. You should consider making use of the Set-ADComputer Windows PowerShell cmdlet
- C. You should consider making use of the New-ADComputer Windows PowerShell cmdlet
- D. You should consider making use of the Get-ADComputerServiceAccount Windows PowerShell cmdlet

Correct Answer: B

Section: (none)

Explanation

Explanation/Reference:

Set-ADComputer - Modifies an Active Directory computer object.

<http://technet.microsoft.com/en-us/library/ee617263.aspx>

QUESTION 277

You work as an administrator at ABC.com. The ABC.com network consists of an Active Directory forest that contains a root domain, named ABC.com, and two child domains, named us.ABC.com and uk.ABC.com. All servers on the ABC.com network have Windows Server 2012 installed.

The root domain hosts a domain local distribution group, named ABCGroup. You are preparing to issue ABCGroup read-only access to a shared folder hosted by the us.ABC.com domain.

You want to make sure that ABCGroup is able to access the shared folder in the us.ABC.com domain.

Which of the following actions should you take?

- A. You should consider re-configuring ABCGroup as a universal Admins group.
- B. You should consider re-configuring ABCGroup as a universal security group.
- C. You should consider re-configuring ABCGroup as a global administrators group.
- D. You should consider re-configuring ABCGroup as a local administrators group.

Correct Answer: B

Section: (none)

Explanation

Explanation/Reference:

Group scope Universal can be assigned permissions in any domain or forest.

Attention when converting security group to distribution group, it will mess your shared folder security, etc



[http://technet.microsoft.com/en-us/library/cc781446\(v=ws.10\).aspx](http://technet.microsoft.com/en-us/library/cc781446(v=ws.10).aspx)

[http://technet.microsoft.com/en-us/library/cc755692\(v=ws.10\).aspx](http://technet.microsoft.com/en-us/library/cc755692(v=ws.10).aspx)

QUESTION 278

You work as an administrator at ABC.com. The ABC.com network consists of a single domain named ABC.com.

ABC.com has a domain controller, named ABC-DC01, which has Windows Server 2012 installed. Another ABC.com domain controller, named ABC-DC02, has Windows Server 2008 R2 installed.

You have deployed a server, named ABC-SR15, on ABC.com's perimeter network. ABC-SR15 is running a Server Core Installation of Windows Server 2012.

You have been instructed to make sure that ABC-SR15 is part of the ABC.com domain.

Which of the following actions should you take?

- A. You should consider making use of Set-Computer Windows PowerShell cmdlet on ABC-SR15.
- B. You should consider making use of Get-Computer Windows PowerShell cmdlet on ABC-SR15.
- C. You should consider making use of Test-Computer Windows PowerShell cmdlet on ABC-SR15.
- D. You should consider making use of Add-Computer Windows PowerShell cmdlet on ABC-SR15.

Correct Answer: D

Section: (none)

Explanation

Explanation/Reference:

Add-Computer - Add the local computer to a domain or workgroup.

<http://technet.microsoft.com/en-us/library/hh849798.aspx>

QUESTION 279

You work as an administrator at ABC.com. The ABC.com network consists of two Active Directory forests, named ABC.com and test.com. There is no trust relationship configured between the forests.

A backup of Group Policy object (GPO) from the test.com domain is stored on a domain controller in the ABC.com domain. You are informed that a GPO must be created in the ABC.com domain, and must be based on the settings of the GPO in the test.com domain.

You start by creating the new GPO using the New-GPO Windows PowerShell cmdlet. You want to complete the task via a Windows PowerShell cmdlet.

Which of the following actions should you take?

- A. You should consider making use of the Invoke-GPUUpdate Windows PowerShell cmdlet.
- B. You should consider making use of the Copy-GPO Windows PowerShell cmdlet.
- C. You should consider making use of the New-GPLink Windows PowerShell cmdlet.
- D. You should consider making use of the Import-GPO Windows PowerShell cmdlet.

Correct Answer: D

Section: (none)

Explanation

Explanation/Reference:

Import-GPO - **Imports** the Group Policy settings **from a backed-up GPO** into a specified GPO.

<http://technet.microsoft.com/en-us/library/ee461044.aspx>

QUESTION 280

You work as an administrator at ABC.com. The ABC.com network consists of a single domain named ABC.com. All servers in the ABC.com domain, including domain controllers, have Windows Server 2012 installed.

ABC.com has a server, named ABC-SR15, which is configured as a file server. You have received instructions to make sure that a user, named Mia Hamm, has the ability to generate a complete backup of ABC-SR15 via Windows Server Backup.

Which of the following actions should you take?

- A. You should consider making use of Computer Management to configure the local groups.
- B. You should consider making use of Computer Management to configure the domain local groups.
- C. You should consider making use of Computer Management to configure the global groups.
- D. You should consider making use of Computer Management to configure the administrator groups.

Correct Answer: A

Section: (none)

Explanation

Explanation/Reference:

To perform backups or recoveries by using Windows Server Backup, **you must be a member of the Administrators or Backup Operators groups**.

<http://technet.microsoft.com/en-us/library/ee849849%28v=ws.10%29.aspx>

Notes

- **You can only use Backup locally**; you cannot backup a remote computer.
- You can only back up and restore System State data on a local computer. You cannot back up and restore System State data on a remote computer even if you are an administrator on the remote computer.

<http://technet.microsoft.com/en-us/library/cc776822%28v=ws.10%29.aspx>

QUESTION 281

You work as a senior administrator at ABC.com. The ABC.com network consists of a single domain named ABC.com. All servers on the ABC.com network have Windows Server 2012 installed.

You are running a training exercise for junior administrators. You are currently discussing the Windows Firewall with Advanced Security feature.

Which of the following is TRUE with regards to Windows Firewall with Advanced Security? (Choose all that apply.)

- A. It provides host-based, two-way network traffic filtering for a computer.
- B. It provides host-based, one-way network traffic filtering for a computer.
- C. It blocks unauthorized network traffic flowing into or out of the local computer.
- D. It only blocks unauthorized network traffic flowing into the local computer.
- E. It only blocks unauthorized network traffic flowing out of the local computer.

Correct Answer: AC

Section: (none)

Explanation

Explanation/Reference:

Windows Firewall with Advanced Security is an important part of a layered security model.

By **providing host-based, two-way network traffic filtering for a computer**, Windows Firewall with Advanced Security **blocks unauthorized network traffic flowing into or out of the local computer**. Windows Firewall with Advanced Security also works with Network Awareness so that it can apply security settings appropriate to the types of networks to which the computer is connected. Windows Firewall and Internet Protocol Security (IPsec) configuration settings are integrated into a single Microsoft Management Console (MMC) named Windows Firewall with Advanced Security, so Windows Firewall is also an important part of your network's isolation strategy.

<http://technet.microsoft.com/en-us/library/hh831365.aspx>

QUESTION 282

You work as a senior administrator at ABC.com. The ABC.com network consists of a single domain named ABC.com. All servers on the ABC.com network have Windows Server 2012 installed.

You are running a training exercise for junior administrators. You are currently discussing connection security rules.

Which of the following is TRUE with regards to connection security rules? (Choose all that apply.)

- A. Connection security rules allows for traffic to be secured via IPsec.
- B. Connection security rules do not allow the traffic through the firewall.
- C. Connection security rules are applied to programs or services.
- D. Connection security rules are applied between two computers.

Correct Answer: ABD

Section: (none)

Explanation

Explanation/Reference:

Connection security involves the authentication of two computers before they begin communications and the **securing of information sent between two computers**.

Windows Firewall with Advanced Security **uses Internet Protocol security (IPsec)** to achieve connection security by using key exchange, authentication, data integrity, and, optionally, data encryption.

How firewall rules and connection security rules are related

Firewall rules allow traffic through the firewall, but do not secure that traffic. To secure traffic with IPsec, you can create Computer Connection Security rules. However, the **creation of a connection security rule does not allow the traffic through the firewall**. You must create a firewall rule to do this, if the traffic is not allowed by the default behavior of the firewall. **Connection security rules are not applied to programs or services**; they are applied between the computers that make up the two endpoints.

<http://technet.microsoft.com/en-us/library/cc772017.aspx>
<http://technet.microsoft.com/en-us/library/cc772017%28v=ws.10%29.aspx>

QUESTION 283

You work as an administrator at ABC.com. The ABC.com network consists of a single domain named ABC.com. All servers in the ABC.com domain, including domain controllers, have Windows Server 2012 installed.

You have been instructed to make sure that ABC.com users are not able to install a Windows Store application. You then create a rule for packaged apps.

Which of the following is the rule based on? (Choose all that apply.)

- A. The publisher of the package.
- B. The publisher of the application.
- C. The name of the package
- D. The name of the application
- E. The package version.
- F. The application version.

Correct Answer: ACE

Section: (none)

Explanation

Explanation/Reference:

Packaged apps (also known as Windows 8 apps) are new to Windows Server 2012 and Windows 8.

They are based on the new app model that ensures that all the files within an app package share the same identity.

Therefore, it is possible to control the entire application using a single AppLocker rule as opposed to the non-packaged apps where each file within the app could have a unique identity.

Windows does not support unsigned packaged apps which implies all packaged apps must be signed.

AppLocker supports only publisher rules for Packaged apps.

A publisher rule for a Packaged app is based on the following information:

Publisher of the package

Package name

Package version

All the files within a package as well as the package installer share these attributes. Therefore, an AppLocker rule for a Packaged app controls both the installation as well as the running of the app. Otherwise, the publisher rules for Packaged apps are no different than the rest of the rule collections; they support exceptions, can be increased or decreased in scope, and can be assigned to users and groups.

<http://technet.microsoft.com/en-us/library/hh994588.aspx>

QUESTION 284

You work as a senior administrator at ABC.com. The ABC.com network consists of a single domain named ABC.com. All servers on the ABC.com network have Windows Server 2012 installed.

You are running a training exercise for junior administrators. You are currently discussing Group Policy

preference.

Which of the following is TRUE with regards to Group Policy preference?

- A. It supports applications and operating system features that are not compatible with Group Policy
- B. It does not support item-level targeting.
- C. It is the same as Group Policy filtering.
- D. It does not cause the application or operating system feature to disable the user interface for the settings they configure.

Correct Answer: AD

Section: (none)

Explanation

Explanation/Reference:

QUESTION 285

You work as an administrator at ABC.com. The ABC.com network consists of a single domain named ABC.com. All servers in the ABC.com domain, including domain controllers, have Windows Server 2012 installed.

ABC.com has a domain controller, named ABC-DC01, which contains the ABC.com domain's primary DNS zone. ABC.com's workstations refer to ABC-DC01 as their primary DNS server.

You have been instructed to make sure that any DNS requests that are not for the ABC.com domain, is resolved by ABC-DC01 querying the DNS server of ABC.com's Internet Service Provider (ISP).

Which of the following actions should you take?

- A. You should consider configuring a reverse lookup zone.
- B. You should consider configuring forward lookup zone.
- C. You should consider configuring Forwarders.
- D. You should consider configuring 019 IP Layer Forwarding.

Correct Answer: C

Section: (none)

Explanation

Explanation/Reference:

A forwarder is a Domain Name System (DNS) server on a network that forwards DNS queries for external DNS names to DNS servers outside that network. You can also forward queries according to specific domain names using conditional forwarders.

You designate a DNS server on a network as a forwarder by configuring the other DNS servers in the network to forward the queries that they cannot resolve locally to that DNS server. By using a forwarder, you can manage name resolution for names outside your network, such as names on the Internet, and improve the efficiency of name resolution for the computers in your network.

<http://technet.microsoft.com/en-us/library/cc754931.aspx>

<http://technet.microsoft.com/en-us/library/cc730756.aspx>

QUESTION 286

You work as an administrator at ABC.com. The ABC.com network consists of a single domain named ABC.com. All servers on the ABC.com network have Windows Server 2012 installed.

ABC.com has a server, named ABC-SR13, which is configured as the primary DNS server in the ABC.com domain. ABC.com has another server, named ABC-SR14, which makes use of ABCSR13 for DNS queries.

You want to make sure that running nslookup.exe from ABC-SR14 produces a result that shows the proper

name of the default server.

Which of the following actions should you take?

- A. You should consider creating a reverse lookup zone on ABC-SR14.
- B. You should consider creating a forward lookup zone on ABC-SR14.
- C. You should consider creating a reverse lookup zone on ABC-SR13.
- D. You should consider creating a forward lookup zone on ABC-SR13.

Correct Answer: C

Section: (none)

Explanation

Explanation/Reference:

When you start Nslookup from a command line, the following error message may be displayed:
DNS request timed out

timeout was x seconds

Can't find server name for address xxx.xxx.xxx.xxx: Timed out

Default servers are not available

Default Server: UnKnown

Address: xxx.xxx.xxx.xxx

where xxx.xxx.xxx.xxx is the Internet Protocol (IP) address of the host on which you are attempting to start Nslookup.

CAUSE

When Nslookup starts, it attempts to resolve the IP address of its host's DNS server to its fully qualified domain name (FQDN). If the DNS server does not respond or **if the DNS server's reverse lookup zones do not contain a PTR record for the DNS server's IP address**, the error message is displayed.

<http://support.microsoft.com/kb/242906/en-us>

QUESTION 287

You work as an administrator at ABC.com. The ABC.com network consists of a single domain named ABC.com. All servers on the ABC.com network have Windows Server 2012 installed.

ABC.com has a server, named ABC-SR07, which has the ADDS, DHCP, and DNS server roles installed. ABC.com also has a server, named ABC-SR08, which has the DHCP, and Remote Access server roles installed. You have configured a server, which has the File and Storage Services server role installed, to automatically acquire an IP address. The server is named ABCSR09.

You then create reservation on ABC-SR07, and a filter on ABC-SR08.

Which of the following is a reason for this configuration?

- A. It allows ABC-SR09 to acquire a constant IP address from ABC-SR08 only.
- B. It configures ABC-SR09 with a static IP address.
- C. It allows ABC-SR09 to acquire a constant IP address from ABC-SR07 and ABC-SR08.
- D. It allows ABC-SR09 to acquire a constant IP address from ABC-SR07 only.

Correct Answer: D

Section: (none)

Explanation

Explanation/Reference:

To configure the Deny filter

In the DHCP console tree of DHCP Server 1, under IPv4, click Filters, right-click Deny under Filters, and then click New Filter.

In the New Deny Filter dialog box, in MAC Address, enter a six hexadecimal number representing the MAC or physical address of DHCP Client 2, click Add, and then click Close.

Under Filters right-click the Deny node, and then click the Enable pop-up menu item.

<http://technet.microsoft.com/en-us/library/ee405265%28WS.10%29.aspx>

QUESTION 288

You work as an administrator at ABC.com. The ABC.com network consists of a single domain named ABC.com.

ABC.com has a server, named ABC-SR15, which has Windows Server 2012 installed. ABC.com also has a server, named ABC-SR16, which has Windows Server 2008 R2 SP1 installed.

You have been instructed to make sure that ABC-SR16 is able to run Windows PowerShell 3.0.

Which of the following actions should you take? (Choose two.)

- A. You should consider making sure that ABC-SR16 has a full installation of Microsoft .NET Framework 4 installed.
- B. You should consider making sure that ABC-SR16 has a full installation of Microsoft .NET Framework 2 installed.
- C. You should consider making sure that ABC-SR16 has WS-Management 3.0 installed.
- D. You should consider making sure that ABC-SR16 is upgraded to Windows Server 2012.

Correct Answer: AC

Section: (none)

Explanation

Explanation/Reference:

WS-Management 3.0 - Windows Management Framework 3.0

Includes Windows **PowerShell 3.0**, WMI, WinRM, Management OData IIS Extension, and Server Manager CIM Provider

Windows Management Framework 3.0 **requires Microsoft .NET Framework 4.0**.

<http://www.microsoft.com/en-us/download/details.aspx?id=34595>

QUESTION 289

You work as an administrator at ABC.com. The ABC.com network consists of a single domain named ABC.com. All servers on the ABC.com network have Windows Server 2012 installed.

ABC.com has a server, named ABC-SR13. ABC-SR13 hosts a shared folder, named ABCShare, which has been shared as ABCShare\$.

Which of the following is TRUE with regards to sharing the folder in this manner?

- A. It allows all users to view ABCShare when browsing the network.
- B. It prevents users from viewing ABCShare when browsing the network.
- C. It only allows ABC-SR13's users to view ABCShare.
- D. It removes the permissions configured for ABCShare.

Correct Answer: B

Section: (none)

Explanation

Explanation/Reference:

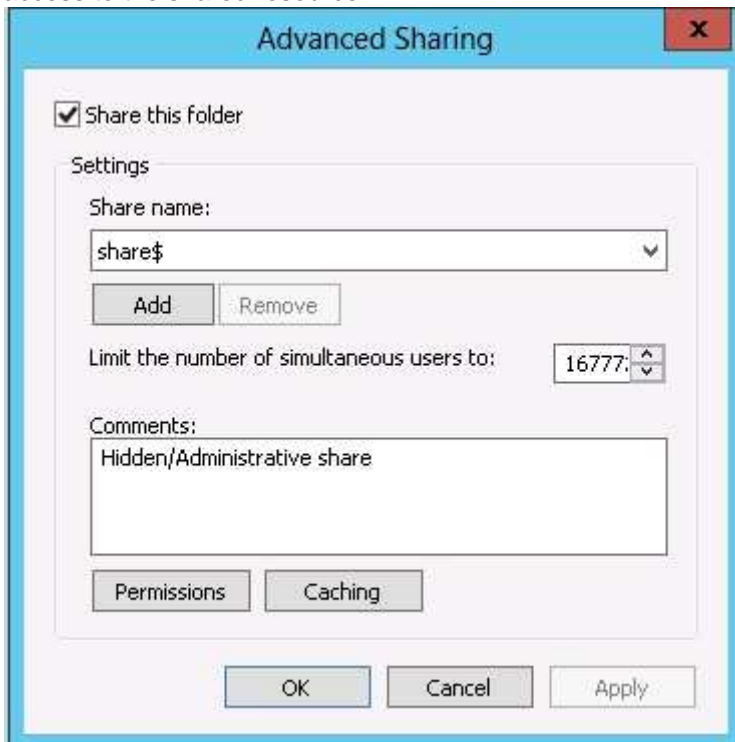
A hidden share is identified by a dollar sign (\$) at the end of the share name

Hidden shares are not listed when you look through the shares on a computer or use the "net view" command

Why Use Hidden Shares?

Using hidden shares on your network is useful if you do not want a shared folder or drive on the network to be easily accessible. Hidden shares can add another layer of protection for shared files against

unauthorized people connecting to your network. Using hidden shares helps eliminate the chance for people to guess your password (or be logged into an authorized Windows account) and then receive access to the shared resource.



<http://support.microsoft.com/kb/314984>

[http://technet.microsoft.com/en-us/library/cc784710\(v=ws.10\).aspx](http://technet.microsoft.com/en-us/library/cc784710(v=ws.10).aspx)

QUESTION 290

You work as a senior administrator at ABC.com. The ABC.com network consists of a single domain named ABC.com. All servers on the ABC.com network have Windows Server 2012 installed.

You are running a training exercise for junior administrators. You are currently discussing printer pooling.

Which of the following is TRUE with regards to printer pooling? (Choose all that apply.)

- A. Printers in a pool must be of the same model, and use the same printer driver.
- B. Each printer in the pool must have a different printer driver.
- C. Printer ports used in the pool must be of the same type.
- D. The types of printer ports used in the pool must be mixed.
- E. Pooled printers appear to workstations as a single printer.
- F. A minimum of three printers are required to configure a printer pool.

Correct Answer: AE

Section: (none)

Explanation

Explanation/Reference:

You can create a printing pool to automatically distribute print jobs to the next available printer.

A printing pool is **one logical printer connected to multiple printers** through multiple ports of the print server.

The printer that is idle receives the next document sent to the logical printer.

This is useful in a network with a high volume of printing because it decreases the time users wait for their documents.

A printing pool also simplifies administration because multiple printers can be **managed from the same logical printer** on a server.

<http://technet.microsoft.com/en-us/library/cc757086%28v=ws.10%29.aspx>

QUESTION 291

Server1 runs Windows Server 2012 and is installed as an FTP server.

Client use App1 to connect to Server1 for FTP.

App1 use TCP port 21 for control and a dynamic port for data. You have allowed port 21 in firewall. What you should next do to allow clients to use App1 to connect to server1 using ftp.

- A. At Server1 allow firewall rule of outbound
- B. At Server1 allow firewall rule of inbound
- C. netsh advfirewall domainprofile state off
- D. netsh advfirewall set global StatefulFtp enable

Correct Answer: D

Section: (none)

Explanation

Explanation/Reference:

set global statefulftp

Configures how Windows Firewall with Advanced Security handles FTP traffic that uses an initial connection on one port to request a data connection on a different port. This affects both active and passive FTP.

FTP Publishing Service

FTP Publishing Service provides FTP connectivity. By default, the FTP control port is 21. However, you can configure this service through the Internet Information Services (IIS) Manager snap-in. The default data (that is used for active mode FTP) is automatically set to one port less than the control port. Therefore, if you configure the control port to port 4131, the data port is port 4130. Most FTP clients use passive mode FTP. This means that the client first connects to the FTP server using the control port. Next, the FTP server assigns a high TCP port between ports 1025 and 5000. Then, the client opens a second connection to the FTP server for transferring data. You can configure the range of high ports by using the IIS manager.

System service name: **MSFTPSVC**

Application protocol	Protocol	Ports
FTP control	TCP	21
FTP default data	TCP	20
Randomly allocated high TCP ports	TCP	random port number between 1024 - 65535 random port number between 49152 - 65535 ¹

¹ This is the range in Windows Server 2012, Windows 8, Windows Server 2008 R2, Windows 7, Windows Server 2008, and Windows Vista.

<http://technet.microsoft.com/en-us/library/cc771920%28v=ws.10%29.aspx>
<http://support.microsoft.com/kb/832017/en-us#method20>

QUESTION 292

You run a Windows 2012 server, what is the PowerShell command to set preferred dns server. Note: Other config such as ip address should not be changed.

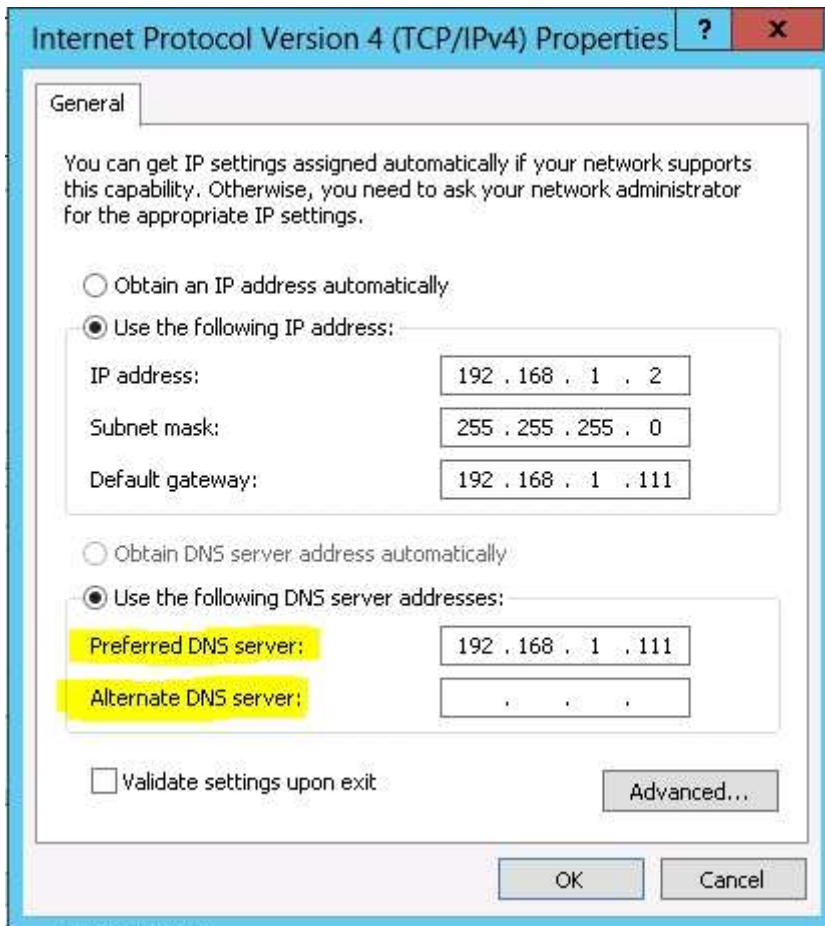
- A. Register-DnsClient
- B. Set-DnsClient
- C. Set-DnsPreferredClientServerAddress
- D. Set-DnsClientServerAddress

Correct Answer: D

Section: (none)**Explanation****Explanation/Reference:**

Set-DnsClientServerAddress - Sets DNS server addresses associated with the TCP/IP properties on an interface.

Set-DnsClientServerAddress -InterfaceIndex 12 -ServerAddresses ("10.0.0.1")



p.s.

There is a fair bit of confusion around the purpose of the Alternate DNS Server. This Post should hopefully put these questions to bed.

The general assumption is that, the Windows DNS Client on all counts, will send a DNS query to the Preferred DNS first. If this query fails, then it will query the Alternate DNS Server, and so on and so forth.

The above statement is true, however there is a twist.

The Windows DNS Client will reset the DNS Server Priority at periodic intervals. By default, the server priorities are reset every 15 minutes.

Let's look at an example:

I have a DNS Client configured as follows:

Preferred DNS: 192.168.0.1

Alternate DNS: 10.10.0.1

The DNS Client will start by sending queries to 192.168.0.1. After 15 minutes it will switch priority to 10.10.0.1. Thus all queries will first be sent to 10.10.0.1 for a period of 15 minutes before switching back to 192.168.0.1

There is another condition that triggers a Priority Switch.

If say the Preferred DNS timed out on a DNS query, the DNS Client will send that DNS Query to the Alternate DNS.

If the Alternate DNS resolves the Query, the Priority will now switch to the Alternate DNS, until either it times out on a Query or the Priority Time Limit expires.

It is a common practice to configure the Preferred DNS Server with the IP of a Local Site DNS Server and the Alternate DNS Server with that of a Remote Site. The problem arises when Firewall/Network folk raise complaints that Clients are sending DNS Traffic to Remote DNS Servers. Well, that is because they have been configured to do so.

<http://blogs.technet.com/b/ajayr/archive/2011/12/14/who-does-dns-client-prefer-preferred-or-alternate.aspx>
<http://technet.microsoft.com/en-us/library/cc738344%28v=ws.10%29.aspx>
<http://technet.microsoft.com/en-us/library/jj590768.aspx>

QUESTION 293

You run a Windows 2012 Hyper-V Role Server, you need to shrink the size of files.vhd
Which powershell cmdlet option you should run first.

- A. Dismount-VHD
- B. Mount-VHD
- C. Resize-VHD
- D. Convert-VHD

Correct Answer: D

Section: (none)

Explanation

Explanation/Reference:

Answer: Convert, as .vhd don't support shrink.

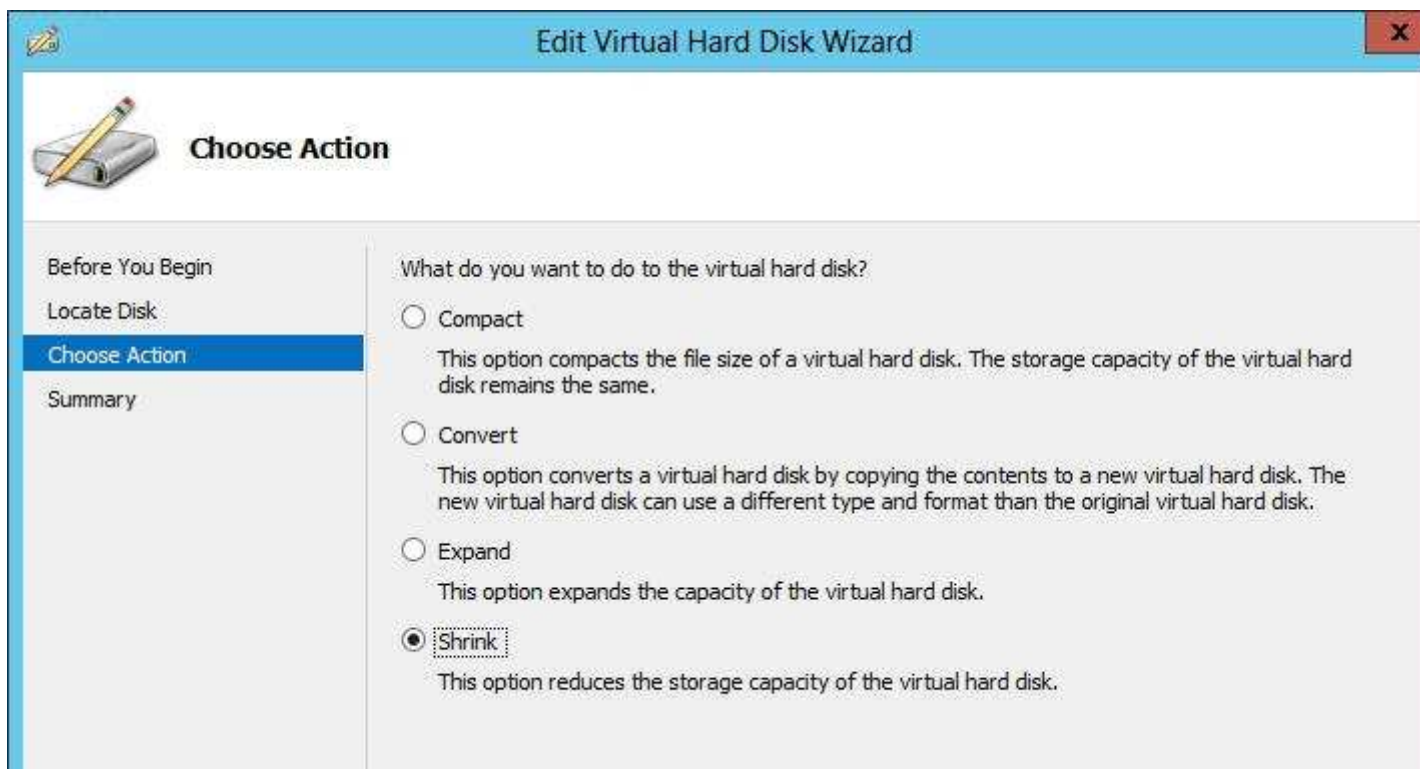
Convert-VHD - Converts the format, version type, and block size of a virtual hard disk file.

Convert-VHD -Path c:\test\files.vhd -DestinationPath c:\test\testvhdx.vhdx

The Resize-VHD cmdlet resizes a virtual hard disk. This cmdlet lets you shrink or expand the size of a virtual hard disk, but the **shrink operation is allowed only on VHDX virtual hard disks**. The shrink operation fails if it would shrink the virtual disk to less than its minimum size (available through the VHDX object's MinimumSize property).

After converting a dynamically expanding VHD to the VHDX format, a new Shrink menu option becomes available in the Hyper-V UI as shown.

VHDX format VHDs only expose the Shrink option when there is free space in the VHDX file to reclaim.



<http://technet.microsoft.com/en-us/library/hh848454.aspx>

http://blogs.msdn.com/b/virtual_pc_guy/archive/2012/05/10/shrinking-a-vhd-in-windows-8-fast.aspx

<http://technet.microsoft.com/en-us/library/hh848535.aspx>

QUESTION 294

You only want to share a printer with Group1, administrators, central owner and operators. (pick 2 answers)

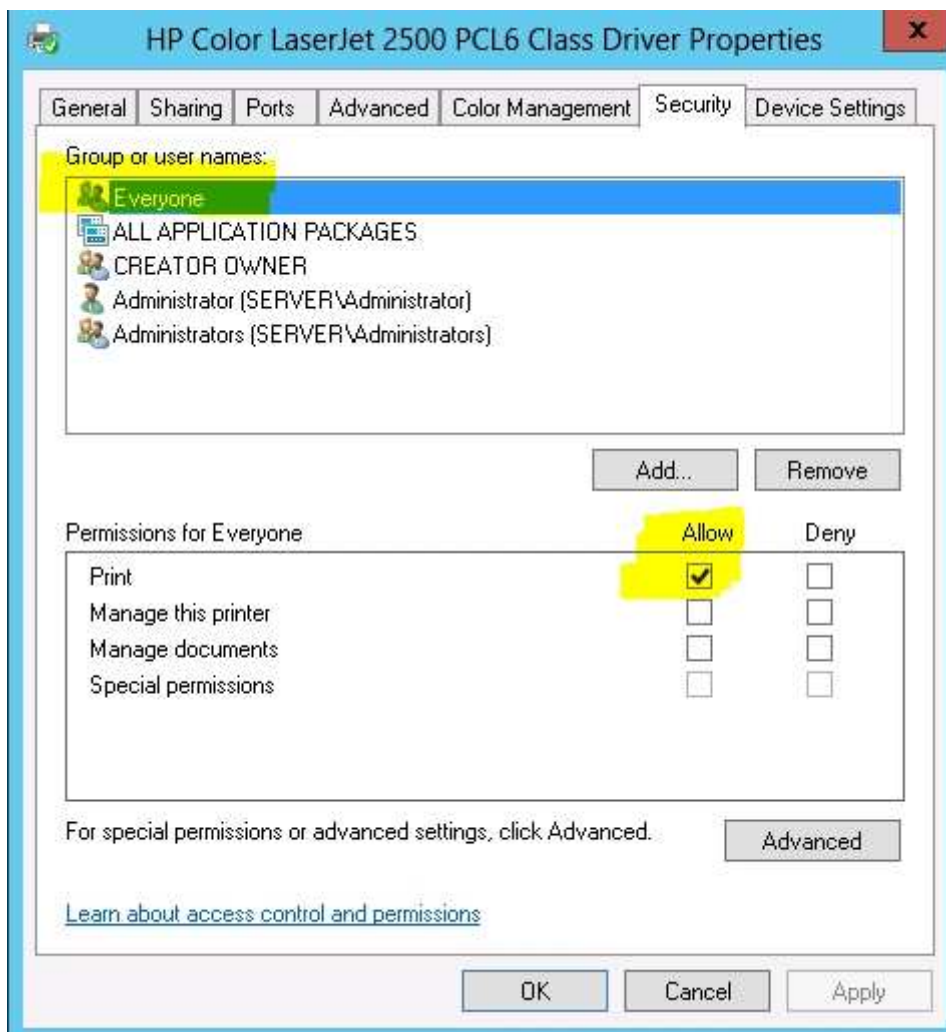
- A. Add permissions to Group1
- B. Remove permissions from administrators
- C. Add permissions to operators
- D. Add permissions to Central Owner
- E. Remove permissions from everyone.

Correct Answer: AE

Section: (none)

Explanation

Explanation/Reference:



QUESTION 295

A laptop with server 2012 OS, you need to ensure that server 2012 can use wireless network adapter. what should you do first?

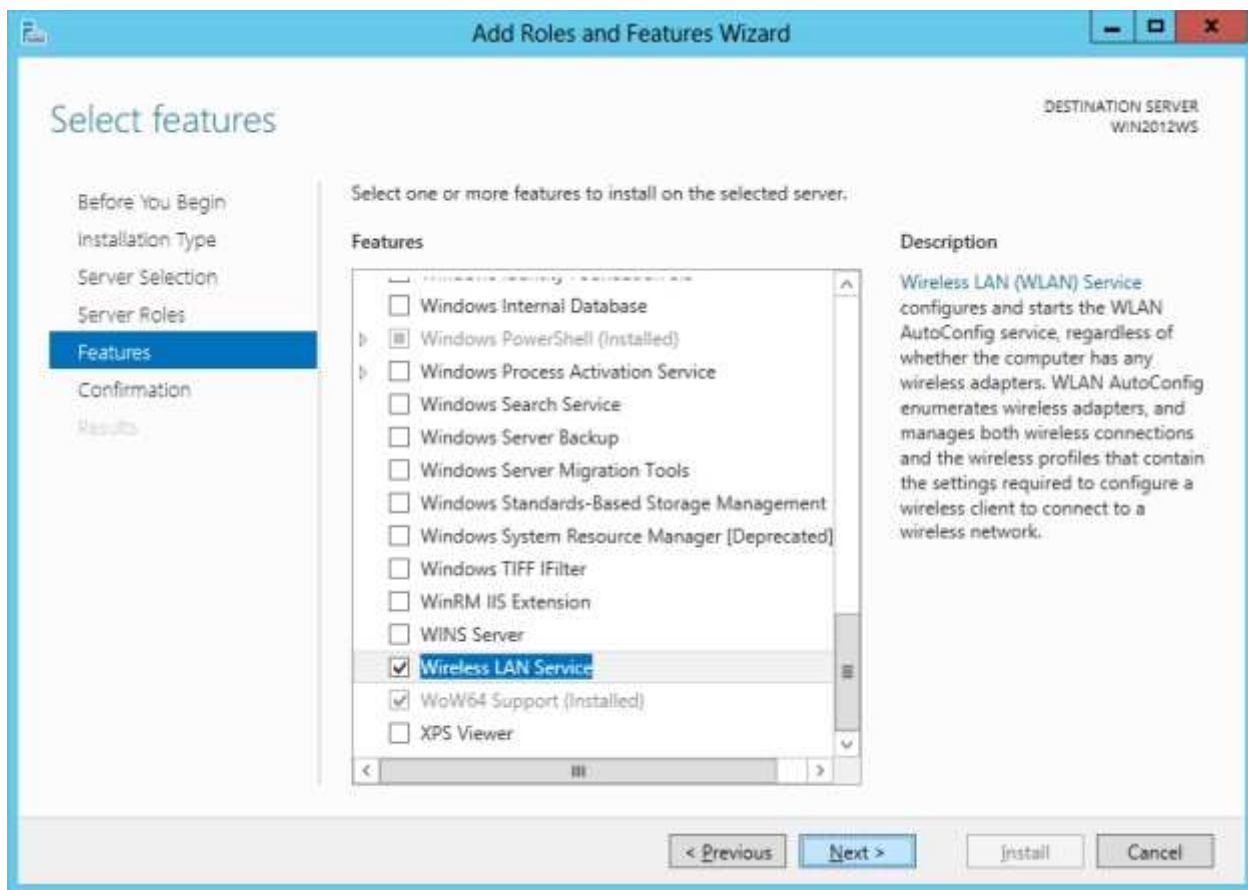
- A. use server manager to install the Wireless Lan Service Role
- B. use server manager to install the Wireless Network Role
- C. use server manager to install the Wireless Lan Service Feature
- D. use server manager to install the Wireless Network Feature

Correct Answer: C

Section: (none)

Explanation

Explanation/Reference:



<http://www.win2012workstation.com/wireless-networking/>

QUESTION 296

You run a Windows 2012 Hyper-V Role Server, you need to shrink the size of files.vhd (200GB). Using the Edit Virtual Disk Wizard what option should you choose.

- A. Compact
- B. Shrink
- C. Resize
- D. Convert

Correct Answer: D

Section: (none)

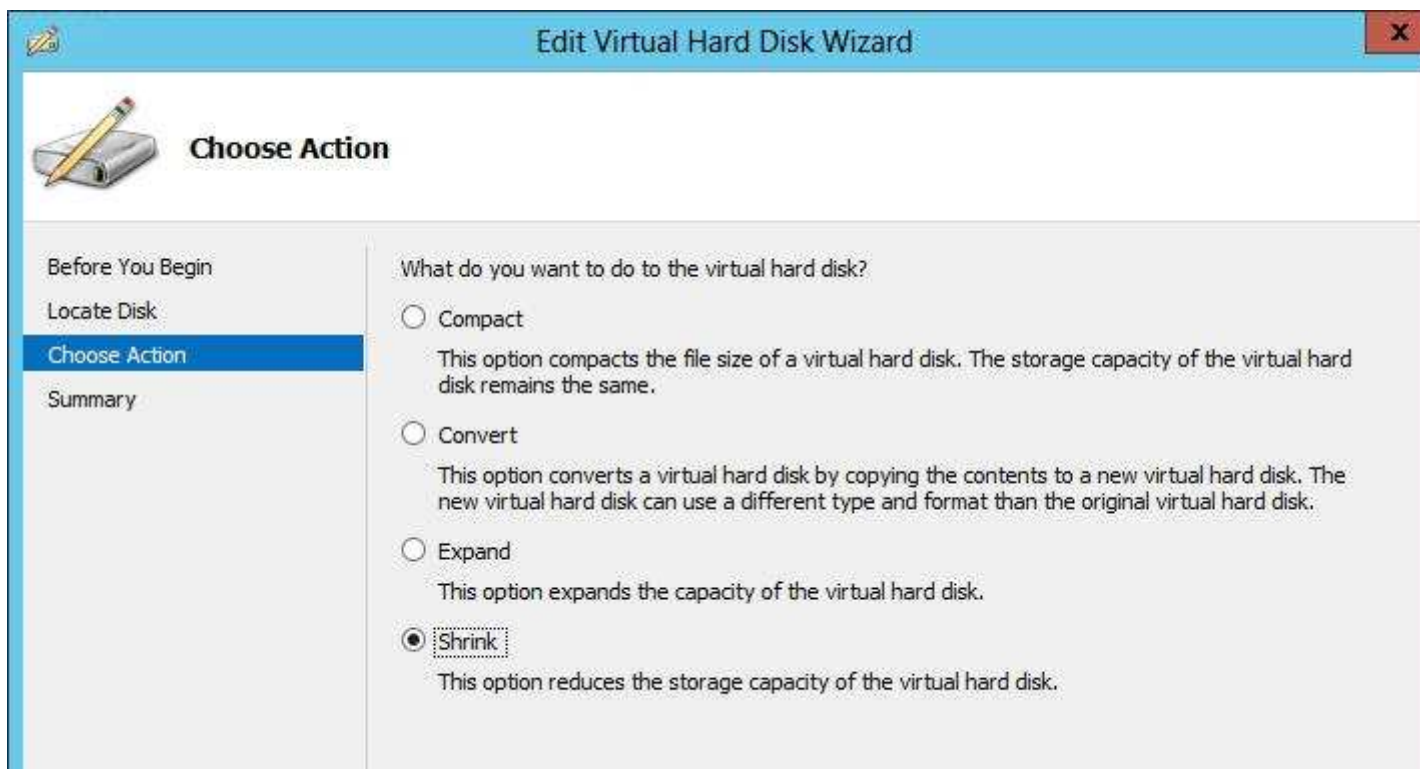
Explanation

Explanation/Reference:

Answer: **Convert**, as .vhd don't support shrink.

After converting a dynamically expanding VHD to the VHDX format, a new Shrink menu option becomes available in the Hyper-V UI as shown.

VHDX format VHDs only expose the Shrink option when there is free space in the VHDX file to reclaim.



<http://technet.microsoft.com/en-us/library/hh848454.aspx>

http://blogs.msdn.com/b/virtual_pc_guy/archive/2012/05/10/shrinking-a-vhd-in-windows-8-fast.aspx

<http://technet.microsoft.com/en-us/library/hh848535.aspx>

QUESTION 297

You have a server named Server1 that runs Windows Server 2012. Server1 has the Hyper- V server role installed.

Server1 hosts two virtual machines named VM1, VM2

VM1 needs access to the LUN. The solution must prevent VM2 from accessing the LUN.

What should you configure?

- A. Create a new Fibre Channel Adaptor at VM1
- B. Configure Server1 Hyper-V settings
- C.
- D.
- E.

Correct Answer: AB

Section: (none)

Explanation

Explanation/Reference:

QUESTION 298

You have 2 servers, Server1 has 1 installed and shared printer, Server2 uses Server1 printer. At Server1 you try to delete all printers but could not delete printer from Server1 Why?

- A. user not printer admin
- B. mandatory profile
- C. ...

D. group policy

Correct Answer: A

Section: (none)

Explanation

Explanation/Reference:

This is a new question

QUESTION 299

A company has a forest with 4 sites. Subnets are as follows:

MainOffice 172.16.1.0 Subnet: 255.255.255.0 Gateway 172.16.1.254

Site1 192.168.12.0 Subnet: 255.255.255.0

Site 2 192.168.13.0 Subnet: 255.255.255.0

Site 3 192.168.14.0 Subnet: 255.255.255.0

Site 4 192.168.15.0 Subnet: 255.255.255.0

You add a new server to the MainOffice and it needs to be able to communicate to all sites. Which route command would you run?

- A. route add -p 192.168.8.0 netmask 255.255.252.0 172.16.1.254
- B. route add -p 192.168.0.0 netmask 255.255.248.0 172.16.1.254
- C. route add -p 192.168.12.0 netmask 255.255.252.0 172.16.1.254
- D. route add -p 192.168.12.0 netmask 255.255.240.0 172.16.1.254

Correct Answer: C

Section: (none)

Explanation

Explanation/Reference:

QUESTION 300

Server1 with Server 2012 installed is an FTP server. Client use App1 to connect to server1 for FTP. App1 use TCP port 21 for control and a dynamic port for data. You have allowed port 21 in firewall. What you should next do to allow clients to use App1 to connect to server1 using ftp.

Options: Do remember all, but answer was to allow App1 application in a firewall rule of inbound port.

- A.
- B.
- C.
- D. stateful

Correct Answer: D

Section: (none)

Explanation

Explanation/Reference:

This is a new question

QUESTION 301

Your network contains an Active Directory domain named contoso.com. All servers run Windows Server 2012. The domain contains a server named Server1.

You open Review Options in the Active Directory Domain Services Configuration Wizard, and then you click View script.

You need to ensure that you can use the script to promote Server1 to a domain controller.

Which file extension should you use to save the script?

- A. .pal
- B. .bat
- C. .xml
- D. .cmd

Correct Answer: B

Section: (none)

Explanation

Explanation/Reference:

the **View Script** button is used to view the corresponding PowerShell script

The PowerShell script extension is .ps1, The Answer could logically be either a .cmd file or a .bat file.

According to <http://www.fileinfo.com/>:

.PAL - Settings file created by Corel Painter or Palette of colors used by Dr. Halo bitmap images

.BAT - [DOS](#) batch file used to execute commands with the Windows Command Prompt (cmd.exe); contains a series of line commands that typically might be entered at the DOS command prompt; most commonly used to start programs and run maintenance utilities within Windows.

.XML - [XML](#) (Extensible Markup Language) data file that uses tags to define objects and object attributes; formatted much like an [HTML](#) document, but uses custom tags to define objects and the data within each object; can be thought of as a text-based database.

.CMD - Batch file that contains a series of commands executed in order; introduced with Windows NT, but can be run by [DOS](#) or Windows NT systems; similar to a [BAT](#) file, but is run by CMD.EXE instead of COMMAND.COM.

QUESTION 302

Your network contains an Active Directory domain named contoso.com. The domain contains a member server named HVServer1. HVServer1 runs Windows Server 2012 and has the Hyper-V server role installed.

HVServer1 hosts 10 virtual machines. All of the virtual machines connect to a virtual switch named Switch1. Switch1 is configured as a private network. All of the virtual machines have the DHCP guard and the router guard settings enabled.

You install the DHCP server role on a virtual machine named Server 1. You authorize Server1 as a DHCP server in contoso.com. You create an IP scope.

You discover that the virtual machines connected to Switch1 do not receive IP settings from Server1.

You need to ensure that the virtual machines can use Server1 as a DHCP server.

What should you do?

- A. Enable MAC address spoofing on Server1.
- B. Disable the DHCP guard on all of the virtual machines that are DHCP clients.
- C. Disable the DHCP guard on Server1.
- D. Enable single-root I/O virtualization (SR-IOV) on Server1.

Correct Answer: D

Section: (none)

Explanation

Explanation/Reference:

SR-IOV enables network traffic to bypass the software switch layer of the Hyper-V virtualization stack. Because the VF is assigned to a child partition, the network traffic flows directly between the VF and child partition. As a result, the I/O overhead in the software emulation layer is diminished and achieves network performance that is nearly the same performance as in nonvirtualized environments.

QUESTION 303

Your network contains an Active Directory domain named contoso.com. The domain contains a server

named Server1 that runs Windows Server 2012. Server1 has the Hyper- V server role installed. The domain contains a virtual machine named VM1.

A developer wants to attach a debugger to VM1.

You need to ensure that the developer can connect to VM1 by using a named pipe. Which virtual machine setting should you configure?

- A. Network Adapter
- B. BIOS
- C. Processor
- D. COM 1

Correct Answer: D

Section: (none)

Explanation

Explanation/Reference:

[http://technet.microsoft.com/en-us/library/ee449417\(v=ws.10\).aspx](http://technet.microsoft.com/en-us/library/ee449417(v=ws.10).aspx)

Named pipe. This option connects the virtual serial port to a Windows named pipe on the host operating system or a computer on the network. A named pipe is a portion of memory that can be used by one process to pass information to another process, so that the output of one is the input of the other. The second process can be local (on the same computer as the first) or remote (on a networked computer). For example, a local named pipe path could be `\\.\pipe\mypipename`.

Named pipes can be used to create a virtual null modem cable between two virtual machines, or between a virtual machine and a debugging program on the host operating system that supports the use of named pipes. By connecting two virtual serial ports to the same named pipe, you can create a virtual null modem cable connection. Named pipes are useful for debugging or for any program that requires a null modem connection.

QUESTION 304

Your network contains an Active Directory domain named contoso.com.

Your company hires 500 temporary employees for the summer.

The human resources department gives you a Microsoft Excel document that contains a list of the temporary employees.

You need to automate the creation of user accounts for the 500 temporary employees.

Which tool should you use?

- A. The Add-Member cmdlet
- B. ADSI Edit
- C. The csvde.exe command
- D. Active Directory Users and Computers

Correct Answer: C

Section: (none)

Explanation

Explanation/Reference:

csvde.exe is the best option to add multiple users. as you just need to export the excel spreadsheet as a csv file and make sure the parameters are correct.

QUESTION 305

Your network contains an Active Directory domain named contoso.com. The domain contains a server named Server1. Server1 runs Windows Server 2012 and has the Hyper- V server role installed.

You need to log the amount of system resources used by each virtual machine.

What should you do?

- A. From Windows PowerShell, run the Enable-VMResourceMetering cmdlet.
- B. From Windows System Resource Manager, enable Accounting.

- C. From Windows System Resource Manager, add a resource allocation policy.
- D. From Windows PowerShell, run the Measure-VM cmdlet.

Correct Answer: A

Section: (none)

Explanation

Explanation/Reference:

Enable-VMResourceMetering - **The Enable-VMResourceMetering cmdlet starts collecting resource utilization data for a virtual machine or resource pool**. [http://technet.microsoft.com/en-us/library/hh848481\(v=ws.620\).aspx](http://technet.microsoft.com/en-us/library/hh848481(v=ws.620).aspx)

Measure-VM - The Measure-VM cmdlet reports data on processor usage, memory usage, network traffic, and disk capacity for one or more virtual machines. [http://technet.microsoft.com/en-us/library/hh848471\(v=ws.620\).aspx](http://technet.microsoft.com/en-us/library/hh848471(v=ws.620).aspx)

QUESTION 306

You work as an administrator at ABC.com. The ABC.com network consists of a single domain named ABC.com. All servers in the ABC.com domain, including domain controllers, have Windows Server 2012 installed.

ABC.com's user accounts are located in an organizational unit (OU), named ABCStaff. ABC.com's managers belong to a group, named ABCManagers.

You have been instructed to create a new Group Policy object (GPO) that should be linked to the ABCStaff OU, but not affect ABC.com's managers.

Which of the following actions should you take?

- A. You should consider removing the user accounts of the managers from the ABCStaff OU.
- B. You should consider configuring the new GPO's WMI filter.
- C. You should consider adding the user accounts of ABC.com's managers to the Admins group.
- D. You should consider adding the user accounts of ABC.com's managers to the localAdministrators group.

Correct Answer: B

Section: (none)

Explanation

Explanation/Reference:

GPOs cannot be linked directly to users, computers, or security groups. They can only be linked to sites, domains and organizational units. However, **by using security filtering, you can narrow the scope of a GPO so that it applies only to a single group, user, or computer.**

<http://technet.microsoft.com/en-us/library/cc781988%28v=ws.10%29.aspx>

... deny a specific group both "Read" and "Apply Group Policy" permission to prevent them from applying the GPO.

<http://blogs.technet.com/b/grouppolicy/archive/2009/07/30/security-filtering-wmi-filtering-and-item-level-targeting-in-group-policy-preferences.aspx>

<http://technet.microsoft.com/pt-pt/library/cc758471%28v=ws.10%29.aspx>

<http://technet.microsoft.com/en-us/library/cc779036%28v=ws.10%29.aspx>

<http://technet.microsoft.com/en-us/library/cc904317%28v=ws.10%29.aspx>

QUESTION 307

How do you migrate a file from Windows Server 2008 R2 to Windows Server 2012 ?

- A.
- B.

- C.
- D. Deploy register send the file receive the file

Correct Answer: D

Section: (none)

Explanation

Explanation/Reference:

This is new question

QUESTION 308

Configure the Printer to Work from 9:00 am to 8:00 Pm.....

- A. Security
- B.
- C.
- D.

Correct Answer: A

Section: (none)

Explanation

Explanation/Reference:

This is a new question



<http://www.gratisexam.com/>