

70-410

Number: 70-410
Passing Score: 800
Time Limit: 120 min
File Version: 1

70-410



Sections

1. Volume A
2. Volume B
3. Volume C
4. Volume D
5. Volume E
6. Volume F

Exam A

QUESTION 1

You have a server named Server1 that runs Windows Server 2012 R2. Server1 has the Hyper-V server role installed.

An iSCSI SAN is available on the network.

Server1 hosts four virtual machines named VM1, VM2, VM3, and VM4.

You create a LUN on the SAN to host the virtual hard drive files for the virtual machines.

You need to create a 3-TB virtual hard disk for VM1 on the LUN. The solution must prevent VM1 from being paused if the LUN runs out of disk space.

Which type of virtual hard disk should you create on the LUN?



<https://www.gratisexam.com/>

- A. Dynamically expanding VHDX
- B. Fixed-size VHDX
- C. Fixed-size VHD
- D. Dynamically expanding VHD

Correct Answer: B

Section: Volume A

Explanation

Explanation/Reference:

Explanation:

The virtual disk needs to be a VHDX file since it is going to be over 2TB in size and it must be fixed-size so that the space is already taken on the server (that way the server does not run out of space as the volume grows) even if the actual virtual disk does not yet hold that amount of data.

QUESTION 2

You have a server named Server1 that runs Windows Server 2012 R2. Server1 has the Hyper-V server role installed. Server1 is connected to two Fibre Channel SANs and is configured as shown in the following table.

<https://www.gratisexam.com/>

Host bus adapter (HBA) name	Fibre Channel SAN name
HBA1	SAN1
HBA2	SAN2
HBA3	SAN1
HBA4	SAN2

You have a virtual machine named VM1.

You need to configure VM1 to connect to SAN1.

What should you do first?

- A. Add one HBA
- B. Create a Virtual Fibre Channel SAN.
- C. Create a Hyper-V virtual switch.
- D. Configure network adapter teaming.

Correct Answer: B

Section: Volume A

Explanation

Explanation/Reference:

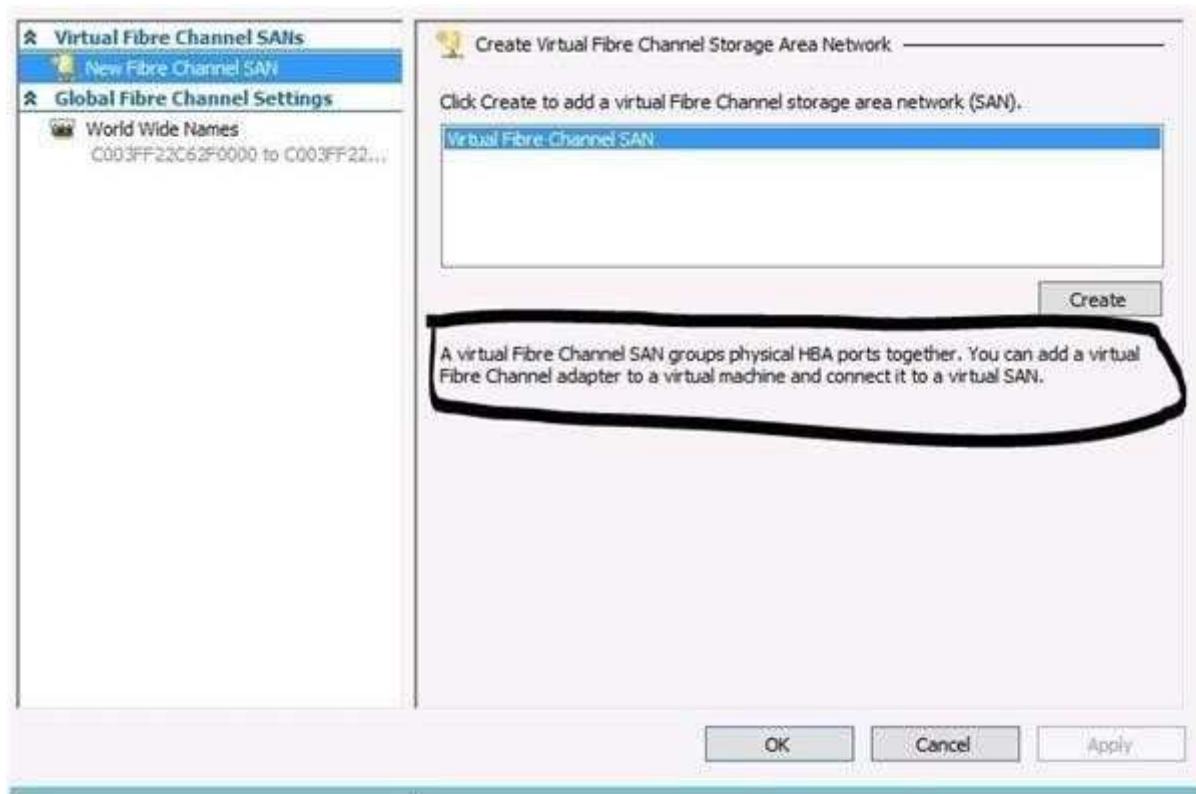
Explanation:

You need your virtualized workloads to connect easily and reliably to your existing storage arrays.

Windows Server 2012 provides Fibre Channel ports within the guest operating system, which allows you to connect to Fibre Channel directly from within virtual machines. This feature protects your investments in Fibre Channel, enables you to virtualize workloads that use direct access to Fibre Channel storage, allows you to cluster guest operating systems over Fibre Channel, and provides an important new storage option for servers hosted in your virtualization infrastructure.

With this Hyper-V virtual Fibre Channel feature, you can connect to Fibre Channel storage from within a virtual machine. This allows you to use your existing Fibre Channel investments to support virtualized workloads.

Support for Fibre Channel in Hyper-V guests also includes support for many related features, such as virtual SANs, live migration, and MPIO.



QUESTION 3

Your network contains an Active Directory domain named contoso.com. The domain contains a server named Server1. Server1 runs Windows Server 2012 R2 and has the Hyper-V server role installed.

On Server1, you create and start a virtual machine named VM1. VM1 is configured as shown in the following table.

Setting	Configuration
Minimum RAM	2048 MB
Maximum RAM	4096 MB
Disk type	Fixed size
Disk size	100 GB

You need to recommend a solution to minimize the amount of disk space used for the checkpoint of VM1.

What should you do before you create the checkpoint?

- A. Run the **Resize-VHD** cmdlet.
- B. Configure VM1 to have a smaller virtual disk.
- C. Shut down VM1.
- D. Decrease the Maximum RAM.

Correct Answer: C

Section: Volume A

Explanation

Explanation/Reference:

Explanation:

Changing the size of a VHD does not alter the size of a SNAPSHOT much at all.

However, since a snapshot is a record of a VMs state at the exact time that the snapshot was taken, shutting down the VM before taking the snapshot prevents the snapshot from having to contain all of the data in RAM (as there is no data in memory when a machine is powered down).

The question states that the solution should minimize the amount of disk space used for the checkpoint of VM1. If the checkpoint is taken while VM1 is running, there will be two attritional files present at the checkpoint location; a. VSV with VM1 saved state files and a .BIN file which contains VM1's memory contents. If, however, VM1 is shut down first, these files will not be created, thus saving disk space.

In order to convert Disk1.vhd to a dynamically expanding disk, VM1 still have to be shut down.

QUESTION 4

Your network contains an Active Directory forest. The forest functional level is Windows Server 2012 R2. The forest contains a single domain. The domain contains a member server named Server1. Server1 runs Windows Server 2012 R2.

You purchase a network scanner named Scanner1 that supports Web Services on Devices (WSD).

You need to share the network scanner on Server1.

Which server role should you install on Server1?

- A. Web Server (IIS)
- B. Fax Server
- C. Print and Document Services
- D. File and Storage Services

Correct Answer: C

Section: Volume A

Explanation

Explanation/Reference:

Explanation:

The Print and Document Services role allows for the configuration to share printers, scanners and fax devices.

Print and Document Services enables you to centralize print server and network printer tasks. With this role, you can also receive scanned documents from network scanners and route the documents to a shared network resource, Windows SharePoint Services site, or email addresses. Windows Server 2012 uses Web Services on Devices (WSD) technologies to integrate scanning devices into the system.

Reference:

Exam Ref 70-410: Installing and Configuring Windows Server 2012 R2, Chapter 1: Installing and Configuring servers, Objective 1.2: Configure servers, p. 8

<http://technet.microsoft.com/en-us/library/hh831468.aspx>

QUESTION 5

Your network contains two servers named Server1 and Server2 that run Windows Server 2012 R2. Server1 and Server2 are part of a workgroup.

On Server1 and Server2, you create a local user account named Admin1. You add the account to the local Administrators group. On both servers, Admin1 has the same password.

You log on to Server1 as Admin1. You open Computer Management and you connect to Server2.

When you attempt to create a scheduled task, view the event logs, and manage the shared folders, you receive Access Denied messages.

You need to ensure that you can administer Server2 remotely from Server1 by using Computer Management.

What should you configure on Server2?

- A. From Server Manager, modify the Remote Management setting.

- B. From Local Users and Groups, modify the membership of the Remote Management Users group.
- C. From Windows Firewall, modify the Windows Management Instrumentation (WMI) firewall rule.
- D. From Registry Editor, configure the LocalAccountTokenFilterPolicy registry value.

Correct Answer: D

Section: Volume A

Explanation

Explanation/Reference:

Explanation:

The LocalAccountTokenFilterPolicy setting affects how administrator credentials are applied to remotely administer the computer.

QUESTION 6

Note: This question is part of a series of questions that use the same or similar answer choices. An answer choice may be correct for more than one question in the series. Each question is independent of the other questions in this series. Information and details provided in a question apply only to that question.

Your network contains a server named Server1 that runs Windows Server 2012 R2. Server1 has the Hyper-V server role installed.

Server1 hosts four virtual machines named VM1, VM2, VM3, and VM4.

Server1 is configured as shown in the following table.

Hardware Component	Configuration
Processor	Eight quad-core CPUs that have non-uniform memory access (NUMA)
Memory	32 GB of RAM
Disk	Two local 4-TB disks
Network	Eight network adapters VMQ-supported PCI-SIG-supported

You install Windows Server 2012 R2 on VM2 by using Windows Deployment Services (WDS).

You need to ensure that the next time VM2 restarts, you can connect to the WDS server by using PXE.

Which virtual machine setting should you configure for VM2?

- A. NUMA topology
- B. Resource control
- C. resource metering
- D. Virtual Machine Chimney
- E. The VLAN ID
- F. Processor Compatibility
- G. The startup order
- H. Automatic Start Action
- I. Integration Services
- J. Port mirroring
- K. Single-root I/O virtualization

Correct Answer: G

Section: Volume A

Explanation

Explanation/Reference:

Explanation:

Configure the BIOS of the computer to enable PXE boot, and set the boot order so that it is booting from the network is first.

References:

[http://technet.microsoft.com/en-us/library/cc766320\(v=ws.10\).aspx](http://technet.microsoft.com/en-us/library/cc766320(v=ws.10).aspx)

Exam Ref 70-410, Installing and Configuring Windows Server 2012 R2, Chapter 3: Configure Hyper-V, Objective 3.1: Create and Configure virtual machine settings, p.144

Training Guide: Installing and Configuring Windows Server 2012 R2: Chapter 7: Hyper-V Virtualization, Lesson 2: Deploying and configuring virtual machines, p.335

QUESTION 7

Note: This question is part of a series of questions that use the same or similar answer choices. An answer choice may be correct for more than one question in the series. Each question is independent of the other questions in this series. Information and details provided in a question apply only to that question.

Your network contains a server named Server1 that runs Windows Server 2012 R2. Server1 has the Hyper-V server role installed.

Server1 hosts four virtual machines named VM1, VM2, VM3, and VM4.

Server1 is configured as shown in the following table.

Hardware Component	Configuration
Processor	Eight quad-core CPUs that have non-uniform memory access (NUMA)
Memory	32 GB of RAM
Disk	Two local 4-TB disks
Network	Eight network adapters VMQ-supported PCI-SIG-supported

You plan to schedule a complete backup of Server1 by using Windows Server Backup.

You need to ensure that the state of VM1 is saved before the backup starts.

What should you configure?

- A. NUMA topology
- B. Resource control
- C. resource metering
- D. Virtual Machine Chimney
- E. The VLAN ID
- F. Processor Compatibility
- G. The startup order
- H. Automatic Start Action
- I. Integration Services
- J. Port mirroring
- K. Single-root I/O virtualization

Correct Answer: I
Section: Volume A
Explanation

Explanation/Reference:

Explanation:

The Integration Services settings on virtual machines include services such as operating system shutdown, time synchronization, data exchange, Heartbeat, and Backup (volume snapshot services). This snapshot will ensure that the state of VM1 is saved prior to backup.

Reference:

https://docs.microsoft.com/en-us/windows/win32/hyperv_v2/backing-up-and-restoring-virtual-machines

Exam Ref 70-410, Installing and Configuring Windows Server 2012 R2, Chapter 3: Configure Hyper-V, Objective 3.1: Create and Configure virtual machine settings, p. 144

QUESTION 8

Your network contains a server named Server1 that runs Windows Server 2012 R2. Server1 has the Hyper-V server role installed.

Server1 hosts four virtual machines named VM1, VM2, VM3, and VM4.

Server1 is configured as shown in the following table.

Hardware Component	Configuration
Processor	Eight quad-core CPUs that have non-uniform memory access (NUMA)
Memory	32 GB of RAM
Disk	Two local 4-TB disks
Network	Eight network adapters VMQ-supported PCI-SIG-supported

You need to ensure that VM1 can use more CPU time than the other virtual machines when the CPUs on Server1 are under a heavy load.

What should you configure?

- A. NUMA topology
- B. Resource control
- C. resource metering
- D. virtual Machine Chimney
- E. The VLAN ID
- F. Processor Compatibility
- G. The startup order
- H. Automatic Start Action
- I. Integration Services
- J. Port mirroring
- K. Single-root I/O virtualization

Correct Answer: B

Section: Volume A

Explanation

Explanation/Reference:

Explanation:

Resource controls provide you with several ways to control the way that Hyper-V allocates resources to virtual machine. Resource control is used in the event where you need to adjust the computing resources of a virtual machine, you can reconfigure the resources to meet the changing needs. You can also specify resource controls to automate how resources are allocated to virtual machines.

References:

[http://technet.microsoft.com/en-us/library/cc766320\(v=ws.10\).aspx](http://technet.microsoft.com/en-us/library/cc766320(v=ws.10).aspx)

<http://technet.microsoft.com/en-us/library/hh831410.aspx>

<http://technet.microsoft.com/en-us/library/cc742470.aspx>

Exam Ref 70-410, Installing and Configuring Windows Server 2012 R2, Chapter 3: Configure Hyper-V, Objective 3.1: Create and Configure virtual machine settings, p.144

Training Guide: Installing and Configuring Windows Server 2012 R2: Chapter 7: Hyper-V Virtualization, Lesson 2: Deploying and configuring virtual machines, p.335

QUESTION 9

Your network contains an Active Directory domain named contoso.com. All client computer accounts are in an organizational unit (OU) named AllComputers. Client computers run either Windows 7 or Windows 8.1.

You create a Group Policy object (GPO) named GP1.

You link GP1 to the AllComputers OU.

You need to ensure that GP1 applies only to computers that have more than 8 GB of memory.

What should you configure?

- A. The Security settings of GP1
- B. The Block Inheritance option for AllComputers
- C. The Security settings of AllComputers
- D. The WMI filter for GP1

Correct Answer: D

Section: Volume A

Explanation

Explanation/Reference:

Explanation:

Windows Management Instrumentation (WMI) filters allow you to dynamically determine the scope of Group Policy objects (GPOs) based on attributes of the target computer.

When a GPO that is linked to a WMI filter is applied on the target computer, the filter is evaluated on the target computer. If the WMI filter evaluates to false, the GPO is not applied (except if the client computer is running Windows Server, in which case the filter is ignored and the GPO is always applied). If the WMI filter evaluates to true, the GPO is applied. WMI filters, like GPOs, are stored on a per-domain basis. A WMI filter and the GPO it is linked to must be in the same domain.

References:

Training Guide: Installing and Configuring Windows Server 2012 R2: Chapter 10: Implementing Group Policy, p. 470, 482

<http://technet.microsoft.com/en-us/library/jj134176>

QUESTION 10

Your network contains an Active Directory domain named contoso.com.

All client devices run Windows 8.1.

You deploy a server named Server1 that runs Windows Server 2012 R2.

You install a new client-server application named App1 on Server1 and on the client devices. The client devices must use TCP port 6444 to connect to App1. Server1 must publish the information of App1 to an intranet server named Server2 by using TCP port 3080.

You need to ensure that all of the client devices can connect to App1.

Which Windows Firewall rule should you create on Server1?

- A. an inbound rule to allow a connection to TCP port 3080
- B. an outbound rule to allow a connection to TCP port 3080
- C. an outbound rule to allow a connection to TCP port 6444
- D. an inbound rule to allow a connection to TCP port 6444

Correct Answer: D

Section: Volume A

Explanation

Explanation/Reference:

Explanation:

Server1 gets request from Client PC's it needs an inbound rule for 6444.

By default, Windows Firewall with Advanced Security blocks all unsolicited inbound network traffic, and allows all outbound network traffic. For unsolicited inbound network traffic to reach your computer, you must create an allow rule to permit that type of network traffic. If a network program cannot get access, verify that in the Windows Firewall with Advanced Security snap-in there is an active allow rule for the current profile. To verify that there is an active allow rule, double-click Monitoring and then click Firewall.

If there is no active allow rule for the program, go to the Inbound Rules node and create a new rule for that program. Create either a program rule, or a service rule, or search for a group that applies to the feature and make sure all the rules in the group are enabled. To permit the traffic, you must create a rule for the program that needs to listen for that traffic. If you know the TCP or UDP port numbers required by the program, you can additionally restrict the rule to only those ports, reducing the vulnerability of opening up all ports for the program.

Reference:

[https://docs.microsoft.com/en-us/previous-versions/windows/it-pro/windows-server-2012-r2-and-2012/hh831755\(v%3Dws.11\)](https://docs.microsoft.com/en-us/previous-versions/windows/it-pro/windows-server-2012-r2-and-2012/hh831755(v%3Dws.11))

QUESTION 11

Your network contains an Active Directory domain named contoso.com. The domain contains two servers named Server1 and Server2 that run Windows Server 2012 R2.

You create a security template named Template1 by using the security template snap-in.

You need to apply Template1 to Server2.

Which tool should you use?

- A. Security Templates

- B. Computer Management
- C. Security Configuration and Analysis
- D. System Configuration

Correct Answer: C

Section: Volume A

Explanation

Explanation/Reference:

Explanation:

A security policy is a combination of security settings that affect the security on a computer. You can use your local security policy to edit account policies and local policies on your local computer.

Security templates are inactive until imported into a Group Policy object or the Security Configuration and Analysis

Incorrect Answers:

A: The Security Template was already created – Provide standard security option to use in security policies

B: Template1 needs to be applied at the GP level

D: The System Configuration tool is used to identify windows problems

References: <https://www.petri.com/using-windows-server-2012-security-configuration-and-analysis-tool>

QUESTION 12

Your network contains multiple subnets.

On one of the subnets, you deploy a server named Server1 that runs Windows Server 2012 R2.

You install the DNS Server server role on Server1, and then you create a standard primary zone named contoso.com.

You need to ensure that client computers can resolve single-label names to IP addresses.

What should you do first?

- A. Create a reverse lookup zone.
- B. Convert the contoso.com zone to an Active Directory-integrated zone.
- C. Configure dynamic updates for contoso.com.
- D. Create a GlobalNames zone.

Correct Answer: B

Section: Volume A

Explanation

Explanation/Reference:

Explanation:

Although a GlobalNames zone is required in order to resolve single-label names, GNZs must be AD-integrated.

Since this is a standard primary zone (as opposed to an ADDS primary zone), we must first integrate the zone into Active Directory.

References:

Exam Ref: 70-410: Installing and Configuring Windows Server 2012 R2, Chapter4: Deploying and configuring core network services, Objective 4.3: Deploy and Configure the DNS service, p.233

<http://technet.microsoft.com/en-us/library/cc731744.aspx>

QUESTION 13

Your network contains an Active Directory domain named contoso.com. The domain contains a domain controller named Server1 that has the DNS Server server role installed. Server1 hosts a primary zone for contoso.com.

The domain contains a member server named Server2 that is configured to use Server1 as its primary DNS server.

From Server2, you run nslookup.exe as shown in the exhibit. (Click the **Exhibit** tab.)



```
Administrator: Windows PowerShell
Windows PowerShell
Copyright (C) 2012 Microsoft Corporation. All rights reserved.

PS C:\Users\administrator.CONTOSO> ns lookup
DNS request timed out.
    timeout was 2 seconds.
Default Server:  Unknown
Address:  192.168.10.1
```

You need to ensure that when you run Nslookup, the correct name of the default server is displayed.

What should you do?

- A. On Server1, create a reverse lookup zone.
- B. On Server1, modify the Security settings of the contoso.com zone.
- C. From Advanced TCP/IP Settings on Server1, add contoso.com to the DNS suffix list.
- D. From Advanced TCP/IP Settings on Server2, add contoso.com to the DNS suffix list.

Correct Answer: A

Section: Volume A

Explanation

Explanation/Reference:

Explanation:

Make sure that a reverse lookup zone that is authoritative for the PTR resource record exists.

PTR records contain the information that is required for the server to perform reverse name lookups.

References:

<http://technet.microsoft.com/en-us/library/cc961417.aspx>

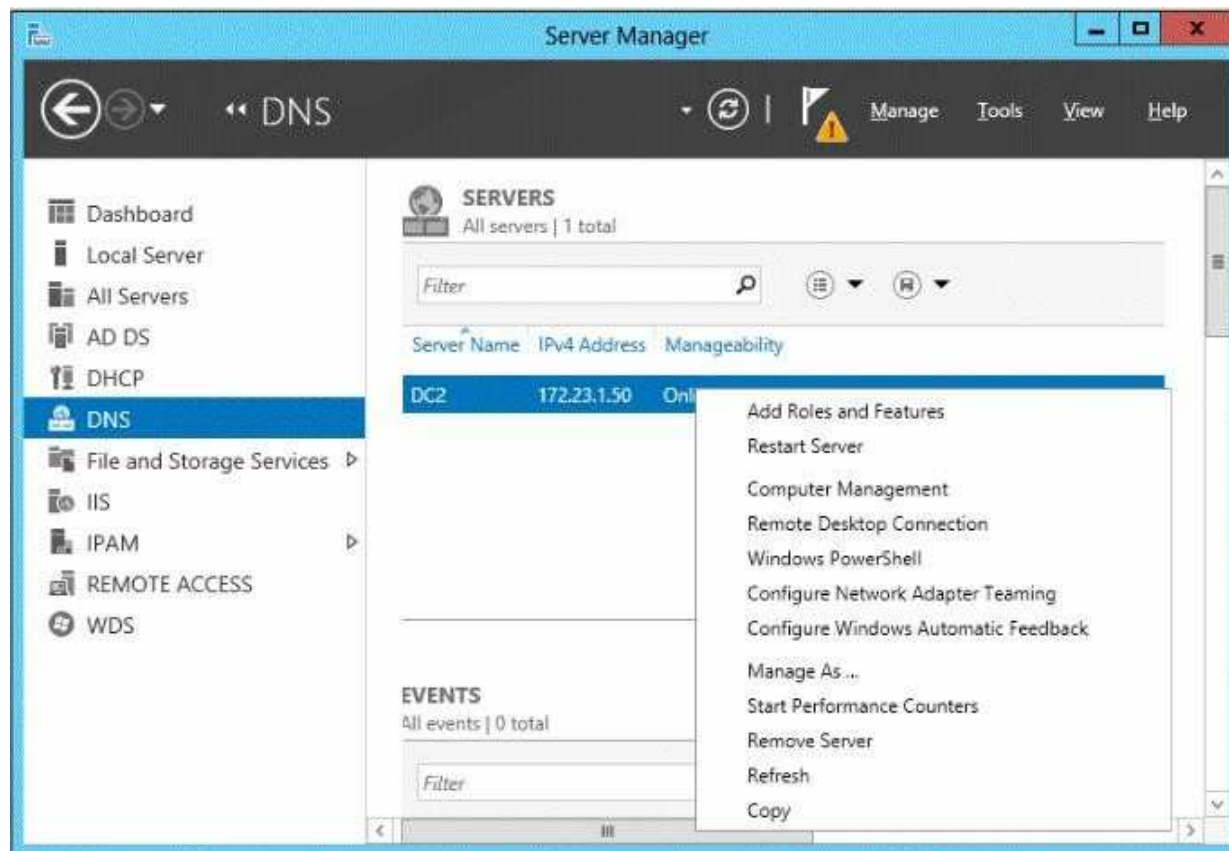
Exam Ref: 70-410: Installing and Configuring Windows Server 2012 R2, Chapter4: Deploying and configuring core network services, Objective 4.1: Configure IPv4 and IPv6 addressing, p.246

QUESTION 14

Your network contains an Active Directory domain named contoso.com. The domain contains a member server named Server1 and a domain controller named DC2. All servers run Windows Server 2012 R2. All domain controllers are configured as DNS servers.

On Server1, you open Server Manager and you add DC2 as another server to manage.

From Server Manager on Server1, you right-click DC2 as shown in the exhibit. (Click the Exhibit button.)



You need to ensure that when you right-click DC2, you see the option to run DNS Manager.

What should you do?

- A. On Server1, install the Role Administration Tools.
- B. In the domain, add Server1 to the DNS Admins group.
- C. On DC2 and Server1, run winrmquickconfig.
- D. On DC2, install the Feature Administration Tools.

Correct Answer: A
Section: Volume A

Explanation

Explanation/Reference:

Explanation:

The Domain Name System (DNS) role is a role that provides a standard method for associating names with numeric Internet addresses. This lets users refer to network computers by using easy-to-remember names instead of a long series of numbers. Windows DNS services can be integrated with DHCP services, eliminating the need to add DNS records as computers are added to the network.

QUESTION 15

Your network contains an Active Directory domain named contoso.com. The domain contains a DHCP server named Server1 that runs Windows Server 2012 R2.

You create a DHCP scope named Scope1. The scope has a start address of 192.168.1.10, an end address of 192.168.1.50, and a subnet mask of 255.255.255.192.

You need to ensure that Scope1 has a subnet mask of 255.255.255.0.

What should you do first?

- A. From the DHCP console, reconcile Scope1.
- B. From the DHCP console, delete Scope1.
- C. From the DHCP console, modify the Scope Options of Scope1.
- D. From Windows PowerShell, run the Set-DhcpServerv4Scope cmdlet.
- E. From the DHCP console, modify the properties of Scope1.

Correct Answer: B

Section: Volume A

Explanation

Explanation/Reference:

Explanation:

You cannot change the subnet mask of a DHCP scope without deleting the scope and recreating it with the new subnet mask.

Incorrect Answers:

Set-DhcpServerv4Scope does not include a parameter for the subnet mask.

Reference:

<https://uolf.wordpress.com/2016/04/26/changing-the-dhcp-scope-subnet-mask-on-windows-server/>

QUESTION 16

Your company has a main office and two branch offices. The offices connect to each other by using a WAN link.

In the main office, you have a server named Server1 that runs Windows Server 2012 R2.

Server1 is configured to use an IPv4 address only.

You need to assign an IPv6 address to Server1. The IP address must be private and routable.

Which IPv6 address should you assign to Server1?

- A. fe80:ab32:145c::32cc:401b
- B. ff00:3fff:65df:145c:dca8::82a4
- C. 2001:ab32:145c::32cc:401b
- D. fd00:ab32:14:ad88:ac:58:abc2:4

Correct Answer: D

Section: Volume A

Explanation

Explanation/Reference:

Explanation:

Unique local addresses are IPv6 addresses that are private to an organization in the same way that private addresses—such as 10.x.x.x, 192.168.x.x, or 172.16.0.0 172.31.255.255—can be used on an IPv4 network.

Unique local addresses, therefore, are not routable on the IPv6 Internet in the same way that an address like 10.20.100.55 is not routable on the IPv4 Internet. A unique local address is always structured as follows:

The first 8 bits are always 11111101 in binary format. This means that a unique local address always begins with FD and has a prefix identifier of FD00::/8.

References:

<https://www.howfunky.com/2013/09/ipv6-unique-local-address-or-ula-what.html>

QUESTION 17

In an isolated test environment, you deploy a server named Server1 that runs a Server Core Installation of Windows Server 2012 R2. The test environment does not have Active Directory Domain Services (AD DS) installed.

You install the Active Directory Domain Services server role on Server1.

You need to configure Server1 as a domain controller.

Which cmdlet should you run?

- A. Install-ADDSDomainController
- B. Install-ADDSDomain
- C. Install-ADDSForest



<https://www.gratisexam.com/>

D. Install-WindowsFeature

Correct Answer: C

Section: Volume A

Explanation

Explanation/Reference:

Explanation:

Install-ADDSDomainController – Installs a domain controller in Active Directory.

Install-ADDSDomain – Installs a new Active Directory domain configuration.

Install-ADDSTransport – Installs a new Active Directory transport configuration.

Install-WindowsFeature – Installs one or more Windows Server roles, role services, or features on either the local or a specified remote server that is running Windows Server 2012 R2. This cmdlet is equivalent to and replaces Add-WindowsFeature, the cmdlet that was used to install roles, role services, and features.

C:\PS>Install-ADDSTransport -DomainName corp.contoso.com -CreateDNSDelegation DomainMode Win2008 - ForestMode Win 2008 R2 -DatabasePath "d:\NTDS" - SysvolPath "d:\SYSVOL" –LogPath "e:\Logs"Installs a new forest named corp.contoso.com, creates a DNS delegation in the contoso.com domain, sets domain functional level to Windows Server 2008 R2 and sets forest functional level to Windows Server 2008,installs the Active Directory database and SYSVOL on the D:\ drive, installs the log files on the E:\ drive and has the server automatically restart after AD DS installation is complete and prompts the user to provide and confirm the Directory Services Restore Mode (DSRM) password.

QUESTION 18

You have a server named Server1 that runs Windows Server 2012 R2.

You promote Server1 to a domain controller.

You need to view the service location (SRV) records that Server1 registers in DNS.

What should you do on Server1?

- A. Open the Srv.sys file.
- B. Open the Netlogon.dns file.
- C. Run **ipconfig /displaydns**.
- D. Run **Get-DnsServerDiagnostics**.

<https://www.gratisexam.com/>

Correct Answer: B
Section: Volume A
Explanation

Explanation/Reference:

Explanation:

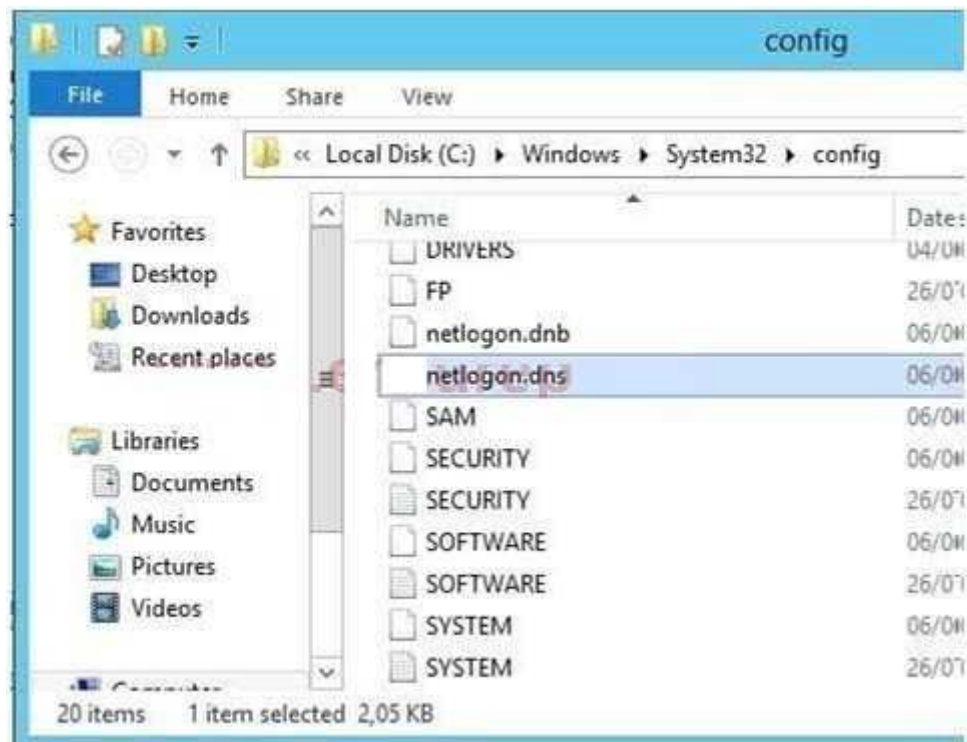
Netlogon service creates a log file that contains all the locator resource records stored in netlogon.

Incorrect Answers:

A: The Srv.sys file is the Timestamp server driver

C: ipconfig /displaydns is used to display current DNS resolver cache content

D: The Get-DnsServerDiagnostics cmdlet displays DNS event logging details



QUESTION 19

Your network contains an Active Directory domain named adatum.com. The domain contains several thousand member servers that run Windows Server 2012 R2. All of the computer accounts for the member servers are in an organizational unit (OU) named ServersAccounts.

Servers are restarted only occasionally.

You need to identify which servers were restarted during the last two days.

What should you do?

- A. Run **dsquery computer** and specify the **–stalepwd** parameter.
- B. Run **Get-ADComputer** and specify the **SearchScope** parameter.
- C. Run **Get-ADComputer** and specify the **lastLogon** property.
- D. Run **dsquery server** and specify the **–o** parameter

Correct Answer: C

Section: Volume A

Explanation

Explanation/Reference:

QUESTION 20

Your network contains an Active Directory forest that contains three domains.

A group named Group1 is configured as a domain local distribution group in the forest root domain.

You plan to grant Group1 read-only access to a shared folder named Share1.Share1 is located in a child domain.

You need to ensure that the members of Group1 can access Share1.

What should you do first?

- A. Convert Group1 to a universal security group.
- B. Convert Group1 to a global distribution group.
- C. Convert Group1 to a universal distribution group.
- D. Convert Group1 to a domain local security group.

Correct Answer: A

Section: Volume A

Explanation

Explanation/Reference:

Explanation:

Universal can be used for any domain or forest. Furthermore a Universal group can span multiple domains, even the entire forest.

References:

Exam Ref 70-410: Installing and Configuring Windows Server 2012 R2: Chapter 5: Install and Administer Active Directory, Objective 5.3 Create and manage Active Directory groups and Organization units, p. 289-291, 293

[http://technet.microsoft.com/en-us/library/cc781446\(v=ws.10\).aspx](http://technet.microsoft.com/en-us/library/cc781446(v=ws.10).aspx)

[http://technet.microsoft.com/en-us/library/cc755692\(v=ws.10\).aspx](http://technet.microsoft.com/en-us/library/cc755692(v=ws.10).aspx)

QUESTION 21

Your network contains an Active Directory domain named contoso.com. The domain contains 100 servers. The servers are contained in an organizational unit (OU) named Servers OU.

You need to create a group named Group1 on all of the servers in the domain. You must ensure that Group1 is added only to the servers.

What should you configure?

- A. a Local Users and Groups preferences setting in a Group Policy linked to the Domain Controllers OU
- B. a Restricted Groups setting in a Group Policy linked to the domain
- C. a Local Users and Groups preferences setting in a Group Policy linked to ServersOU
- D. a Restricted Groups setting in a Group Policy linked to Servers OU

Correct Answer: C

Section: Volume A

Explanation

Explanation/Reference:

Explanation:

Preferences in Group Policy linked to Servers OU allows you to centrally manage local users and groups on domain member computers and is this is the correct OU for the GPO change

Unlike Group Policy settings, which App1y to both local computer policy and Active Directory policy, Group Policy preferences only App1y to Active Directory policy.

You use preferences to configure many areas of the OS, including:

- System devices, such as USB ports, floppy drives and removable media Network shares and mapping network shares to drive letters System and user environment variables
- User and group accounts for the local computer
- VPN and dial-up networking connections
- Printer configuration and mapping
- Registry settings, schedule tasks and system services

- Settings for Folder Options, Internet Options and Regional and Language Options Settings for power schemes and power management
- Start Menu properties and menu items

QUESTION 22

Your network contains an Active Directory forest named contoso.com. All domain controllers currently run Windows Server 2008 R2.

You plan to install a new domain controller named DC4 that runs Windows Server 2012 R2.

The new domain controller will have the following configurations:

- Schema master
- Global catalog server
- Active Directory Federation Services server role
- Active Directory Certificate Services server role

You need to identify which configuration can be fulfilled by using the Active Directory Domain Services Configuration Wizard.

Which configuration should you identify?

- A. Enable the global catalog server.
- B. Install the DNS Server role.
- C. Install the Active Directory Certificate Services role.
- D. Transfer the schema master.

Correct Answer: A

Section: Volume A

Explanation

Explanation/Reference:

QUESTION 23

Your network contains an Active Directory forest named contoso.com.

The forest contains two domains named contoso.com and child.contoso.com and two sites named Site1 and Site2. The domains and the sites are configured as shown in following table.

Domain controller name	Domain name	Site name	Role
DC1	Contoso.com	Site1	Global catalog RID master PDC emulator
DC2	Contoso.com	Site1	Domain naming master Schema master Infrastructure master
DC3	Child.contoso.com	Site1	Infrastructure master RID master PDC emulator
DC4	Child.contoso.com	Site2	Not applicable

When the link between Site1 and Site2 fails, users fail to log on to Site2.

You need to identify what prevents the users in Site2 from logging on to the child.contoso.com domain.

What should you identify?

- A. The placement of the global catalog server
- B. The placement of the infrastructure master
- C. The placement of the domain naming master
- D. The placement of the PDC emulator

Correct Answer: D

Section: Volume A

Explanation

Explanation/Reference:

Explanation:

The exhibit shows that Site2 does not have a PDC emulator. This is important because of the close interaction between the RID operations master role and the PDC emulator role.

The PDC emulator processes password changes from earlier-version clients and other domain controllers on a best-effort basis; handles password authentication requests involving passwords that have recently changed and not yet been replicated throughout the domain; and, by default, synchronizes time. If this domain controller cannot connect to the PDC emulator, this domain controller cannot process authentication requests, it may not be able to synchronize time, and password updates cannot be replicated to it.

The PDC emulator master processes password changes from client computers and replicates these updates to all domain controllers throughout the domain. At

any time, there can be only one domain controller acting as the PDC emulator master in each domain in the forest.

QUESTION 24

You have a server named Server1 that runs Windows Server 2012 R2.

You plan to create a storage pool that will contain a new volume.

You need to create a new 600-GB volume by using thin provisioning. The new volume must use the parity layout.

What is the minimum number of 256-GB disks required for the storage pool?

- A. 2
- B. 3
- C. 4
- D. 5

Correct Answer: C

Section: Volume A

Explanation

Explanation/Reference:

Explanation:

It takes 3 discs (minimum) in order to create a storage pool array with parity. If this array were using fixed provisioning, this would not be enough given the 256MB capacity (since only 2/3rds of 256 X 3 - less than 600 -could be used as actual data with the rest being parity bits), but since this array uses thin provisioning, a 600GB volume could technically be set up on a 20GB disc and it would still show as 600GB. (So, essentially, the question really becomes how many drives it takes in a storage pool to create a parity array.)

References:

<http://technet.microsoft.com/en-us/library/hh831391.aspx>

<http://ibeast.com/tools/RaidCalc/RaidCalc.asp>

<http://www.raid-calculator.com/default.aspx>

<https://www.icc-usa.com/raid-calculator>

QUESTION 25

Your network contains an Active Directory domain named contoso.com. The domain contains a server named Server1. Server1 runs Windows Server 2012 R2.

You create a group Managed Service Account named gservice1.

You need to configure a service named Service1 to run as the gservice1 account.

How should you configure Service1?

- A. From the Services Console, configure the recovery settings
- B. From a command prompt, run **sc.exe** and specify the **config** parameter
- C. From Windows PowerShell, run **Set-Service** and specify the **-PassThrough** parameter
- D. From a command prompt, run **sc.exe** and specify the **sdset** parameter
- E. From Windows PowerShell, run **Set-Service** and specify the **-StartupType** parameter
- F. From a command prompt, run **sc.exe** and specify the **prvs** parameter

Correct Answer: B

Section: Volume A

Explanation

Explanation/Reference:

Explanation:

Sc config, Modifies the value of a service's entries in the registry and in the Service Control Manager database.

obj= {<AccountName> | <ObjectName>}

Specifies a name of an account in which a service will run, or specifies a name of the Windows driver object in which the driver will run. The default setting is LocalSystem.

password= <Password>

Specifies a password. This is required if an account other than the LocalSystem account is used.

QUESTION 26

Note: This question is part of a series of questions that use the same or similar answer choices. An answer choice may be correct for more than one question in the series. Each question is independent of the other questions in this series. Information and details provided in a question apply only to that question.

Your network contains an Active Directory forest named contoso.com. The forest contains a single domain. The domain contains two domain controllers named DC1 and DC2 that run Windows Server 2012 R2.

The domain contains a user named User1 and a global security group named Group1.

You need to modify the SAM account name of Group1.

Which cmdlet should you run?

- A. Add-AdPrincipalGroupMembership
- B. Install-AddsDomainController
- C. Install-WindowsFeature
- D. Install-AddsDomain

- E. Rename-AdObject
- F. Set AdAccountControl
- G. Set-AdGroup
- H. Set-User

Correct Answer: G

Section: Volume A

Explanation

Explanation/Reference:

QUESTION 27

Note: This question is part of a series of questions that use the same or similar answer choices. An answer choice may be correct for more than one question in the series. Each question is independent of the other questions in this series. Information and details provided in a question apply only to that question.

Your network contains an Active Directory forest named contoso.com. The forest contains a single domain. The domain contains two domain controllers named DC1 and DC2 that run Windows Server 2012 R2.

The domain contains a user named User1 and a global security group named Group1.

You need to add a new domain controller to the domain.

You install Windows Server 2012 R2 on a new server named DC3.

Which cmdlet should you run next?

- A. Add-AdPrincipalGroupMembership
- B. Install-AddsDomainController
- C. Install WindowsFeature
- D. Install AddsDomain
- E. Rename-AdObject
- F. Set-AdAccountControl
- G. Set-AdGroup
- H. Set-User

Correct Answer: C

Section: Volume A

Explanation

Explanation/Reference:

Explanation:

It is the 2nd step when installing a DC by PowerShell on a fresh server.

QUESTION 28

Your network contains an Active Directory forest named contoso.com. The forest contains a single domain. The domain contains two domain controllers named DC1 and DC2 that run Windows Server 2012 R2.

The domain contains a user named User1 and a global security group named Group1.

You need to prevent User1 from changing his password. The solution must minimize administrative effort.

Which cmdlet should you run?

- A. Add-AdPrincipalGroupMembership
- B. Install-AddsDomainController
- C. Install-WindowsFeature
- D. Install-AddsDomain
- E. Rename-AdObject
- F. Set-AdAccountControl
- G. Set-AdGroup
- H. Set-User

Correct Answer: F

Section: Volume A

Explanation

Explanation/Reference:

Explanation:

The Set-ADAccountControl cmdlet modifies the user account control (UAC) values for an Active Directory user or computer account. UAC values are represented by cmdlet parameters.

CannotChangePassword

Modifies the ability of an account to change its password. To disallow password change by the account set this to \$true. This parameter changes the Boolean value of the CannotChangePassword property of an account.

The following example shows how to specify the PasswordCannotChange parameter.

-CannotChangePassword \$false

References:

<http://technet.microsoft.com/en-us/library/ee617249.aspx>
<http://technet.microsoft.com/en-us/library/hh974723.aspx>
<http://technet.microsoft.com/en-us/library/hh974722.aspx>

QUESTION 29

Your network contains an Active Directory forest named contoso.com. The forest contains a single domain. The domain contains two domain controllers named DC1 and DC2 that run Windows Server 2012 R2.

The domain contains a user named User1 and a global security group named Group1.

You reconfigure DC2 as a member server in the domain.

You need to add DC2 as the first domain controller in a new domain in the forest.

Which cmdlet should you run?

- A. Add-AdPrincipalGroupMembership
- B. Install-AddsDomainController
- C. Install WindowsFeature
- D. Install AddsDomain
- E. Rename-AdObject
- F. Set AdAccountControl
- G. Set-AdGroup
- H. Set-User

Correct Answer: C

Section: Volume A

Explanation

Explanation/Reference:

Explanation:

Since a member server does not have Active Directory Domain Services installed, you must install this role before you can configure the new Domain Controller (which would require you to run Install-ADDSForest).

QUESTION 30

You have a Hyper-V host named Server1 that runs Windows Server 2012 R2.

Server1 hosts a virtual machine named VM1 that runs Windows Server 2012 R2.

VM1 has several snapshots.

You need to modify the snapshot file location of VM1.

What should you do?

- A. Right-click VM1, and then click Export.
- B. Shut down VM1, and then modify the settings of VM1.
- C. Delete the existing snapshots, and then modify the settings of VM1.
- D. Pause VM1, and then modify the settings of VM1.
- E. Right-click VM1, and then click Move.

Correct Answer: C

Section: Volume A

Explanation

Explanation/Reference:

QUESTION 31

You have a server named Server1 that runs Windows Server 2012 R2. Server1 has the Hyper-V server role installed. On Server1, you create a virtual machine named VM1. VM1 has a legacy network adapter.

You need to assign a specific amount of available network bandwidth to VM1.

What should you do first?

- A. Remove the legacy network adapter, and then run the Set-VMNetworkAdapter cmdlet.
- B. Add a second legacy network adapter, and then run the Set-VMNetworkAdapter cmdlet.
- C. Add a second legacy network adapter, and then configure network adapter teaming.
- D. Remove the legacy network adapter, and then add a network adapter.

Correct Answer: D

Section: Volume A

Explanation

Explanation/Reference:

Explanation:

Add a New network adapter. The legacy network adapter doesn't support bandwidth management.

QUESTION 32

Your network contains an Active Directory domain named contoso.com. The domain contains a server named Server1 that runs Windows Server 2012 R2.

You create a new inbound rule by using Windows Firewall with Advanced Security.

You need to configure the rule to allow Server1 to accept unsolicited inbound packets that are received through a network address translation (NAT) device on the network.

Which setting in the rule should you configure?

- A. Interface types
- B. Authorized computers
- C. Remote IP address
- D. Edge traversal

Correct Answer: D

Section: Volume A

Explanation

Explanation/Reference:

Explanation:

Edge traversal – This indicates whether edge traversal is enabled (Yes) or disabled (No). When edge traversal is enabled, the application, service, or port to which the rule applies is globally addressable and accessible from outside a network address translation (NAT) or edge device.

Select one of the following options from the list: Block edge traversal (default) – Prevent applications from receiving unsolicited traffic from the Internet through a NAT edge device. Allow edge traversal – Allow applications to receive unsolicited traffic directly from the Internet through a NAT edge device. Defer to user – Let the user decide whether to allow unsolicited traffic from the Internet through a NAT edge device when an application requests it. Defer to application – Let each application determine whether to allow unsolicited traffic from the Internet through a NAT edge device.

Reference: <http://technet.microsoft.com/en-us/library/cc731927.aspx>

QUESTION 33

Your network contains an Active Directory domain named contoso.com. All servers run Windows Server 2012 R2. A server named Server1 is configured to encrypt all traffic by using IPsec.

You need to ensure that Server1 can respond to ping requests from computers that do not support IPsec.

What should you do?

- A. From a command prompt, run netsh set global autotuninglevel = highlyrestrictedcongestionprovider=none.

- B. From a command prompt, run netsh set global autotuninglevel = restricted congestionprovider = ctcp.
- C. From Windows Firewall with Advanced Security, allow unicast responses for the Domain Profile.
- D. From Windows Firewall with Advanced Security, exempt ICMP from IPSec.

Correct Answer: D

Section: Volume A

Explanation

Explanation/Reference:

QUESTION 34

You have a server named Server1 that runs Windows Server 2012 R2.

You need to create a script that will create and mount a virtual hard disk.

Which tool should you use?

- A. diskpart.exe
- B. vdsldr.exe
- C. fsutil.exe
- D. vds.exe

Correct Answer: A

Section: Volume A

Explanation

Explanation/Reference:

QUESTION 35

You have a server named Server1 that runs Windows Server 2012 R2. Server1 has six network adapters. Two of the network adapters are connected to a network named LAN1, two of the network adapters are connected to a network named LAN2, and two of the network adapters are connected to a network named LAN3.

You create a network adapter team named Team1 from the two adapters connected to LAN1. You create a network adapter team named Team2 from the two adapters connected to LAN2.

A company policy states that all server IP addresses must be assigned by using a reserved address in DHCP.

You need to identify how many DHCP reservations you must create for Server1.

How many reservations should you identify?

- A. 3
- B. 4
- C. 6
- D. 8

Correct Answer: B

Section: Volume A

Explanation

Explanation/Reference:

Explanation:

1 for each NIC Team (2 total) and 1 for each non-teamed NIC (2 total) -> 4 total IP addresses are required.

QUESTION 36

You have an offline image of a server that runs Windows Server 2012 R2.

You need to enable Remote Desktop Services (RDS) on the server.

What should you use?

- A. the sc.exe command with the config parameter
- B. the Add-RDServerSessionHost cmdlet
- C. the Add-RDServer cmdlet
- D. the dism.exe command with the /enable-feature parameter

Correct Answer: D

Section: Volume A

Explanation

Explanation/Reference:

References: Enable the Remote-Desktop-Services feature in the offline image by executing the command `Dism /Enable-Feature /FeatureName:Remote-Desktop-Services`.

QUESTION 37

Your network contains an Active Directory domain named contoso.com.

You have a DHCP server named Server1 that runs Windows Server 2008.

You install Windows Server 2012 R2 on a server named Server2. You install the DHCP Server server role on Server2.

You need to migrate the DHCP services from Server1 to Server2. The solution must meet the following requirements:

- Ensure that existing leases are migrated.
- Prevent lease conflicts.

Which three actions should you perform? (Each correct answer presents part of the solution. Choose three.)

- A. On Server1, run the Export-DhcpServer cmdlet.
- B. On Server1, run the Stop-Service cmdlet.
- C. On Server2, run the Receive-SmigServerData cmdlet.
- D. On Server2, run the Stop-Service cmdlet.
- E. On Server2, run the Import-DhcpServer cmdlet.
- F. On Server1, run the Send-SmigServerData cmdlet.

Correct Answer: ABE

Section: Volume A

Explanation

Explanation/Reference:

QUESTION 38

Your network contains an Active Directory domain named contoso.com. The network contains a server named Server1 that runs Windows Server 2012 R2 and a server named Server2 that runs Windows Server 2008 R2 Service Pack 1 (SP1). Server1 and Server2 are member servers.

You need to ensure that you can manage Server2 from Server1 by using Server Manager.

Which two tasks should you perform? (Each correct answer presents part of the solution. Choose two.)

- A. Install Remote Server Administration Tools on Server1.
- B. Install Windows Management Framework 3.0 on Server2.
- C. Install the Windows PowerShell 2.0 engine on Server1.
- D. Install Microsoft .NET Framework 4 on Server2.
- E. Install Remote Server Administration Tools on Server2.

Correct Answer: BD

Section: Volume A

Explanation

Explanation/Reference:

Explanation:

To be able to fully manage remote servers that run Windows Server 2008 or the R2 Service Pack 1 operating system, you should install the .NET Framework 4 on Server2 first followed by the Windows Management Framework 3.0.

QUESTION 39

Your network contains an Active Directory domain named contoso.com. The domain contains two servers named Server1 and Server2. Server1 runs Windows Server 2012 R2. Server2 runs Windows Server 2008 R2 Service Pack 1 (SP1) and has the DHCP Server server role installed.

You need to manage DHCP on Server2 by using the DHCP console on Server1.

What should you do first?

- A. From Windows Firewall with Advanced Security on Server2, create an inbound rule.
- B. From the Microsoft Management Console on Server1, add a snap-in.
- C. From Server Manager on Server2, enable Windows Remote Management.
- D. From Server Manager on Server1, install a feature.

Correct Answer: D

Section: Volume A

Explanation

Explanation/Reference:

Explanation:

You need to install the DHCP Role Administration Tool on Server1 first which can be found under Remote Server Administration Tools in Windows Features.

Reference:

Training Guide: Installing and Configuring Windows Server 2012 R2, Chapter 6 Network Administration, p. 228

<https://docs.microsoft.com/en-us/windows-server/administration/server-manager/install-or-uninstall-roles-role-services-or-features>

QUESTION 40

Your network contains an Active Directory domain named contoso.com. The domain contains two servers named Server1 and Server2 that run Windows Server 2012 R2. Server1 has the Group Policy Management feature installed. Server2 has the Print and Document Services server role installed.

On Server2, you open Print Management and you deploy a printer named Printer1 by using a Group Policy object (GPO) named GPO1. When you open GPO1 on Server1, you discover that the Deployed Printers node does not appear.

You need to view the Deployed Printers node in GPO1.

What should you do?

- A. On Server1, modify the Group Policy filtering options of GPO1.
- B. On a domain controller, create a Group Policy central store.
- C. On Server2, install the Group Policy Management feature.
- D. On Server1, configure the security filtering of GPO1.

Correct Answer: C

Section: Volume A

Explanation

Explanation/Reference:

Explanation:

Pre-Requisites

To use Group Policy for printer deployment you will need to have a Windows Active Directory domain, and this article assumes that your Domain Controller is a Windows 2008 R2 Server. You will also need the Print Services role installed on a server (can be on your DC), and you will be using the Print Management and Group Policy Management consoles to configure the various settings. It's assumed that you have already followed Part One and have one or more printers shared on your server with the necessary drivers, ready to deploy to your client computers.

QUESTION 41

Your network contains an Active Directory domain named contoso.com. The domain contains a member server named Server 1. Server1 runs Windows Server 2012 R2 and has the DHCP Server server role installed.

You create two IPv4 scopes on Server1. The scopes are configured as shown in the following table.

Scope name	IPv4 scope
Subnet_Tor	192.168.2.0/24
Subnet_Mtl	192.168.1.0/24

The DHCP clients in Subnet_Tor can connect to the client computers in Subnet_Mtl by using an IP address or a FQDN. You discover that the DHCP clients in Subnet_Mtl can connect to client computers in Subnet_Tor by using an IP address only.

You need to ensure that the DHCP clients in both subnets can connect to any other DHCP client by using a FQDN.

What should you add?

- A. The 006 DNS Servers option to Subnet_Mtl

- B. The 006 DNS Servers option to Subnet_Tor
- C. The 015 DNS Domain Name option to Subnet_Mtl
- D. The 015 DNS Domain Name option to Subnet_Tor

Correct Answer: A

Section: Volume A

Explanation

Explanation/Reference:

QUESTION 42

You have a server named Server1 that runs a Server Core installation of Windows Server 2012 R2.

Server1 is configured to obtain an IPv4 address by using DHCP.

You need to configure the IPv4 settings of the network connection on Server1 as follows:

- IP address: 10.1.1.1
- Subnet mask: 255.255.240.0
- Default gateway: 10.1.1.254

What should you run?

- A. netsh.exe
- B. netcfg.exe
- C. msconfig.exe
- D. ipconfig.exe

Correct Answer: A

Section: Volume A

Explanation

Explanation/Reference:

Explanation:

In order to configure TCP/IP settings such as the IP address, Subnet Mask, Default Gateway, DNS and WINS addresses and many other options you can use Netsh.exe.

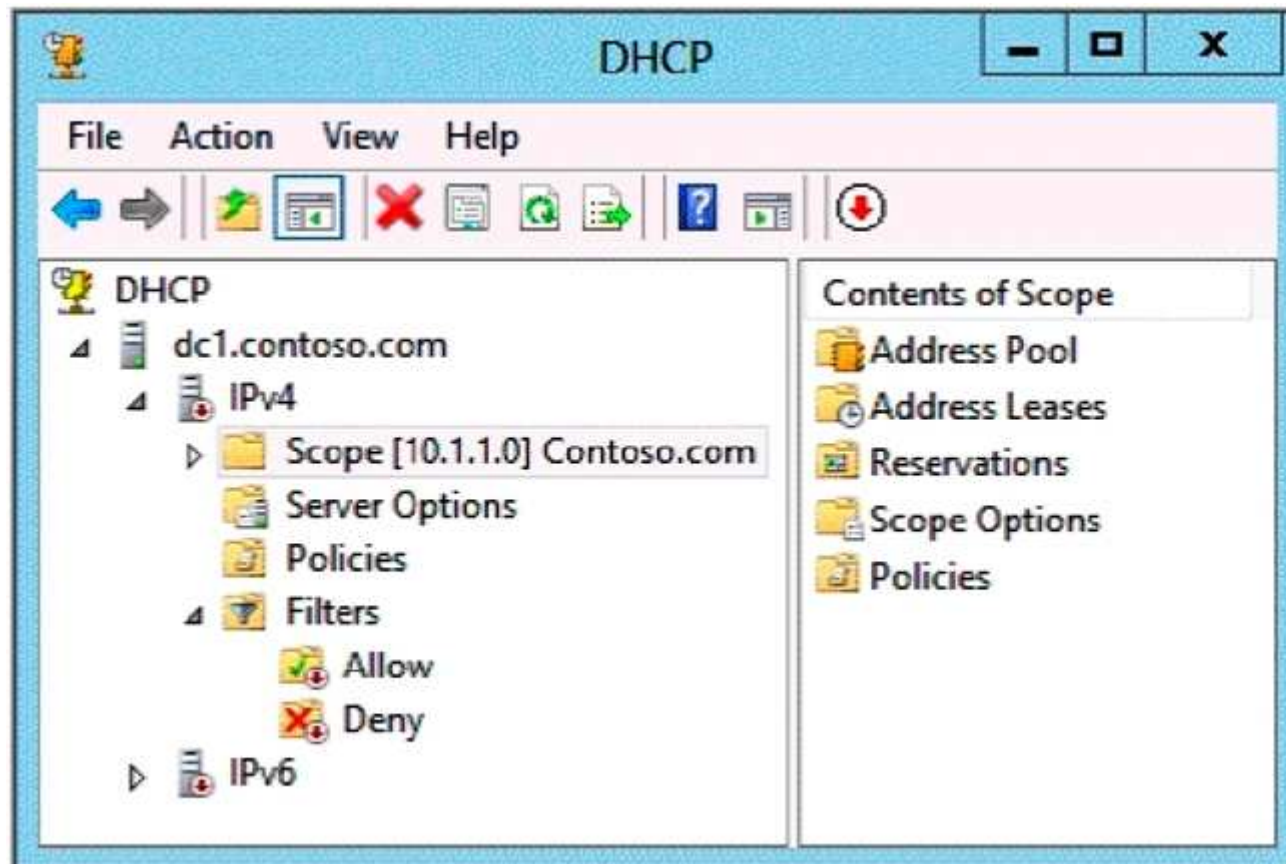
Reference:

<https://www.thomasmaurer.ch/2012/04/replace-netsh-with-windows-powershell-basic-network-cmdlets/>

QUESTION 43

Your network contains an Active Directory domain named contoso.com. The domain contains a domain controller named DC1 that runs Windows Server 2012 R2 and a client computer named Computer1 that runs Windows 8.1.

DC1 is configured as a DHCP server as shown in the exhibit. (Click the **Exhibit** button.)



Computer1 is configured to obtain an IP address automatically.

You notice that Computer1 is unable to obtain an IP address from DC1.

You need to ensure that Computer1 can receive an IP address from DC1.

What should you do?

- A. Disable the Allow filters.
- B. Disable the Deny filters.
- C. Authorize dc1.contoso.com.
- D. Activate Scope [10.1.1.0] Contoso.com.
- E. Activate Scope [10.0.0.0] Contoso.com.

Correct Answer: A

Section: Volume A

Explanation

Explanation/Reference:

Explanation:

A red down arrow indicates an unauthorized DHCP server. A DHCP server that is a domain controller or a member of an Active Directory domain queries Active Directory for the list of authorized servers (identified by IP address). If its own IP address is not in the list of authorized DHCP servers, the DHCP Server service does not complete its startup sequence and automatically shuts down.

Reference:

<https://www.concurrency.com/blog/w/dhcp-filtering>

QUESTION 44

Your network contains an Active Directory forest named contoso.com. All domain controllers currently run Windows Server 2008 R2 Service Pack 1 (SP1).

You plan to install a new domain controller named DC4 that runs Windows Server 2012 R2.

The new domain controller will have the following configurations:

- Schema master
- Global catalog server
- DNS Server server role
- Active Directory Certificate Services server role

You need to identify which configurations cannot be fulfilled by using the Active Directory Domain Services Configuration Wizard.

Which two configurations should you identify? (Each correct answer presents part of the solution. Choose two.)

- A. Install the DNS Server role.
- B. Enable the global catalog server.

- C. Install the Active Directory Certificate Services role.
- D. Transfer the schema master.

Correct Answer: CD

Section: Volume A

Explanation

Explanation/Reference:

Explanation:

Installation Wizard will automatically install DNS and allows for the option to set it as a global catalog server. ADCS and schema must be done separately.

Reference:

<https://technet.microsoft.com/en-us/windows-server-docs/identity/ad-ds/deploy/ad-ds-installation-and-removal-wizard-page-descriptions>

QUESTION 45

Your network contains an Active Directory domain named adatum.com.

You discover that when users join computers to the domain, the computer accounts are created in the Computers container.

You need to ensure that when users join computers to the domain, the computer accounts are automatically created in an organizational unit (OU) named All_Computers.

What should you do?

- A. From a command prompt, run the **redircmp.exe** command.
- B. From Ldp, configure the properties of the Computers container.
- C. From Windows PowerShell, run the **Move-ADObject** cmdlet.
- D. From ADSI Edit, configure the properties of the Computers container.

Correct Answer: A

Section: Volume A

Explanation

Explanation/Reference:

Explanation:

This command redirects the default container for newly created computers to a specified, target organizational unit (OU) so that newly created computer objects are created in the specific target OU instead of in All_Computers.

References:

<http://technet.microsoft.com/en-us/library/cc770619.aspx>

QUESTION 46

Your network contains an Active Directory domain named contoso.com.

You log on to a domain controller by using an account named Admin1. Admin1 is a member of the Domain Admins group.

You view the properties of a group named Group1 as shown in the exhibit. (Click the Exhibit button.)

The screenshot shows the 'Group1 Properties' dialog box with the 'General' tab selected. The group name is 'Group1'. The 'Group name (pre-Windows 2000)' field contains 'group1'. The 'Description' and 'E-mail' fields are empty. Under 'Group scope', 'Global' is selected. Under 'Group type', 'Security' is selected. The 'Notes' field is empty. The 'OK', 'Cancel', and 'Apply' buttons are at the bottom.

Group1 is located in an organizational unit (OU) named OU1.

You need to ensure that users from Group1 can modify the Security settings of OU1 only.

What should you do from Active Directory Users and Computers?

- A. Modify the Managed By settings on OU1.
- B. Right-click contoso.com and select Delegate Control.
- C. Right-click OU1 and select Delegate Control.
- D. Modify the Security settings of Group1.

Correct Answer: C

Section: Volume A

Explanation

Explanation/Reference:

Explanation:

Delegating control to only the OU will allow the users of Group1 to modify the security settings.

QUESTION 47

Your network contains an Active Directory forest named contoso.com. The forest contains a single domain. All servers run Windows Server 2012 R2. The domain contains two domain controllers named DC1 and DC2. Both domain controllers are virtual machines on a Hyper-V host.

You plan to create a cloned domain controller named DC3 from an image of DC1.

You need to ensure that you can clone DC1.

Which two actions should you perform? (Each correct answer presents part of the solution. Choose two.)

- A. Add the computer account of DC1 to the Cloneable Domain Controllers group.
- B. Create a DCCloneConfig.xml file on DC1.
- C. Add the computer account of DC3 to the Cloneable Domain Controllers group.
- D. Run the Enable-AdOptionalFeaturecmdlet.
- E. Modify the contents of the DefaultDCCloneAllowList.xml file on DC1.

Correct Answer: AB

Section: Volume A

Explanation

Explanation/Reference:

Explanation:

A. Membership in the Cloneable Domain Controllers Group dictates whether a DC can or cannot be cloned. This group has some permissions set on the domain head that should not be removed. Removing these permissions will cause cloning to fail. Also, as a best practice, DCs shouldn't be added to the group until you plan to clone and DCs should be removed from the group once cloning is complete. Cloned DCs will also end up in the Cloneable Domain Controllers group.

B. DCCloneConfig.xml is an XML configuration file that contains all of the settings the cloned DC will take when it boots. This includes network settings, DNS, WINS, AD site name, new DC name and more. This file can be generated in a few different ways.

The New-ADDCCloneConfig cmdlet in PowerShell

By hand with an XML editor

By editing an existing config file, again with an XML editor.

QUESTION 48

Your network contains an Active Directory domain named contoso.com.

You create a software restriction policy to allow an application named App1 by using a certificate rule.

You need to ensure that when users attempt to execute App1, the certificate for App1 is verified against a certificate revocation list (CRL).

What should you do?

- A. Modify the rule for App1.
- B. Modify the Trusted Publishers Properties.
- C. Create a new certificate rule for App1.
- D. Modify the Enforcement Properties.

Correct Answer: B

Section: Volume A

Explanation

Explanation/Reference:

QUESTION 49

Your network contains an Active Directory domain named contoso.com. The domain contains an organizational unit (OU) named OU1.

You need to ensure that when new client computers join the domain, their computer accounts are created in OU1 by default.

What should you do?

- A. From Windows PowerShell, run the Move-ADObject cmdlet.
- B. From a command prompt, run the redircmp.exe command.
- C. From ADSI Edit, configure the properties of the OU1 object.
- D. From Ldp, configure the properties of the Computers container.

Correct Answer: B

Section: Volume A

Explanation

Explanation/Reference:

Explanation:

Redirects the default container for newly created computers to a specified, target organizational unit (OU) so that newly created computer objects are created in the specific target OU instead of in CN=Computers.

The CN=Computers container is a computer-protected object. For backward compatibility reasons, you cannot (and must not) remove it.

Reference: <http://technet.microsoft.com/en-us/library/cc770619.aspx>

QUESTION 50

Note: This question is part of a series of questions that use the same or similar answer choices. An answer choice may be correct for more than one question in the series. Each question is independent of the other questions in this series. Information and details provided in a question apply only to that question.

Your network contains an Active Directory domain named contoso.com. The domain contains 100 user accounts that reside in an organizational unit (OU) named OU1.

You need to ensure that a user named User1 can link and unlink Group Policy objects (GPOs) to OU1. The solution must minimize the number of permissions assigned to User1.

What should you do?

- A. Run the Delegation of Control Wizard on OU1.
- B. Add User1 to the Group Policy Creator Owners group.
- C. Modify the permission on the \\Contoso.com\SYSVOL\Contoso.com\Policies folder.
- D. Modify the permissions on the User1 account.

Correct Answer: A

Section: Volume A

Explanation

Explanation/Reference:

Explanation:

The Delegation of Control Wizard allows you to delegate tasks, active Directory Object types and to set permissions.

QUESTION 51

Note: This question is part of a series of questions that use the same or similar answer choices. An answer choice may be correct for more than one question in the series. Each question is independent of the other questions in this series. Information and details provided in a question apply only to that question.

Your network contains an Active Directory forest named contoso.com. The forest contains a single domain. The domain contains two domain controllers named DC1 and DC2 that run Windows Server 2012 R2.

The domain contains a user named User1 and three global security groups named Group1, Group2 and, Group3.

You need to add User1 to Group1, Group2, and Group3.

Which cmdlet should you run?

- A. Add-AdPrincipalGroupMembership
- B. Install-AddsDomainController
- C. Install-WindowsFeature
- D. Install-AddsDomain
- E. Rename-AdObject
- F. Set-AdAccountControl
- G. Set-AdGroup
- H. Set-User

Correct Answer: A

Section: Volume A

Explanation

Explanation/Reference:

Explanation:

The Add-ADPrincipalGroupMembershipcmdlet adds a user, group, service account, or computer as a new member to one or more Active Directory groups.

References:

<http://technet.microsoft.com/en-us/library/ee617203.aspx>

<http://technet.microsoft.com/en-us/library/hh974723.aspx>

QUESTION 52

Your network contains an Active Directory domain named contoso.com.

Your company hires 500 temporary employees for the summer.

The human resources department gives you a Microsoft Excel document that contains a list of the temporary employees.

You need to automate the creation of user accounts for the 500 temporary employees.

Which tool should you use?

- A. ADSI Edit
- B. The csvde.exe command
- C. Active Directory Users and Computers
- D. The Add-Member cmdlet

Correct Answer: B

Section: Volume B

Explanation

Explanation/Reference:

Explanation:

Csvde.exe is the best option to add multiple users. As you just need to export the excel spreadsheet as a csv file and make sure the parameters are correct.

You can use Csvde to import and export Active Directory data that uses the comma-separated value format.

Use a spreadsheet program such as Microsoft Excel to open this .csv file and view the header and value information.

The CSVDE is a command-line utility that can create new AD DS objects by importing information from a comma-separated value (.csv) file. This would be the least amount of administrative effort in this case especially considering that these would be temporary employees.

QUESTION 53

You have a server named Data1 that runs a Server Core Installation of Windows Server 2012 R2 Standard.

You need to configure Data1 to run a Server Core Installation of Windows Server 2012 R2 Datacenter. You want to achieve this goal by using the minimum amount of administrative effort.

What should you perform?

- A. a clean installation of Windows Server 2012 R2
- B. an offline servicing by using Dism
- C. an online servicing by using Dism

D. an upgrade installation of Windows Server 2012 R2

Correct Answer: C

Section: Volume B

Explanation

Explanation/Reference:

Reference:

https://blogs.technet.microsoft.com/justin_gao/2012/09/22/you-need-to-know-how-to-converting-existing-windows-server-2012-versions/

Training Guide: Installing and Configuring Windows Server 2012 R2: Chapter 2: Deploying Servers, p. 44

Exam Ref 70-410: Installing and Configuring Windows Server 2012 R2: Chapter 1: Installing and Configuring Servers, p. 19-22

QUESTION 54

Your network contains an Active Directory domain named contoso.com.

You install Windows Server 2012 R2 on a new server named Server1 and you join Server1 to the domain.

You need to ensure that you can view processor usage and memory usage information in Server Manager.

What should you do?

- A. From Server Manager, click Configure Performance Alerts.
- B. From Performance Monitor, create a Data Collector Set (DCS).
- C. From Performance Monitor, start the System Performance Data Collector Set (DCS).
- D. From Server Manager, click Start Performance Counters.

Correct Answer: D

Section: Volume B

Explanation

Explanation/Reference:

Explanation:

You should navigate to the Server Manager snap-in and there click on All Servers, and then Performance Counters. The Performance Counters, when started can be set to collect and display data regarding processor usage, memory usage, amongst many other resources like disk-related and security related data, that can be monitored.

Reference: <http://technet.microsoft.com/en-us/library/bb734903.aspx>

QUESTION 55

Your network contains an Active Directory domain named contoso.com. The domain contains three servers named Server1, Server2, and Server3.

You create a server group named ServerGroup1.

You discover the error message shown in the following exhibit. (Click the Exhibit button.)

You need to ensure that Server2 can be managed remotely by using Server Manager.

What should you do?

- A. On DC1, run the **Enable-PSSessionConfiguration** cmdlet.
- B. On Server2, run the **Add-Computer** cmdlet.
- C. On Server2, modify the Windows Management Instrumentation (WMI) firewall rule.
- D. From Active Directory Users and Computers, add a computer account named Server2, and then restart Server2.
- E. On Server2 modify the membership of the Remote Management Users group.
- F. On DC1, run the **New-ADComputer** cmdlet.
- G. On Server2, run the **netdom.exe** command

Correct Answer: E

Section: Volume B

Explanation

Explanation/Reference:

Reference:

<https://docs.microsoft.com/en-us/windows/desktop/wmisdk/wmi-troubleshooting#access-denied>

QUESTION 56

Note: This question is part of a series of questions that use the same or similar answer choices. An answer choice may be correct for more than one question in the series. Each question is independent of the other questions in this series. Information and details provided in a question apply only to that question.

Your network contains a server named Server1 that runs Windows Server 2012 R2. Server1 has the Hyper-V server role installed.

Server1 hosts four virtual machines named VM1, VM2, VM3, and VM4.

Server1 is configured as shown in the following table.

Hardware Component	Configuration
Processor	Eight quad-core CPUs that have non-uniform memory access (NUMA)
Memory	32 GB of RAM
Disk	Two local 4-TB disks
Network	Eight network adapters VMQ-supported PCI-SIG-supported

VM3 is used to test applications.

You need to prevent VM3 from synchronizing its clock to Server1.

What should you configure?

- A. NUMA topology
- B. Resource control
- C. Resource metering
- D. Virtual Machine Chimney
- E. The VLAN ID
- F. Processor Compatibility
- G. The startup order
- H. Automatic Start Action
- I. Integration Services
- J. Port mirroring
- K. Single-root I/O visualization

Correct Answer: I

Section: Volume B

Explanation

Explanation/Reference:

Explanation:

Integration Services settings on virtual machines includes services such as operating system shutdown, time synchronization, data exchange, Heart beat, and Backup (volume snapshot services). Thus you should disable the time synchronization using Integration Services.

References:

<https://docs.microsoft.com/en-us/windows-server/virtualization/hyper-v/manage/manage-hyper-v-integration-services>

<https://docs.microsoft.com/en-us/virtualization/hyper-v-on-windows/reference/integration-services>

Exam Ref 70-410, Installing and Configuring Windows Server 2012 R2, Chapter 3: Configure Hyper-V, Objective 3.1: Create and Configure virtual machine settings, p. 144

QUESTION 57

You have a server named Server1 that runs Windows Server 2012 R2.

You try to install the Microsoft .NET Framework 3.5 Features feature on Server1, but the installation fails repeatedly.

You need to ensure that the feature can be installed on Server1.

What should you do?

- A. Install Windows Identity Foundation (WIF) 3.5.
- B. Install the Web Server (IIS) server role.
- C. Connect Server1 to the Internet.
- D. Run the Add-AppxProvisionedPackage cmdlet.

Correct Answer: C

Section: Volume B

Explanation

Explanation/Reference:

Explanation:

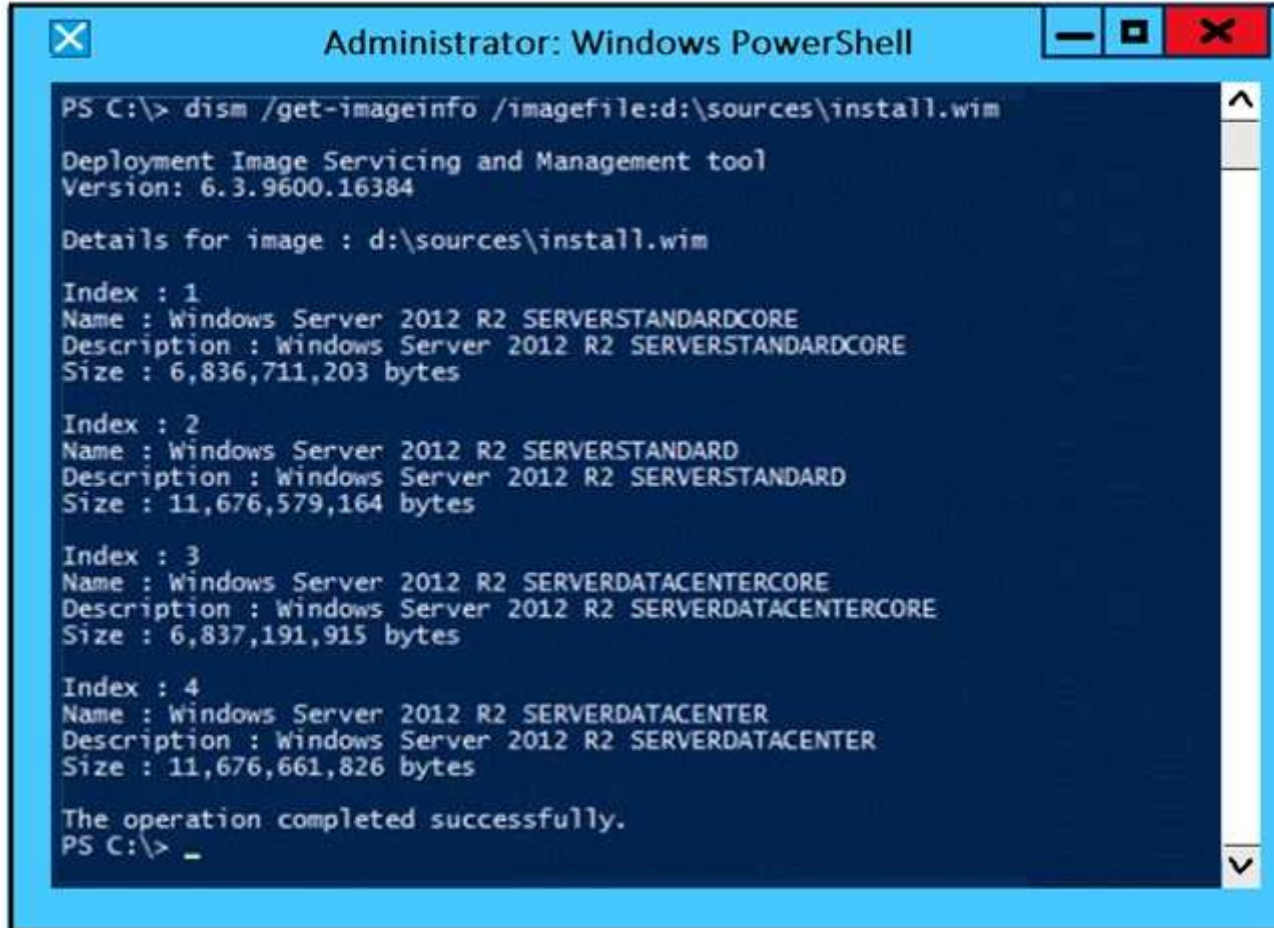
The files needed are no longer available on the local Hard drive. We need to connect the server to the Internet.

Important to note that when starting with Windows Server 2012 R2 and Windows 8, the feature files for .NET Framework 3.5 (which includes .NET Framework 2.0 and .NET Framework 3.0) are not available on the local computer by default. The files have been removed. Files for features that have been removed in a Features on Demand configuration, along with feature files for .NET Framework 3.5, are available through Windows Update. By default, if feature files are not available on the destination server that is running Windows Server 2012 R2 Preview or Windows Server 2012 R2, the installation process searches for the missing files by connecting to Windows Update. You can override the default behavior by configuring a Group Policy setting or specifying an alternate source path during installation, whether you are installing by using the Add Roles and Features Wizard GUI or a command line.

QUESTION 58

You have a server named Server1 that runs a Server Core Installation of Windows Server 2012 R2 Datacenter.

You have a WIM file that contains the four images of Windows Server 2012 R2 as shown in the Images exhibit. (Click the **Images** tab.)

A screenshot of a Windows PowerShell window titled "Administrator: Windows PowerShell". The command prompt shows the command "dism /get-imageinfo /imagefile:d:\sources\install.wim" being executed. The output displays details for four Windows images: Index 1 (SERVERSTANDARDCORE), Index 2 (SERVERSTANDARD), Index 3 (SERVERDATACENTERCORE), and Index 4 (SERVERDATACENTER). The operation completed successfully.

```
PS C:\> dism /get-imageinfo /imagefile:d:\sources\install.wim

Deployment Image Servicing and Management tool
Version: 6.3.9600.16384

Details for image : d:\sources\install.wim

Index : 1
Name : Windows Server 2012 R2 SERVERSTANDARDCORE
Description : Windows Server 2012 R2 SERVERSTANDARDCORE
Size : 6,836,711,203 bytes

Index : 2
Name : Windows Server 2012 R2 SERVERSTANDARD
Description : Windows Server 2012 R2 SERVERSTANDARD
Size : 11,676,579,164 bytes

Index : 3
Name : Windows Server 2012 R2 SERVERDATACENTERCORE
Description : Windows Server 2012 R2 SERVERDATACENTERCORE
Size : 6,837,191,915 bytes

Index : 4
Name : Windows Server 2012 R2 SERVERDATACENTER
Description : Windows Server 2012 R2 SERVERDATACENTER
Size : 11,676,661,826 bytes

The operation completed successfully.
PS C:\> _
```

You review the installed features on Server1 as shown in the Features exhibit. (Click the **Features** tab.)



You need to install the Server Graphical Shell feature on Server1.

Which two sources can you use to achieve this goal? (Each correct answer presents a complete solution. Choose two.)

- A. Index 1
- B. Index 2
- C. Index 3
- D. Index 4

Correct Answer: BD

Section: Volume B

Explanation

Explanation/Reference:

Explanation:

These images (since they are Full GUI, not CORE), contain the binaries necessary to install all GUI elements.

When you install Windows Server 2012 R2, you can choose between Server Core Installation and Server with a GUI. The "Server with a GUI" option is the Windows Server 2012 R2 equivalent of the Full installation option available in Windows Server 2008 R2. The "Server Core Installation" option reduces the space required on disk, the potential attack surface, and especially the servicing requirements, so we recommend that you choose the Server Core installation unless you have a particular need for the additional user interface elements and graphical management tools that are included in the "Server with a GUI" option. For this reason, the Server Core installation is now the default. Because you can freely switch between these options at any time later, one approach might be to initially install the Server with a GUI option, use the graphical tools to configure the server, and then later switch to the Server Core Installation option.

QUESTION 59

Your network contains an Active Directory domain named adatum.com. The domain contains a member server named LON-DC1. LON-DC1 runs Windows Server 2012 R2 and has the DHCP Server server role installed.

The network contains 100 client computers and 50 IP phones. The computers and the phones are from the same vendor.

You create an IPv4 scope that contains addresses from 172.16.0.1 to 172.16.1.254.

You need to ensure that the IP phones receive IP addresses in the range of 172.16.1.100 to 172.16.1.200. The solution must minimize administrative effort.

What should you create?

- A. Server level policies
- B. Reservations
- C. Filters
- D. Scope level policies

Correct Answer: D

Section: Volume B

Explanation

Explanation/Reference:

Explanation:

The scope is already in place.

Scope level policies are typically settings that only apply to that scope. They can also overwrite a setting that was set at the server level.

When a client matches the conditions of a policy, the DHCP server responds to the clients based on the settings of a policy.

Settings associated to a policy can be an IP address range and/or options.

An administrator could configure the policy to provide an IP address from a specified sub-range within the overall IP address range of the scope.

You can also provide different option values for clients satisfying this policy.

Policies can be defined server wide or for a specific scope.

A server wide policy – on the same lines as server wide option values – is applicable to all scopes on the DHCP server.

A server wide policy however cannot have an IP address range associated with it.

There are a couple of ways to segregate clients based on the type of device. One way to do this is by using vendor class/identifier.

This string sent in option 60 by most DHCP clients identifies the vendor and thereby the type of the device.

Another way to segregate clients based on device type is by using the MAC address prefix. The first three bytes of a MAC address is called OUI and identify the vendor or manufacturer of the device.

By creating DHCP policies with conditions based on Vendor Class or MAC address prefix, you can now segregate the clients in your subnet in such a way, that devices of a specific type get an IP address only from a specified IP address range within the scope. You can also give different set of options to these clients.

In conclusion, DHCP policies in Windows Server 2012 R2 enable grouping of clients/devices using the different criteria and delivering targeted network configuration to them.

Policy based assignment in Windows Server 2012 R2 DHCP allows you to create simple yet powerful rules to administer DHCP on your network.

References:

Training Guide: Installing and Configuring Windows Server 2012 R2, Chapter 6: Network Administration, p.253

QUESTION 60

You have two servers named Server1 and Server2 that run Windows Server 2012 R2. Server1 has the DHCP Server server role installed.

You need to create an IPv6 reservation for Server2.

Which two values should you obtain from Server2? (Each correct answer presents part of the solution. Choose two.)

- A. the hardware ID
- B. the DHCPv6 unique identifier
- C. the DHCPv6 identity association ID
- D. the SMBIOS GUID
- E. the MAC address

Correct Answer: BC

Section: Volume B

Explanation

Explanation/Reference:

Explanation:

The Add-DhcpServerv6Reservation cmdlet reserves a specified IPv6 address for the client identified by the specified Dynamic Host Configuration Protocol (DHCP) v6 unique identifier (ID) (DUID) and identity association ID (IAID).

QUESTION 61

Your company has a main office and four branch offices. The main office contains a server named Server1 that runs Windows Server 2012 R2.

The IP configuration of each office is configured as shown in the following table.

Office name	Network ID	Router address
Main	10.10.0.0/22	10.10.0.1
Branch1	172.16.18.0/24	172.16.18.1
Branch2	172.16.17.0/24	172.16.17.1
Branch3	172.16.16.0/24	172.16.16.1
Branch4	172.16.19.0/24	172.16.19.1

You need to add a single static route on Server1 to ensure that Server1 can communicate with the hosts on all of the subnets.

Which command should you run?

- A. route.exe add -p 10.10.0.0 mask 255.255.252.0 10.10.0.1
- B. route.exe add -p 172.16.16.0 mask 255.255.252.0 10.10.0.1
- C. route.exe add -p 10.10.0.0 mask 255.255.252.0 172.16.0.0
- D. route.exe add -p 172.16.18.0 mask 255.255.252.0 10.10.0.1

Correct Answer: B

Section: Volume B

Explanation

Explanation/Reference:

Explanation:

These parameters will allow communication with all the hosts.

CIDR prefix-length	Dotted-Decimal	# Individual Addresses	# of Classful Networks
/13	255.248.0.0	512 K	8 Bs or 2048 Cs
/14	255.252.0.0	256 K	4 Bs or 1024 Cs
/15	255.254.0.0	128 K	2 Bs or 512 Cs
/16	255.255.0.0	64 K	1 B or 256 Cs
/17	255.255.128.0	32 K	128 Cs
/18	255.255.192.0	16 K	64 Cs
/19	255.255.224.0	8 K	32 Cs
/20	255.255.240.0	4 K	16 Cs
/21	255.255.248.0	2 K	8 Cs
/22	255.255.252.0	1 K	4 Cs
/23	255.255.254.0	512	2 Cs
/24	255.255.255.0	256	1 C
/25	255.255.255.128	128	1/2 C
/26	255.255.255.192	64	1/4 C
/27	255.255.255.224	32	1/8 C

References:

Exam Ref: 70-410: Installing and Configuring Windows Server 2012 R2, Chapter4: Deploying and configuring core network services, Objective 4.1: Configure IPv4 and IPv6 addressing, p.192, 196

QUESTION 62

Your network contains an Active Directory domain named contoso.com. The network contains 500 client computers that run Windows 8.1. All of the client computers connect to the Internet by using a web proxy.

You deploy a server named Server1 that runs Windows Server 2012 R2. Server1 has the DNS Server server role installed.

You configure all of the client computers to use Server1 as their primary DNS server.

You need to prevent Server1 from attempting to resolve Internet host names for the client computers.

What should you do on Server1?

- A. Create a primary zone named "root".
- B. Create a primary zone named "GlobalNames".
- C. Create a forwarder that points to 169.254.0.1.
- D. Create a primary zone named ".".
- E. Create a zone delegation for GlobalNames.contoso.com.

Correct Answer: D

Section: Volume B

Explanation

Explanation/Reference:

QUESTION 63

Your network contains two Active Directory forests named contoso.com and adatum.com. Each forest contains one domain. A two-way forest trust exists between the forests.

The forests use the address spaces shown in the following table.

Domain	IP address space
Contoso.com	172.16.0.0
Adatum.com	172.30.0.0

From a computer in the contoso.com domain, you can perform reverse lookups for the servers in the contoso.com domain, but you cannot perform reverse lookups for the servers in the adatum.com domain.

From a computer in the adatum.com domain, you can perform reverse lookups for the servers in both domains.

You need to ensure that you can perform reverse lookups for the servers in the adatum.com domain from the computers in the contoso.com domain.

What should you create?

- A. A trust point
- B. A GlobalNames zone
- C. A delegation
- D. A conditional forwarder

Correct Answer: D

Section: Volume B

Explanation

Explanation/Reference:

Explanation:

Conditional forwarders are DNS servers that only forward queries for specific domain names. Instead of forwarding all queries it cannot resolve locally to a forwarder, a conditional forwarder is configured to forward a query to specific forwarders based on the domain name contained in the query. Forwarding according to domain names improves conventional forwarding by adding a name-based condition to the forwarding process. The conditional forwarder setting for a DNS server consists of the following:

The domain names for which the DNS server will forward queries.

One or more DNS server IP addresses for each domain name specified.

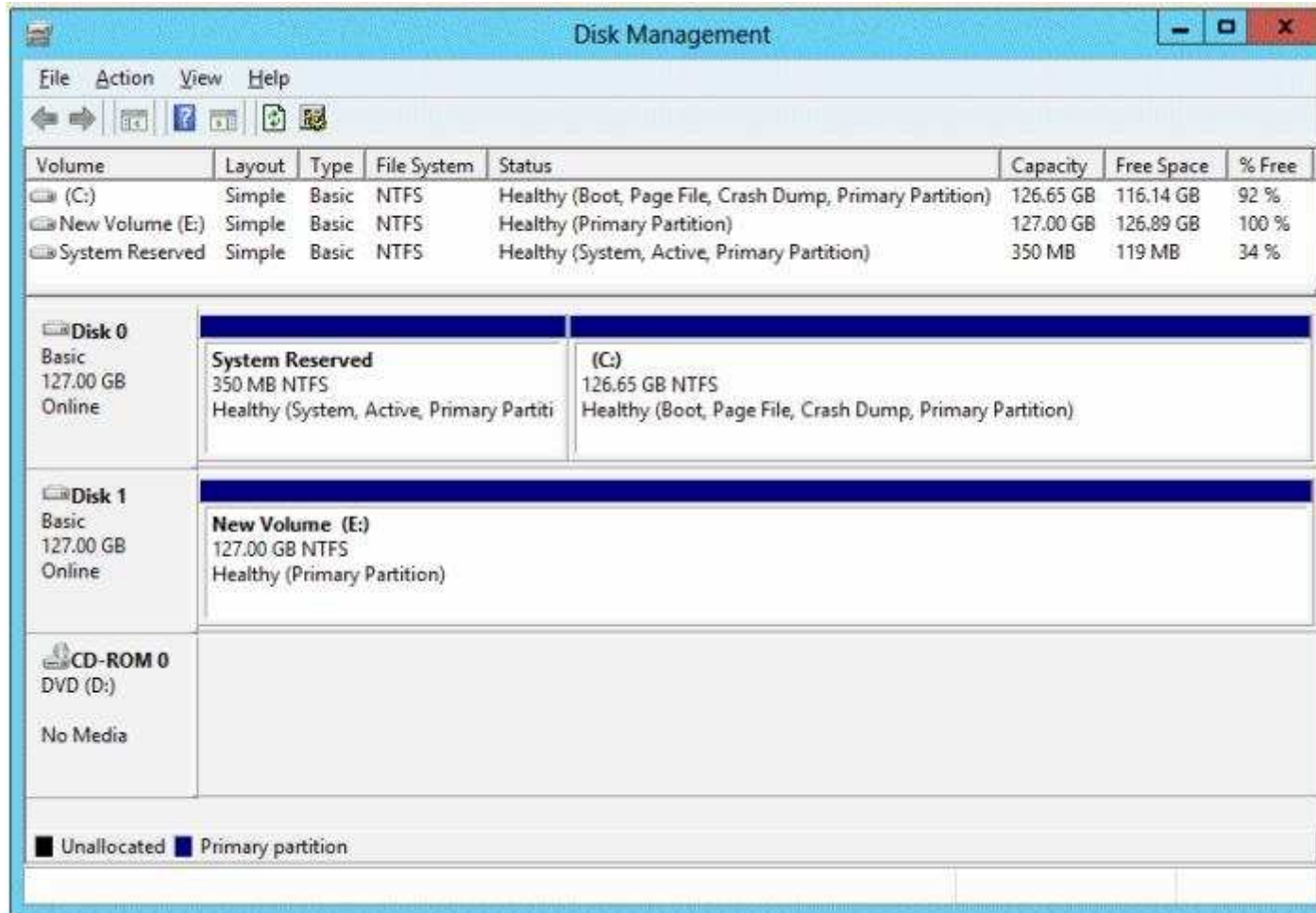
When a DNS client or server performs a query operation against a DNS server, the DNS server looks to see if the query can be resolved using its own zone data or the data stored in its cache. If the DNS server is configured to forward for the domain name designated in the query, then the query is forwarded to the IP address of a forwarder associated with the domain name. For example, in the following figure, each of the queries for the domain names is forwarded to a DNS server associated with the domain name.

Reference: [http://technet.microsoft.com/en-us/library/cc757172\(v=ws.10\).aspx](http://technet.microsoft.com/en-us/library/cc757172(v=ws.10).aspx)

QUESTION 64

You have a server named Server1 that runs Windows Server 2012 R2. Server1 has the Hyper-V server role installed.

The disks on Server1 are configured as shown in the exhibit. (Click the Exhibit button.)



You create a virtual machine on Server1.

You need to ensure that you can configure a pass-through disk for the virtual machine.

What should you do?

- A. Convert Disk 1 to a GPT disk.
- B. Delete partition E.

- C. Convert Disk 1 to a dynamic disk.
- D. Take Disk 1 offline.

Correct Answer: D

Section: Volume B

Explanation

Explanation/Reference:

References:

Exam Ref 70-410: Installing and Configuring Windows Server 2012 R2: Objective 3.2: Create and Configure virtual machine storage, Chapter 3: p. 159

Exam Ref 70-410: Installing and Configuring Server 2012: Objective 1.3: Installing and Configuring servers, Chapter 1: p. 42-43

<http://blogs.technet.com/b/askcore/archive/2008/10/24/configuring-pass-through-disks-in-hyper-v.aspx>

QUESTION 65

Your network contains an Active Directory domain named contoso.com. The domain contains a server named Server1. Server1 runs Windows Server 2012 R2.

You need to create a 3-TB virtual hard disk (VHD) on Server1.

Which tool should you use?

- A. Computer Management
- B. Server Manager
- C. Share and Storage Management
- D. New-VirtualDisk

Correct Answer: A

Section: Volume B

Explanation

Explanation/Reference:

Explanation:

For other questions to create a VHD (file) you can use computer management.

- Share and storage management (2008 only)
- New-storagesubsystemVirtualDisk (this is a virtual disk, NOT a virtual hard disk)
- Server Manager (you would use this to create virtual disks, not virtual hard disks)

QUESTION 66

Your network contains an Active Directory domain named contoso.com. The domain contains a member server named Server 1. Server1 runs Windows Server 2012 R2 and has the DHCP Server server role installed.

You create two IPv4 scopes on Server1. The scopes are configured as shown in the following table.

Scope name	IPv4 scope
Subnet1	192.168.1.0/24
Subnet2	192.168.2.0/24

The DHCP clients in Subnet1 can connect to the client computers in Subnet2 by using an IP address or a FQDN.

You discover that the DHCP clients in Subnet2 can connect to client computers in Subnet1 by using an IP address only.

You need to ensure that the DHCP clients in both subnets can connect to any other DHCP client by using a FQDN.

What should you add?

- A. The 015 DNS Domain Name option to Subnet1
- B. The 015 DNS Domain Name option to Subnet2
- C. The 006 DNS Servers option to Subnet2
- D. The 006 DNS Servers option to Subnet1

Correct Answer: C

Section: Volume B

Explanation

Explanation/Reference:

References:

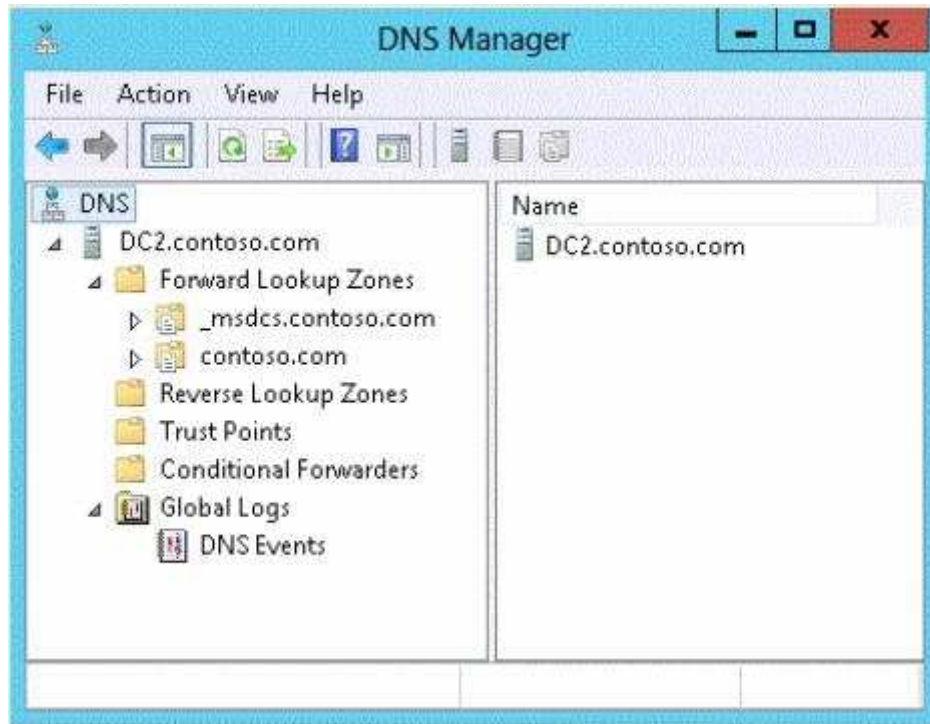
<http://technet.microsoft.com/en-us/library/ee941136%28v=WS.10%29.aspx>

Training Guide: Installing and Configuring Windows Server 2012 R2, Chapter 6: Network Administration, p.253

QUESTION 67

You have a server named dc2.contoso.com that runs Windows Server 2012 R2 and has the DNS Server server role installed.

You open DNS Manager as shown in the exhibit. (Click the Exhibit button.)



You need to view the DNS server cache from DNS Manager.

What should you do first?

- A. From the View menu, click Filter...
- B. From the Action menu, click Configure a DNS Server...
- C. From the Action menu, click Properties.
- D. From the View menu, click Advanced.

Correct Answer: D

Section: Volume B

Explanation

Explanation/Reference:

Explanation:

To view the contents of the DNS cache, perform the following steps:

1. Start the Microsoft Management Console (MMC) DNS snap-in (Go to Start, Programs, Administrative Tools, and click DNS).
2. From the View menu, select Advanced.
3. Select the Cached Lookups tree node from the left-hand pane to display the top-level domains (e.g., com, net) under.(root). Expand any of these domains to view the cached DNS information (the actual records will appear in the right-hand pane).

Navigating the DNS Manager console you should go to the View menu and click the Advanced tab. That will yield the DNS server cache.

Reference:

<https://www.itprotoday.com/windows-78/how-can-i-view-contents-dns-resolution-cache-windows-2000-and-later>

QUESTION 68

Your network contains an Active Directory domain.

A Group Policy object (GPO) named GPO1 is linked to the domain. GPO1 has the settings shown in the following table.

Policy	Policy setting
Enforce password history	5 passwords remembered
Minimum password length	10 characters

You have a security template named Templat1. Templat1 has the settings shown in the following table.

Policy	Computer setting
Minimum password length	5 characters
Store passwords using reversible encryption	Enabled

You import Templat1 into GPO1.

What is the effect of applying GPO1?

- A.
 - Enforce password history is set to **Not Defined**.
 - Minimum password length is set to 5 characters.
 - Store passwords using reversible encryption is set to **Enabled**.
- B.
 - Minimum password length is set to 10 characters.
 - Enforce password history is set to 5 passwords remembered.
 - Store passwords using reversible encryption is set to **Enabled**.
- C.
 - Minimum password length is set to 5 characters.
 - Enforce password history is set to 5 passwords remembered.
 - Store passwords using reversible encryption is set to **Enabled**.
- D.
 - Enforce password history is set to **Not Defined**.
 - Minimum password length is set to 10 characters.
 - Store passwords using reversible encryption is set to **Enabled**.

Correct Answer: C

Section: Volume B

Explanation

Explanation/Reference:

QUESTION 69

You plan to deploy a file server to a temporary location.

The temporary location experiences intermittent power failures.

The file server will contain a dedicated volume for shared folders.

You need to create a volume for the shared folders. The solution must minimize the likelihood of file corruption if a power failure occurs.

Which file system should you use?

- A. NFS
- B. FAT32
- C. ReFS
- D. NTFS

Correct Answer: C

Section: Volume B

Explanation

Explanation/Reference:

Explanation:

The ReFS file system allows for resiliency against corruptions with the option to salvage amongst many other key features like Metadata integrity with checksums, Integrity streams with optional user data integrity, and shared storage pools across machines for additional failure tolerance and load balancing, etc.

QUESTION 70

You perform a Server Core Installation of Windows Server 2012 R2 on a server named Server1.

You need to add a graphical user interface (GUI) to Server1.

Which tool should you use?

- A. The **setup.exe** command
- B. The **dism.exe** command
- C. The **imagex.exe** command
- D. The **Install-WindowsFeature** cmdlet

Correct Answer: B

Section: Volume B

Explanation

Explanation/Reference:

Explanation:

The DISM command is called by the Install-WindowsFeature command. Here is the syntax for DISM:

Dism/online /enable-feature /featurename: ServerCore-FullServer /featurename:ServerGui-Shell /featurename:Server-Gui-Mgmt

References: https://blogs.technet.microsoft.com/john_taylor/2013/01/08/converting-from-server-2012-core-install-to-full-gui/
<https://docs.microsoft.com/en-us/powershell/module/servermanager/install-windowsfeature?view=winserver2012r2-ps>

QUESTION 71

Your network contains an Active Directory domain named contoso.com.

All of the AppLocker policy settings for the member servers are configured in a Group Policy object (GPO) named GPO1.

A member server named Server1 runs Windows Server 2012 R2.

On Server1, you test a new set of AppLocker policy settings by using a local computer policy.

You need to merge the local AppLocker policy settings from Server1 into the AppLocker policy settings of GPO1.

What should you do?

- A. From Local Group Policy Editor on Server1, export an .inf file. Import the .inf file by using Group Policy Management Editor.
- B. From Server1, run the Set-ApplockerPolicy cmdlet.
- C. From Local Group Policy Editor on Server1, export an .xml file. Import the .xml file by using Group Policy Management Editor.
- D. From Server1, run the New-ApplockerPolicy cmdlet.

Correct Answer: B

Section: Volume B

Explanation

Explanation/Reference:

Explanation:

The Set-AppLockerPolicy cmdlet sets the specified Group Policy Object (GPO) to contain the specified AppLocker policy. If no Lightweight Directory Access Protocol (LDAP) is specified, the local GPO is the default.

When the Merge parameter is used, rules in the specified AppLocker policy will be merged with the AppLocker rules in the target GPO specified in the LDAP path. The merging of policies will remove rules with duplicate rule IDs, and the enforcement setting specified by the AppLocker policy in the target GPO will be preserved. If the Merge parameter is not specified, then the new policy will overwrite the existing policy.

References:

[http://technet.microsoft.com/en-us/library/ee791816\(v=ws.10\).aspx](http://technet.microsoft.com/en-us/library/ee791816(v=ws.10).aspx)

Exam Ref 70-410: Installing and configuring Windows Server 2012 R2, Chapter 10: Implementing Group Policy, Lesson1: Planning, Implementing and managing Group Policy, p. 479

QUESTION 72

You have two servers named Server1 and Server2 that run Windows Server 2012 R2. Server1 and Server2 are part of a workgroup.

On Server1, you add Server2 to Server Manager.

When you attempt to connect to Server2 from Server Manager, you receive the following error message: "Credentials not valid."

You need to ensure that you can manage Server2 from Server1 by using Server Manager on Server1.

What should you do?

- A. On Server 2, run the Configure-SmRemoting cmdlet.
- B. On Server 1, run the Set-NetFirewallRule cmdlet.
- C. On Server 1, run the Set-Item cmdlet.
- D. On Server 2, install the Remote Server Administration Tools (RSAT).

Correct Answer: C
Section: Volume B
Explanation

Explanation/Reference:

Explanation:

Since they are both workgroup members, server 2 will have to be added to server 1 as a trusted host

QUESTION 73

Your network contains an Active Directory domain named contoso.com. The domain contains hundreds of groups, many of which are nested in other groups.

The domain contains a user account named user1. User1 is a direct member of 15 groups.

You need to identify of which Active Directory groups User1 is a member, including the nested groups. The solution must minimize administrative effort.

Which tool should you use?

- A. Active Directory Users and Computers
- B. ADSI Edit
- C. Get-ADUser
- D. Dsget

Correct Answer: D
Section: Volume B
Explanation

Explanation/Reference:

Reference: <http://technet.microsoft.com/en-us/library/cc732535.aspx>

QUESTION 74

You have a new server named Server1 that runs Windows Server 2012 R2.

Server1 has two dual-core processors and 32 GB of RAM.

You install the Hyper-V server role on Server1.

You create two virtual machines on Server1 that each have 8 GB of memory.

You need to minimize the amount of time it takes for both virtual machines to access memory.

What should you configure on each virtual machine?

- A. Resource control
- B. Memory weight
- C. Dynamic Memory
- D. NUMA topology

Correct Answer: D

Section: Volume B

Explanation

Explanation/Reference:

Explanation:

Windows Server 2012 introduced support for projecting a virtual NUMA topology into Hyper-V virtual machines. This capability can help improve the performance of workloads running on virtual machines that are configured with large amounts of memory.

QUESTION 75

You have a Hyper-V host named Server1 that runs Windows Server 2012 R2.

Server1 hosts a virtual machine named VM1 that runs Windows Server 2012 R2.

VM1 has several snapshots.

You need to modify the snapshot file location of VM1.

What should you do?

- A. Delete the existing snapshots, and then modify the settings of VM1.
- B. Right-click VM1, and then click Move.
- C. Right-click VM1, and then click Export.
- D. Pause VM1, and then modify the settings of VM1.

Correct Answer: A

Section: Volume B

Explanation

Explanation/Reference:

Explanation:

You will need to navigate to the Hyper-V Management snap-in (C:\ProgramData\Microsoft\Windows\Hyper-V) and from there access the Snapshot file Location tab where you can change the settings for the VM1 snapshot file location. However, since there are already several snapshots in existence, you will need to delete them

first because you will not be able to change the location of the snapshot file while there is an existing snapshot. You need to modify the snapshot file location of VM1.

QUESTION 76

Your network contains an Active Directory domain named contoso.com. The domain contains a server named Server1. Server1 runs Windows Server 2012 R2.

You plan to create a shared folder. The shared folder will have a quota limit.

You discover that when you run the New Share Wizard, you cannot select the **SMB Share – Advanced** option.

You need to ensure that you can use **SMB Share – Advanced** to create the new share.

What should you do on Server1 before you run the New Share Wizard?

- A. Configure the Advanced system settings.
- B. Run the **Install-WindowsFeature** cmdlet.
- C. Configure DynamicAccess Control and apply a central access policy.
- D. Run the **Set-SmbServerConfiguration** cmdlet.
- E. Install the Share and Storage Management tool.
- F. Run the **Unblock-SmbShareAccess** cmdlet.

Correct Answer: B

Section: Volume B

Explanation

Explanation/Reference:

Explanation:

Install-WindowsFeature will install one or more Windows Server roles, role services, or features on either the local or a specified remote server that is running Windows Server 2012 R2. This cmdlet is equivalent to and replaces Add-WindowsFeature, the cmdlet that was used to install roles, role services, and features in Windows Server 2008 R2.

Reference: <https://docs.microsoft.com/en-us/powershell/module/servermanager/install-windowsfeature?view=winserver2012r2-ps>

QUESTION 77

You have a server named Print1 that runs Windows Server 2012 R2.

On Print1, you share a printer named Printer1.

You need to ensure that only the members of the Server Operators group, the Administrators group, and the Print Operators group can send print jobs to Printer1.

What should you do?

- A. Remove the permissions for the Creator Owner group.
- B. Assign the Print permission to the Server Operators group.
- C. Remove the permissions for the Everyone group.
- D. Assign the Print permission to the Administrators group.

Correct Answer: C

Section: Volume B

Explanation

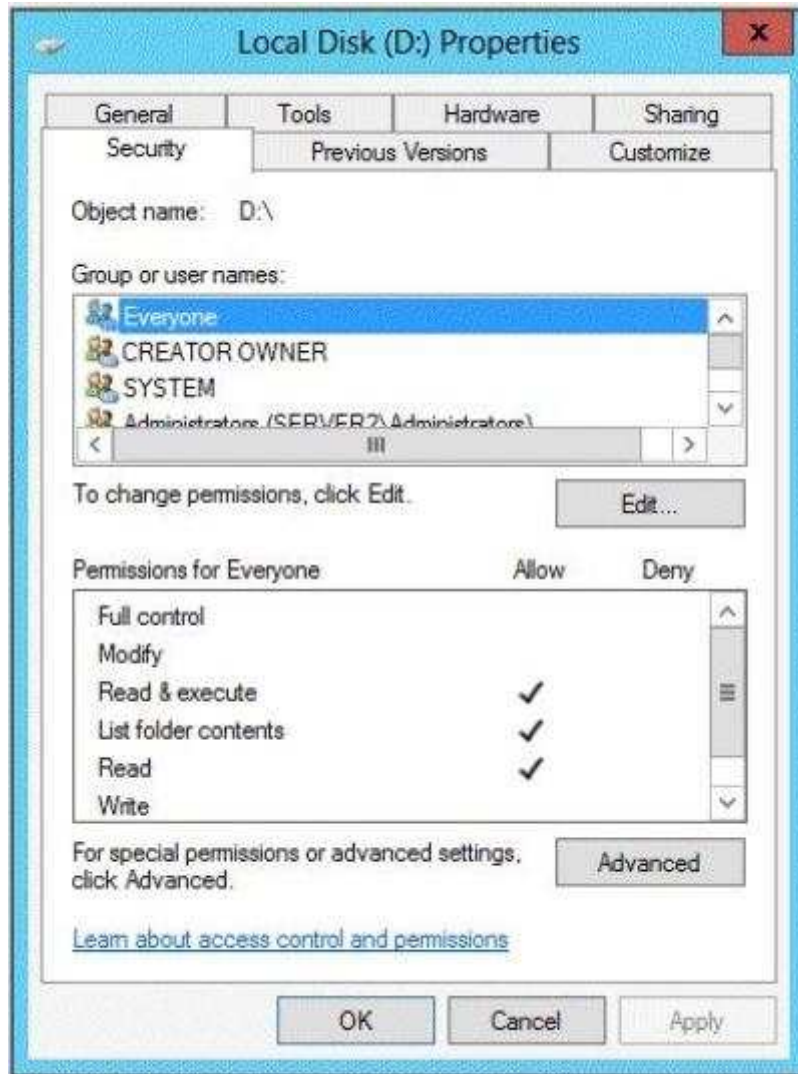
Explanation/Reference:

By default Everyone can print. This permissions need to be removed.

QUESTION 78

You have a server named Server1 that runs Windows Server 2012 R2.

A network technician installs a new disk on Server1 and creates a new volume. The properties of the new volume are shown in the exhibit. (Click the Exhibit button.)



You need to ensure that you can enable NTFS disk quotas for volume D.

What should you do first?

- A. Install the File Server Resource Manager role service.
- B. Format volume D.
- C. Run the convert.exe command.
- D. Convert the disk to a dynamic disk.

Correct Answer: B

Section: Volume B

Explanation

Explanation/Reference:

Explanation:

ReFS-formatted disks cannot use NTFS disk quotas, so the drive must be formatted as an NTFS partition

QUESTION 79

Your network contains an Active Directory domain named contoso.com. The domain contains a server named Server1 that runs Windows Server 2012 R2.

On a server named Server2, you perform a Server Core Installation of Windows Server 2012 R2. You join Server2 to the contoso.com domain.

You need to ensure that you can manage Server2 by using the Computer Management console on Server1.

What should you do on Server2?

- A. Install Windows Management Framework.
- B. Run sconfig.exe and configure Remote Server Administration Tools (RSAT).
- C. Install Remote Server Administration Tools (RSAT).
- D. Run sconfig.exe and configure remote management.

Correct Answer: D

Section: Volume B

Explanation

Explanation/Reference:

Explanation:

In Windows Server 2012 R2, you can use the Server Configuration tool (Sconfig.cmd) to configure and manage several common aspects of Server Core installations. You must be a member of the Administrators group to use the tool. Sconfig.cmd is available in the Minimal Server Interface and in Server with a GUI mode.

References:

<http://technet.microsoft.com/en-us/library/jj647766.aspx>

Training Guide: Installing and Configuring Windows Server 2012 R2, Chapter 2: Deploying servers, p. 80

QUESTION 80

You have a server named Server1 that runs Windows Server 2012 R2.

You connect three new hard disks to Server1.

You need to create a storage space that contains the three disks.

The solution must meet the following requirements:

- Provide fault tolerance if a single disk fails.
- Maximize the amount of usable storage space.

What should you create?

- A. A simple space
- B. A spanned volume
- C. A mirrored space
- D. A parity space

Correct Answer: D

Section: Volume B

Explanation

Explanation/Reference:

Explanation:

Fault tolerant and better space ratio

Parity spaces are designed for capacity efficiency and increased resiliency. Parity spaces are best suited for archival data and streaming media, such as music and videos.

QUESTION 81

Your network contains an Active Directory domain named contoso.com. All servers run Windows Server 2012 R2. Client computers run either Windows 7 or Windows 8.1.

All of the computer accounts of the client computers reside in an organizational unit (OU) named Clients. A Group Policy object (GPO) named GPO1 is linked to the Clients OU. All of the client computers use a DNS server named Server1.

You configure a server named Server2 as an ISATAP router. You add a host (A) record for ISATAP to the contoso.com DNS zone.

You need to ensure that the client computers locate the ISATAP router.

What should you do?

- A. Run the Set-DnsServerGlobalQueryBlockList cmdlet on Server1.
- B. Configure the Network Options Group Policy preference of GPO1.
- C. Run the Add-DnsServerResourceRecord cmdlet on Server1.
- D. Configure the DNS Client Group Policy setting of GPO1.

Correct Answer: A

Section: Volume B

Explanation

Explanation/Reference:

Explanation:

The Set-DnsServerGlobalQueryBlockList command will change the settings of a global query block list which you can use to ensure that client computers locate the ISATAP router.

Windows Server 2008 introduced a new feature, called “Global Query Block list”, which prevents some arbitrary machine from registering the DNS name of WPAD. This is a good security feature, as it prevents someone from just joining your network, and setting himself up as a proxy. The dynamic update feature of Domain Name System (DNS) makes it possible for DNS client computers to register and dynamically update their resource records with a DNS server whenever a client changes its network address or host name. This reduces the need for manual administration of zone records. This convenience comes at a cost, however, because any authorized client can register any unused host name, even a host name that might have special significance for certain Applications. This can allow a malicious user to take over a special name and divert certain types of network traffic to that user’s computer. Two commonly deployed protocols are particularly vulnerable to this type of takeover: the Web Proxy Automatic Discovery Protocol (WPAD) and the Intra-site Automatic Tunnel Addressing Protocol (ISATAP). Even if a network does not deploy these protocols, clients that are configured to use them are vulnerable to the takeover that DNS dynamic update enables. Most commonly, ISATAP hosts construct their PRLs by using DNS to locate a host named isatap on the local domain. For example, if the local domain is corp.contoso.com, an ISATAP-enabled host queries DNS to obtain the IPv4 address of a host named isatap.corp.contoso.com. In its default configuration, the Windows Server 2008 DNS Server service maintains a list of names that, in effect, it ignores when it receives a query to resolve the name in any zone for which the server is authoritative. Consequently, a malicious user can spoof an ISATAP router in much the same way as a malicious user can spoof a WPAD server: A malicious user can use dynamic update to register the user’s own computer as a counterfeit ISATAP router and then divert traffic between ISATAP-enabled computers on the network. The initial contents of the block list depend on whether WPAD or ISATAP is already deployed when you add the DNS server role to an existing Windows Server 2008 deployment or when you upgrade an earlier version of Windows Server running the DNS Server service. Add- DnsServerResourceRecord – The Add-DnsServerResourceRecordcmdlet adds a resource record for a Domain Name System (DNS) zone on a DNS server. You can add different types of resource records. Use different switches for different record types. By using this cmdlet, you can change a value for a record, configure whether a record has a time stamp, whether any authenticated user can update a record with the same owner name, and change lookup timeout values, Windows Internet Name Service (WINS) cache settings, and replication settings. Set-DnsServerGlobalQueryBlockList – The Set-DnsServerGlobalQueryBlockListcmdlet changes settings of a global query block list on a Domain Name System (DNS) server. This cmdlet replaces all names in the list of names that the DNS server does not resolve with the names that you specify. If you need the DNS server to resolve names such as ISATAP and WPAD, remove these names from the list. Web Proxy Automatic Discovery Protocol (WPAD) and Intra-site Automatic Tunnel Addressing Protocol (ISATAP) are two commonly deployed protocols that are particularly vulnerable to hijacking.

References:

Training Guide: Installing and Configuring Windows Server 2012 R2, Chapter 4: Deploying domain controllers, Lesson 4: Configuring IPv6/IPv4 Interoperability, p. 254-256

[http://technet.microsoft.com/en-us/library/jj649942\(v=wp.620\).aspx](http://technet.microsoft.com/en-us/library/jj649942(v=wp.620).aspx)
[http://technet.microsoft.com/en-us/library/jj649876\(v=wp.620\).aspx](http://technet.microsoft.com/en-us/library/jj649876(v=wp.620).aspx)
<http://technet.microsoft.com/en-us/library/jj649874.aspx>
<http://technet.microsoft.com/en-us/library/jj649909.aspx>

QUESTION 82

You are configuring the IPv6 network infrastructure for a branch office.

The corporate network administrator allocates the 2001:DB8:0:C000::/58 address space for use in the branch office.

You need to identify the maximum number of IPv6 subnets you can create.

How many IPv6 subnets should you identify?

- A. 32
- B. 64
- C. 128
- D. 1024

Correct Answer: B

Section: Volume B

Explanation

Explanation/Reference:

Explanation:

IPv6 has 128-bit (16-byte) source and destination IP addresses. Although 128 bits can express over 3.4×10^{38} possible combinations, the large address space of IPv6 has been designed for multiple levels of subnetting and address allocation from the Internet backbone to the individual subnets within an organization.

QUESTION 83

Your network contains a Hyper-V host named Server1 that runs Windows Server 2012 R2.

Server1 hosts a virtual machine named VM1 that runs Windows Server 2012 R2.

You create a checkpoint of VM1, and then you install an application on VM1. You verify that the application runs properly.

You need to ensure that the current state of VM1 is contained in a single virtual hard disk file.

The solution must minimize the amount of downtime on VM1.

What should you do?

- A. From a command prompt, run `dism.exe` and specify the `/delete-image` parameter.
- B. From a command prompt, run `dism.exe` and specify the `/commit-image` parameter.
- C. From Hyper-V Manager, delete the checkpoint.
- D. From Hyper-V Manager, inspect the virtual hard disk.

Correct Answer: C

Section: Volume B

Explanation

Explanation/Reference:

QUESTION 84

Your network contains an Active Directory domain named `contoso.com`. The domain contains a server named `Server1` that runs Windows Server 2012 R2. `Server1` has the Hyper-V server role installed. `Server1` has a virtual switch named `RDS Virtual`.

You replace all of the network adapters on `Server1` with new network adapters that support single-root I/O virtualization (SR-IOV).

You need to enable SR-IOV for all of the virtual machines on `Server1`.

Which two actions should you perform? (Each correct answer presents part of the solution. Choose two.)

- A. On each virtual machine, modify the Advanced Features settings of the network adapter.
- B. Modify the settings of the `RDS Virtual` virtual switch.
- C. On each virtual machine, modify the BIOS settings.
- D. Delete, and then recreate the `RDS Virtual` virtual switch.
- E. On each virtual machine, modify the Hardware Acceleration settings of the network adapter.

Correct Answer: DE

Section: Volume B

Explanation

Explanation/Reference:

Explanation:

The first step when allowing a virtual machine to have connectivity to a physical network is to create an external virtual switch using Virtual Switch Manager in Hyper-V Manager. The additional step that is necessary when using SR-IOV is to ensure the checkbox is checked when the virtual switch is being created. It is not possible to change a "non SR-IOV mode" external virtual switch into an "SR-IOV mode" switch. The choice must be made at switch creation time. Thus you should first delete the existing virtual switch and then recreate it.

E: Once a virtual switch has been created, the next step is to configure a virtual machine. SR-IOV in Windows Server “8” is supported on x64 editions of Windows “8” as a guest operating system (as in Windows “8” Server, and Windows “8” client x64, but not x86 client). We have rearranged the settings for a virtual machine to introduce sub-nodes under a network adapter, one of which is the hardware acceleration node. At the bottom is a checkbox to enable SR-IOV.

QUESTION 85

Your network contains an Active Directory domain named contoso.com. The domain contains a server named Server1 that runs Windows Server 2012 R2. Server1 contains a virtual machine named VM1 that runs Windows Server 2012 R2.

You need to ensure that a user named User1 can install Windows features on VM1. The solution must minimize the number of permissions assigned to User1.

To which group should you add User1?

- A. Hyper-V Administrators on Server1
- B. Administrators on VM1
- C. Server Operators on Server1
- D. Power Users on VM1

Correct Answer: B

Section: Volume B

Explanation

Explanation/Reference:

Explanation:

The user has to be an administrator on VM1 to be able to install features.

In Windows Server 2012 R2, the Server Manager console and Windows PowerShell-cmdlets for Server Manager allow installation of roles and features to local or remote servers, or offline virtual hard disks (VHDs).

You can install multiple roles and features on a single remote server or offline VHD in a single Add Roles and Features Wizard or Windows PowerShell session.

You must be logged on to a server as an administrator to install or uninstall roles, role services, and features. If you are logged on to the local computer with an account that does not have administrator rights on your target server, right-click the target server in the Servers tile, and then click Manage As to provide an account that has administrator rights. The server on which you want to mount an offline VHD must be added to Server Manager, and you must have Administrator rights on that server.

References:

Training Guide: Installing and Configuring Windows Server 2012 R2, Chapter 10: Implementing Group Policy, p.539

QUESTION 86

You have a Hyper-V host named Server1 that runs Windows Server 2012 R2 Datacenter. Server1 is located in an isolated network that cannot access the Internet.

On Server1, you install a new virtual machine named VM1. VM1 runs Windows Server 2012 R2 Essentials and connects to a private virtual network.

After 30 days, you discover that VM1 shuts down every 60 minutes.

You need to resolve the issue that causes VM1 to shut down every 60 minutes.

What should you do?

- A. OnVM1, run slmgr.exe and specify the /ipk parameter.
- B. OnServer1, run slmgr.exe and specify the /rearm-sku parameter.
- C. Create a new internal virtual network and attach VM1 to the new virtual network.
- D. On Server1, run Add-WindowsFeatureVolumeActivation.

Correct Answer: A

Section: Volume B

Explanation

Explanation/Reference:

QUESTION 87

Your network contains a production Active Directory forest named contoso.com and a test Active Directory forest named contoso.test. A trust relationship does not exist between the forests.

In the contoso.test domain, you create a backup of a Group Policy object (GPO) named GPO1.

You transfer the backup of GPO1 to a domain controller in the contoso.com domain.

You need to create a GPO in contoso.com based on the settings of GPO1. You must achieve this goal by using the minimum amount of Administrative effort.

What should you do?

- A. From Windows PowerShell, run the Get- GPO cmdlet and the Copy- GPO cmdlet.
- B. From Windows PowerShell, run the New- GPO cmdlet and the Import- GPO cmdlet.
- C. From Group Policy Management, create a new starter GPO. Right-click the new starter GPO, and then click Restore from Backup.
- D. From Group Policy Management, right-click the Group Policy Objects container, and then click Manage Backups.
- E. From Group Policy Management, create a new GPO. Right-click the Starter GPOs container, and then click Manage Backups.

Correct Answer: B

Section: Volume B

Explanation

Explanation/Reference:

Explanation:

The Import-GPO cmdlet imports the settings from a GPO backup into a specified target GPO. The target GPO can be in a different domain or forest than that from which the backup was made and it does not have to exist prior to the operation.

Incorrect Answers:

A: Copy-GPO requires domain trust / copy from one domain to another domain within the same forest.

C: This would create a starter GPO, not a GPO.

D: You can also restore GPOs. This operation takes a backed-up GPO and restores it to the same domain from rom the GPO's original which it was backed up. You cannot restore a GPO from backup into a domain different f domain.

The New-GPO cmdlet creates a new GPO with a specified name. By default, the newly created GPO is not linked to a site, domain, or organizational unit (OU). The Import-GPO cmdlet imports the settings from a GPO backup into a specified target GPO. The target GPO can be in a different domain or forest than that from which the backup was made and it does not have to exist prior to the operation.

The Restore-GPO cmdlet restores a GPO backup to the original domain from which it was saved. If the original domain is not available, or if the GPO no longer exists in the domain, the cmdlet fails.

Since the GPO's original domain is different and there is no trust relationship between forests, you should execute the New-GPO command and import the already existing command into the 'new' domain.

QUESTION 88

Your network contains an Active Directory domain named contoso.com.

An organizational unit (OU) named OU1 contains the user accounts and computer accounts for laptops and desktop computers.

A Group Policy object (GPO) named GP1 is linked to OU1.

You need to ensure that the configuration settings in GP1 are applied only to a user named User1.

What should you do?

- A. Modify the security settings of OU1.
- B. Modify the GPO Status of GP1.
- C. Modify the security settings of GP1.
- D. Configure the WMI Filter of GP1.

Correct Answer: C

Section: Volume B

Explanation

Explanation/Reference:

References:

<http://technet.microsoft.com/en-us/library/jj134176>

QUESTION 89

Your network contains an Active Directory domain named contoso.com. All domain controllers run Windows Server 2012 R2.

You create and enforce the default AppLocker executable rules.

Users report that they can no longer execute a legacy application installed in the root of drive C.

You need to ensure that the users can execute the legacy application.

What should you do?

- A. Create a new rule.
- B. Delete an existing rule.
- C. Modify the action of the existing rules.
- D. Add an exception to the existing rules.

Correct Answer: A

Section: Volume B

Explanation

Explanation/Reference:

Explanation:

AppLocker is a feature that advances the functionality of the Software Restriction Policies feature. AppLocker contains new capabilities and extensions that reduce administrative overhead and help administrators control how users can access and use files, such as executable files, scripts, Windows Installer files, and DLLs. By using AppLocker, you can:

Define rules based on file attributes that persist across application updates, such as the publisher name (derived from the digital signature), product name, file name, and file version. You can also create rules based on the file path and hash.

Assign a rule to a security group or an individual user.

Create exceptions to rules. For example, you can create a rule that allows all users to run all Windows binaries except the Registry Editor (Regedit.exe).

Use audit-only mode to deploy the policy and understand its impact before enforcing it. Create rules on a staging server, test them, export them to your production environment, and then import them into a Group Policy Object.

Simplify creating and managing AppLocker rules by using Windows PowerShell cmdlets for AppLocker.

AppLocker default rules

AppLocker allows you to generate default rules for each of the rule types.

Executable default rule types:

Allow members of the local Administrators group to run all applications. Allow members of the Everyone group to run applications that are located in the Windows folder. Allow members of the Everyone group to run applications that are located in the Program Files folder. Windows Installer default rule types:

Allow members of the local Administrators group to run all Windows Installer files. Allow members of the Everyone group to run digitally signed Windows Installer files. Allow members of the Everyone group to run all Windows Installer files located in the Windows\Installer folder. Script default rule types: Allow members of the local Administrators group to run all scripts. Allow members of the Everyone group to run scripts located in the Program Files folder. Allow members of the Everyone group to run scripts located in the Windows folder. DLL default rule types: (this one can affect system performance) Allow members of the local Administrators group to run all DLLs. Allow members of the Everyone group to run DLLs located in the Program Files folder. Allow members of the Everyone group to run DLLs located in the Windows folder. You can apply AppLocker rules to individual users or to a group of users. If you apply a rule to a group of users, all users in that group are affected by that rule. If you need to allow a subset of a user group to use an application, you can create a special rule for that subset. For example, the rule "Allow Everyone to run Windows except Registry Editor" allows everyone in the organization to run the Windows operating system, but it does not allow anyone to run Registry Editor.

The effect of this rule would prevent users such as Help Desk personnel from running a program that is necessary for their support tasks. To resolve this problem, create a second rule that applies to the Help Desk user group: "Allow Help Desk to run Registry Editor." If you create a deny rule that does not allow any users to run Registry Editor, the deny rule will override the second rule that allows the Help Desk user group to run Registry Editor.

QUESTION 90

Note: This question is part of a series of questions that use the same or similar answer choices. An answer choice may be correct for more than one question in the series. Each question is independent of the other questions in this series. Information and details provided in a question apply only to that question.

Your network contains an Active Directory forest named contoso.com. The forest contains a single domain. The domain contains two domain controllers named DC1 and DC2 that run Windows Server 2012 R2.

The domain contains a user named User1 and a global security group named Group1.

You need to ensure that User1 can manage the group membership of Group1. The solution must minimize the number of permissions assigned to User1.

Which cmdlet should you run?

- A. Add-AdPrincipalGroupMembership
- B. Install-AddsDomainController
- C. Install-WindowsFeature
- D. Install-AddsDomain
- E. Rename-AdObject
- F. Set-AdAccountControl
- G. Set-AdGroup
- H. Set-User

Correct Answer: G

Section: Volume B

Explanation

Explanation/Reference:

Explanation:

The Set-ADGroup cmdlet modifies the properties of an Active Directory group. You can modify commonly used property values by using the cmdlet parameters. For example, the –ManagedBy parameter allows you to specify a user or group of users who can manage the specified AD group.

QUESTION 91

Your network contains an Active Directory domain named contoso.com.

An organizational unit (OU) named OU1 contains user accounts and computer accounts.

A Group Policy object (GPO) named GP1 is linked to the domain. GP1 contains Computer Configuration settings and User Configuration settings.

You need to prevent the User Configuration settings in GP1 from being applied to users. The solution must ensure that the Computer Configuration settings in GP1 are applied to all client computers.

What should you configure?

- A. The GPO Status
- B. The Block Inheritance feature
- C. The Group Policy loopback processing mode
- D. The Enforced setting

Correct Answer: A

Section: Volume B

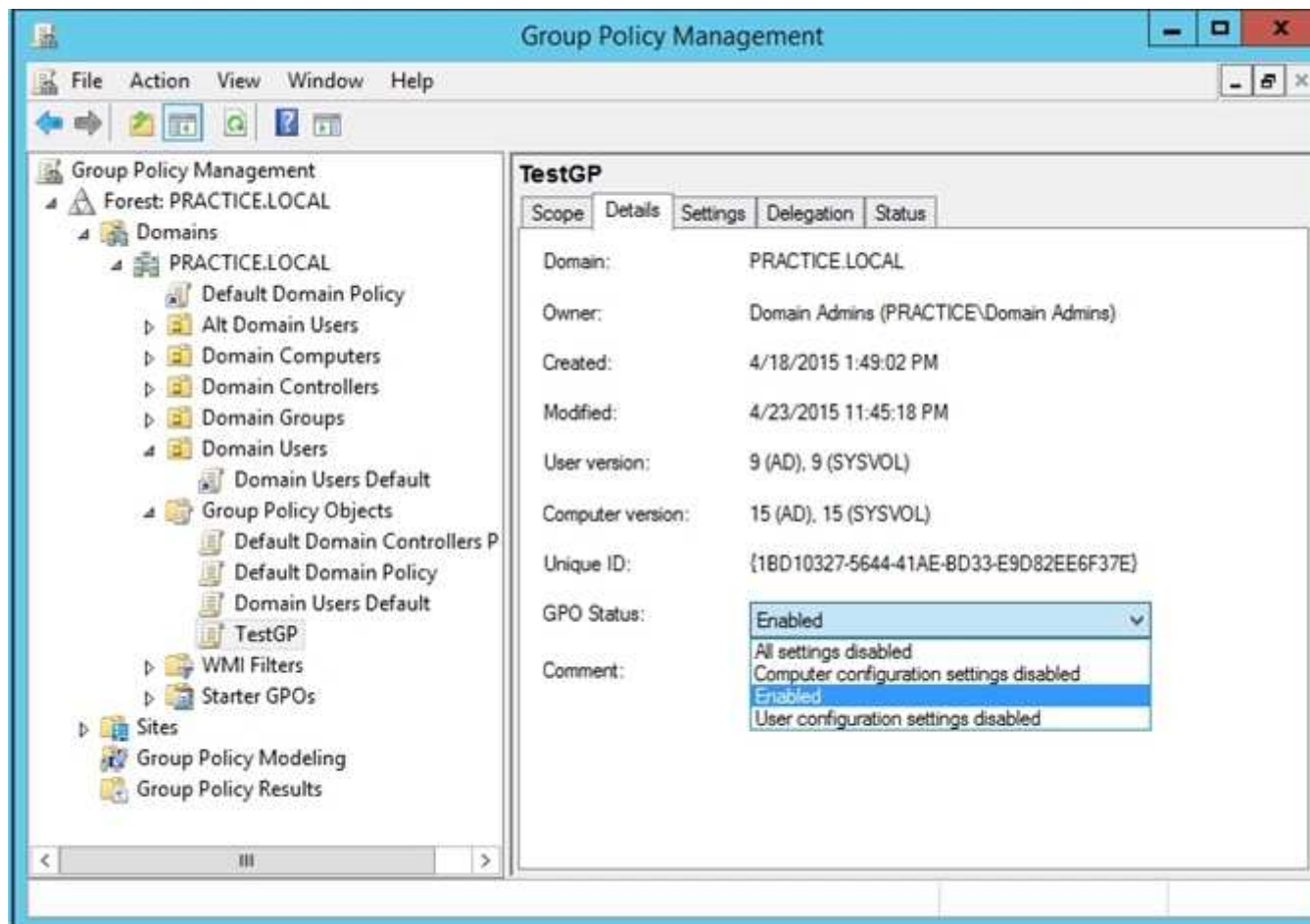
Explanation

Explanation/Reference:

Explanation:

You can disable a part of the GPO by blocking the Computer Configuration or User Configuration settings, or both, and don't allow them to be applied. You can enable and disable policies partially or entirely by following these steps:

1. In the GPMC, select the container for the site, domain, or OU with which you want to work.
2. Select the policy object you want to work with, and then click the Details tab in the right pane.
3. Choose one of the following status settings from the GPO Status list and click OK when prompted to confirm that you want to change the status of this GPO:
 - **All Settings Disabled** Disallows processing of the policy object and all its settings.
 - **Computer Configuration Settings Disabled** Disables processing of Computer Configuration settings. This means that only User Configuration settings are processed.
 - **Enabled** Allows processing of the policy object and all its settings.
 - **User Configuration Settings Disabled** Disables processing of User Configuration settings. This means that only Computer Configuration settings are processed.



Incorrect Answers:

B: By default settings in Group Policy Objects (GPOs) get applied in the following order: Local system policies first, then policies on the Active Directory Domain level, then policies on the Active Directory Site level and then the policies for all the Organization Units the computer and user are members of, starting at the root of the domain. The settings that are last applied are the settings in effect.

The Block Inheritance feature affects higher-level GPOs so that they don't apply to the OU with the block inheritance feature. Only those GPOs that are configured directly on the OU will apply and inheritance will continue to child OUs, starting at the parent OU where the blocking is in effect.

C: The Group Policy loopback processing mode directs the system to apply the set of Group Policy objects for the computer to any user who logs on to a computer affected by this policy

D: By default settings in Group Policy Objects (GPOs) get applied in the following order: Local system policies first, then policies on the Active Directory Domain level, then policies on the Active Directory Site level and then the policies for all the Organization Units the computer and user are members of, starting at the root of the domain. The settings that are last applied are the settings in effect.

When a GPO is enforced it means the settings in the GPO cannot be overruled by a GPO which is link enabled on an Organizational Unit below the Organizational Unit with the enforced GPO.

References:

<https://blogs.technet.microsoft.com/grouppolicy/2012/11/29/group-policy-in-windows-server-2012-infrastructure-status/>

https://blogs.technet.microsoft.com/musings_of_a_technical_tam/2012/02/15/group-policy-basics-part-2-understanding-which-gpos-to-apply/

<https://technet.microsoft.com/en-us/library/cc978513.aspx>

<https://technet.microsoft.com/en-us/library/dd673616.aspx>

QUESTION 92

Your network contains an Active Directory domain named contoso.com. All servers run Windows Server 2012 R2. The domain contains a server named Server1.

You open Review Options in the Active Directory Domain Services Configuration Wizard, and then you click View script.

You need to ensure that you can use the script to promote Server1 to a domain controller.

Which file extension should you use to save the script?

- A. .bat
- B. .cmd
- C. .ps1
- D. .xml

Correct Answer: C

Section: Volume B

Explanation

Explanation/Reference:

Explanation:

PowerShell scripts are saved with the extension ".ps1".

From <http://technet.microsoft.com/en-us/library/jj574105.aspx>

The Review Options page in Server Manager also offers an optional View Script button to create a Unicode text file that contains the current ADDS Deployment configuration as a single Windows PowerShell script. This enables you to use the Server Manager graphical interface as a Windows PowerShell deployment studio. Use the Active Directory Domain Services Configuration Wizard to configure options, export the configuration, and then cancel the wizard. This process creates a valid and syntactically correct sample for further modification or direct use.

QUESTION 93

Your network contains an Active Directory forest named contoso.com. The forest contains five domains. All domain controllers run Windows Server 2012 R2.

The contoso.com domain contains two user accounts named Admin1 and Admin2.

You need to ensure that Admin1 and Admin2 can configure hardware and services on all of the member servers in the forest. The solution must minimize the number of privileges granted to Admin1 and Admin2.

Which built-in groups should you use?

- A. Administrators local groups
- B. Administrators domain local groups
- C. Domain Admins global groups
- D. Server Operators global groups

Correct Answer: A

Section: Volume B

Explanation

Explanation/Reference:

QUESTION 94

Your network contains a server named Server1 that runs Windows Server 2012 R2. Server1 has the Hyper-V server role installed. Server1 hosts four virtual machines named VM1, VM2, VM3, and VM4. Server1 is configured as shown in the following table.

Hardware Component	Configuration
Processor	Eight quad-core CPUs that have non-uniform memory access (NUMA)
Memory	32 GB of RAM
Disk	Two local 4-TB disks
Network	Eight network adapters VMQ-supported PCI-SIG-supported

You need to configure VM4 to track the CPU, memory, and network usage.

What should you configure?

- A. NUMA topology
- B. Resource control
- C. Resource metering
- D. Virtual Machine Chimney
- E. The VLAN ID
- F. Processor Compatibility
- G. The startup order
- H. Automatic Start Action
- I. Integration Services
- J. Port mirroring
- K. Single-root I/O virtualization

Correct Answer: C

Section: Volume B

Explanation

Explanation/Reference:

Explanation:

Metrics collected for each virtual machine using resource metering:

- Average CPU usage, measured in megahertz over a period of time.
- Average physical memory usage, measured in megabytes.
- Minimum memory usage (lowest amount of physical memory).
- Maximum memory usage (highest amount of physical memory).
- Maximum amount of disk space allocated to a virtual machine.
- Total incoming network traffic, measured in megabytes, for a virtual network adapter.
- Total outgoing network traffic, measured in megabytes, for a virtual network adapter

Reference: <http://blogs.technet.com/b/meamcs/archive/2012/05/28/hyper-v-resource-metering-in-windows-server-2012-server-8-beta.aspx>

QUESTION 95

You have a server named Server1 that runs Windows Server 2012 R2.

You need to enable access-based enumeration for a file share on Server1.

Which tool should you use?

- A. File Server Resource Manager (FSRM)
- B. Share and Storage Management
- C. Server Manager
- D. File Explorer

Correct Answer: C

Section: Volume B

Explanation

Explanation/Reference:

Explanation:

Access-based enumeration displays only the files and folders that a user has permissions to access. It is a feature that was previously available as a downloadable package for the Windows Server® 2003 operating system (it was also included in Windows Server 2003 Service Pack 1). Access-based enumeration is now included in the Windows Server 2008 operating system, and you can enable it by using Share and Storage Management.



Press **Shares**, select your shared folder, right-click and press **Properties**.



QUESTION 96

Your network contains a file server named Server1 that runs Windows Server 2012 R2. All client computers run Windows 8.1.

You need to ensure that when users are connected to the network, they always use local offline files that are cached from Server1.

Which Group Policy setting should you configure?

- A. Configure slow-link mode.
- B. Configure Slow link speed

- C. Enable file synchronization on costed networks
- D. Turn on economical application of administratively assigned Offline Files.

Correct Answer: A

Section: Volume B

Explanation

Explanation/Reference:

Explanation:

Offline Files to provide faster access to cached files and redirected folders.

Incorrect Answers:

B: Defines a slow connection for purposes of Applying and updating Group Policy.

C: automatically tracks roaming and bandwidth usage limits while on metered connections

D: Lists network files and folders that are always available for offline use. This policy makes the specified files and folders available offline to users of the computer. When OfflineFiles is operating in the slow-link mode, all network file requests are satisfied from the Offline Files cache. This is similar to a user working offline. If you enable this policy setting, Offline Files uses the slow-link mode if the network throughput between the client and the server is below (slower than) the Throughput threshold parameter, or if the round-trip network latency is above (slower than) the Latency threshold parameter.

QUESTION 97

Your network contains an Active Directory domain named contoso.com. The domain contains a server named Server1. The domain contains a standalone server named Server2 that is located in a perimeter network. Both servers run the default installation of Windows Server 2012 R2.

You need to manage Server2 remotely from Server1.

What should you do?

- A. From Server1, run the Enable-PsRemoting cmdlet.
- B. From Server2, run the winrm command.
- C. From Server2, run the Enable-PsRemoting cmdlet.
- D. From Server1, run the winrm command.

Correct Answer: D

Section: Volume B

Explanation

Explanation/Reference:

QUESTION 98

You have a server named Corel that has a Server Core Installation of Windows Server 2012 R2.

Corel has the Hyper-V server role installed. Corel has two network adapters from different third-party hardware vendors.

You need to configure network traffic failover to prevent connectivity loss if a network adapter fails.

What should you use?

- A. New-NetSwitchTeam
- B. Install-Feature
- C. Add-NetSwitchTeamMember
- D. Netsh.exe

Correct Answer: A

Section: Volume B

Explanation

Explanation/Reference:

QUESTION 99

Your network contains a server named Server1 and 10 Web servers. All servers run Windows Server 2012 R2.

You create a Windows PowerShell Desired State Configuration (DSC) to push the settings from Server1 to all of the Web servers.

On Server1, you modify the file set for the Web servers.

You need to ensure that all of the Web servers have the latest configurations.

Which cmdlet should you run on Server1?

- A. Get-DscConfiguration
- B. Restore-DscConfiguration
- C. Set-DscLocalConfigurationManager
- D. Start-DscConfiguration

Correct Answer: D

Section: Volume B

Explanation

Explanation/Reference:

QUESTION 100

You have a server that runs Windows Server 2012 R2.

You need to create a volume that will remain online if two disks in the volume fail.

The solution must minimize the number of disks used to create the volume.

Which three actions should you perform in sequence? (Choose three.)

- A. Add five physical disks
- B. Create a storage space and set the disk allocation of one of the disks to "Hot Spare"
- C. Create a virtual disk
- D. Create a storage space by using the default disk allocation
- E. Add three physical disks

Correct Answer: ACD

Section: Volume B

Explanation

Explanation/Reference:

Explanation:

A storage space with three-way mirroring can tolerate two disk failures but requires a minimum of five disks.

References:

<http://technet.microsoft.com/en-us/library/hh831739.aspx>

<http://technet.microsoft.com/en-us/library/jj822938.aspx>

<http://technet.microsoft.com/en-us/library/jj899886.aspx>

<http://technet.microsoft.com/en-us/library/5de72fb5-e1e3-43a7-a176-d17cdf4d312e>

QUESTION 101

Your network contains an Active Directory domain named contoso.com. The domain contains a server named Server1 that runs Windows Server 2012 R2. Server1 has the Hyper-V server role installed. The domain contains a virtual machine named VM1.

A developer wants to attach a debugger to VM1.

You need to ensure that the developer can connect to VM1 by using a named pipe.

Which virtual machine setting should you configure?

- A. BIOS
- B. Network Adapter
- C. COM 1
- D. Processor

Correct Answer: C

Section: Volume B

Explanation

Explanation/Reference:

Explanation:

Named pipe.

This option connects the virtual serial port to a Windows named pipe on the host operating system or a computer on the network. A named pipe is a portion of memory that can be used by one process to pass information to another process, so that the output of one is the input of the other. The second process can be local (on the same computer as the first) or remote (on a networked computer). For example, a local named pipe path could be `\\.\pipe\mypipename`. Named pipes can be used to create a virtual null modem cable between two virtual machines, or between a virtual machine and a debugging program on the host operating system that supports the use of named pipes.

By connecting two virtual serial ports to the same named pipe, you can create a virtual null modem cable connection. Named pipes are useful for debugging or for any program that requires a null modem connection.

Named pipes can be used to connect to a virtual machine by configuring COM 1.

References:

<http://support.microsoft.com/kb/819036>

<http://support.microsoft.com/kb/141709>

QUESTION 102

You have a server that runs a Server Core installation of Windows Server 2012 R2.

You need to change the DNS server used by IPv6.

What should you do?

- A. From Sconfig, configure the Network Settings.
- B. Run the `sc.exe` command and specify the `config` parameter.
- C. From Windows PowerShell, run the `Set-NetIcmpv6Protocol` cmdlet.
- D. From Windows PowerShell, run the `Set-DnsClientServerAddress` cmdlet.

Correct Answer: D

Section: Volume B

Explanation

Explanation/Reference:

Explanation:

The Set-DnsClientServerAddresscmdlet sets one or more IP addresses for DNS servers associated with an interface. This cmdlet statically adds DNS server addresses to the interface. If this cmdlet is used to add DNS servers to the interface, then the DNS servers will override any DHCP configuration for that interface.

PS C:\> Set-DnsClientServerAddress -InterfaceIndex 12 -ServerAddresses "10.0.0.1","10.0.0.2")

References:

<http://technet.microsoft.com/en-us/library/jj592692.aspx>

<https://docs.microsoft.com/en-us/powershell/module/dnsclient/set-dnsclientserveraddress?view=win10-ps>

QUESTION 103

Your network contains three servers that run Windows Server 2012 R2. The servers are configured as shown in the following table.

Server name	Server role
Server1	Active Directory Domain Services DHCP Server DNS Server
Server2	Remote Access DHCP Server
Server3	File and Storage Services

Server3 is configured to obtain an IP address automatically.

You need to prevent Server3 from receiving an IP address from Server1.

What should you create on Server1?

- A. A reservation
- B. A filter
- C. A scope option
- D. An exclusion

Correct Answer: B
Section: Volume B
Explanation

Explanation/Reference:

Explanation:

Filter to exclude MAC address of Server3

MAC address based filtering ensure that only a known set of devices in the system are able to obtain an IP Address from the DHCP Reservation and Exclusion, two incredibly different concepts. An exclusion is an address or range of addresses taken from a DHCP scope that the DHCP server is not allowed to hand out. For example, if you have set a DHCP server to exclude the address range 192.168.0.1-192.168.0.10 then the only way a computer on your network would get an address of 192.168.0.4 would be if you assigned it statically on that machine. This is because DHCP knows NOT to give this range of IP addresses out.

A reservation is a specific IP addresses that is tied to a certain device through its MAC address. For example, if we have a workstation on the network that requires a certain IP address, but we don't want to go through to trouble of assigning it statically, then we can create a reservation for it. So, if the MAC address of the NIC on the computer is AA-BB-00FF-CC-AA and we want it to maintain the IP address of 192.168.0.100 then we would create a DHCP reservation under that particular scope saying that the IP address 192.168.0.100 is reserved only for the MAC address AA-BB-00-FF-CC-AA.

Incorrect Answers:

A: For clients that require a constant IP address

C: Range of allowed IP's to be assigned

D: Exclude range of IP's

QUESTION 104

Your network contains an Active Directory domain named contoso.com. The domain contains 20 computer accounts that reside in an organizational unit (OU) named OU1.

A Group Policy object (GPO) named GPO1 is linked to OU1. GPO1 is used to assign several user rights to a user named User1.

In the Users container, you create a new user named User2.

You need to ensure that User2 is assigned the same user rights as User1 on all of the client computers in OU1.

What should you do?

A. Modify the settings in GPO1.

B. Modify the link of GPO1.

C. Link a WMI filter to GPO1.

D. Move User2 to OU1.

Correct Answer: D
Section: Volume B
Explanation

Explanation/Reference:

The GPO is linked to OU1. By moving User2 to OU1 the GPO will be applied to this user.

QUESTION 105

Your network contains one Active Directory domain named contoso.com.

The domain contains 10 domain controllers that run Windows Server 2012 R2. Eight domain controllers are writable domain controllers.

You need to deploy several read-only domain controllers (RODCs) in contoso.com by using pre-staged computer accounts.

Which two tasks should you perform? Each correct answer presents part of solution.

- A. Run the **Add-AddsReadOnlyDomainControllerAccount** cmdlet.
- B. Create an authentication policy silo.
- C. Create an authentication policy.
- D. Run the **Install-AddsDomainControler** cmdlet.
- E. Run the **adprep /rodcprep** command
- F. Join the servers to contoso.com.

Correct Answer: AD

Section: Volume B

Explanation

Explanation/Reference:**QUESTION 106**

You have a server named Server1 that runs Windows Server 2012 R2.

You try to install the Microsoft .NET Framework 3.5 Features feature on Server1, but the installation fails repeatedly.

You need to ensure that the feature can be installed on Server1.

What should you do?

- A. Run the **Add-AppxProvisionedPackage** cmdlet.
- B. Disable User Account Control (UAC).
- C. Connect Server1 to the Internet.
- D. Remove the .NET Framework 4.5 Features feature.

- E. Install the Web Server (IIS) server role.
- F. Install Windows Identity Foundation (WIF) 3.5.

Correct Answer: C

Section: Volume B

Explanation

Explanation/Reference:

QUESTION 107

You have a print server named Print1 that runs Windows Server 2012 R2. Print1 has 10 shared printers. You need to change the location of the spool folder.

What should you modify?

- A. The properties of the Print Spooler service
- B. The Print Server Properties
- C. The user environment variables
- D. The PrintQueue.inf file

Correct Answer: A

Section: Volume B

Explanation

Explanation/Reference:

QUESTION 108

Your network contains an Active Directory domain named contoso.com.

You log on to a domain controller by using an account named Admin1. Admin1 is a member of the Domain Admins group.

You view the properties of a group named Group1 as shown in the exhibit. (Click the Exhibit button.)

The screenshot shows the 'Group1 Properties' dialog box with the 'General' tab active. The group name is 'Group1' and the pre-Windows 2000 name is 'group1'. The group scope is set to 'Global' and the group type is 'Security'. There are fields for Description and Email, and a Notes section at the bottom.

Group1 Properties

General Members Member Of Managed By

Group1

Group name (pre-Windows 2000): group1

Description:

Email:

Group scope

☐ Domain local

☒ Global

☐ Universal

Group type

☒ Security

☐ Distribution

Notes:

OK Cancel Apply

Group1 is located in an organizational unit (OU) named OU1.

You need to ensure that you can modify the Security settings of Group1 by using Active Directory Users and Computers.

What should you do from Active Directory Users and Computers?

- A. From the View menu, select Users, Contacts, Groups, and Computers as containers.
- B. Right-click OU1 and select Delegate Control

- C. From the View menu, select Advanced Features
- D. Right-click contoso.com and select Delegate Control.

Correct Answer: C

Section: Volume B

Explanation

Explanation/Reference:

Explanation:

From ADUC select view toolbar then select advanced features. When you open up the ADUC in a default installation of Active Directory, you are only presented with the basic containers. These basic containers include the only organizational unit (OU), which is the Domain Controllers OU, as well as the other containers such as Users and Computers. To see more in-depth containers, you need to configure the ADUC by going to the View option on the toolbar, then selecting Advanced Features. This will refresh the view within the ADUC and add some new containers. There are no hidden (or Advanced) OUs that will show up when you configure the ADUC in this way.

QUESTION 109

You have a network printer connected to print server. You need to be able to print if print server goes down.

What should you configure?

- A. branch office direct printing
- B. printer pooling
- C. spooling
- D. Print forwarding

Correct Answer: A

Section: Volume C

Explanation

Explanation/Reference:

Explanation:

Branch Office Direct Printing can reduce Wide Area Network (WAN) usage by printing directly to a print device instead of a server print queue. This feature can be enabled or disabled on a per printer basis and is transparent to the user. It is enabled by an administrator using the Print Management Console or Windows PowerShell on the server.

The printer information is cached in the branch office, so that if the print server is unavailable for some reason (for example if the WAN link to the data center is down), then it is still possible for the user to print.

Branch Office Direct Printing requires the following operating systems:

Windows Server 2012

Windows 8

QUESTION 110

You have external virtual switch with srv-io enabled with 10 Virtual Machines on it. You need to make the Virtual Machines able to talk only to each other.

- A. remove the vswitch and recreate it as private.
- B. add new vswitch
- C. remove vswitch and recreate it as public
- D. adjust srv-io settings

Correct Answer: A

Section: Volume C

Explanation

Explanation/Reference:

Explanation:

You cannot change the settings of a vswitch with SR-IOV enabled, so you must delete it and recreate it.

QUESTION 111

Your network contains an Active Directory forest. The forest contains two domains named contoso.com and corp.contoso.com. The forest contains four domain controllers. The domain controllers are configured as shown in the following table.

Name	Domain	Operating system	Configuration
DC1	contoso.com	Windows Server 2008 R2 Service pack 1 (SPU1)	PDC emulation Infrastructure master RID master
DC2	contoso.com	Windows Server 2012 R2	Domain naming master Schema master Global catalog
DC3	corp.contoso.com	Windows Server 2008 R2 Service pack 1 (SPU1)	PDC emulation Infrastructure master RID master
DC4	corp.contoso.com	Windows Server 2012 R2	Global catalog

All domain controllers are DNS servers. In the corp.contoso.com domain, you plan to deploy a new domain controller named DC5.

You need to identify which domain controller must be online to ensure that DC5 can be promoted successfully to a domain controller.

Which domain controller should you identify?

- A. DC1
- B. DC2
- C. DC3
- D. DC4

Correct Answer: C
Section: Volume C
Explanation

Explanation/Reference:

QUESTION 112

Your network contains an Active Directory domain named adatum.com. The domain contains the servers shown in the following table.

Server name	Operating system	Configuration
DC1	Windows Server 2012 R2	Domain controller
DC2	Windows Server 2008 R2 Service Pack 1 (SP1)	Domain controller
Server1	Windows Server 2008 R2 Service Pack 1 (SP1)	File server
Server2	Windows Server 2012 R2	File server

You need to ensure that you can use Server Manager on DC1 to manage DC2.

Which two tasks should you perform? (Each correct answer presents part of the solution. Choose two.)

- A. Install Microsoft .NET Framework 4 on DC2.
- B. Install Remote Server Administration Tools on DC1.
- C. Install the Windows PowerShell 2.0 engine on DC1.
- D. Install Remote Server Administration Tools on DC2.
- E. Install Windows Management Framework 3.0 on DC2.

Correct Answer: AE
Section: Volume C
Explanation

Explanation/Reference:

Explanation:

In Windows Server 2012 R2, you can use Server Manager to perform management tasks on remote servers. Remote management is enabled by default on servers that are running Windows Server 2012 R2. To manage a server remotely by using Server Manager, you add the server to the Server Manager server pool.

You can use Server Manager to manage remote servers that are running Windows Server 2008 and Windows Server 2008 R2, but the following updates are required to fully manage these older operating systems.

Windows Management Framework 3.0. To use this release of Server Manager to access and manage remote servers that are running Windows Server 2008 or Windows Server 2008 R2, you must first install .NET Framework 4.0, and then install Windows Management Framework 3.0 on those servers.

QUESTION 113

You have a print server named Server1.

You install a printer on Server1. You share the printer as Printer1.

You need to configure Printer1 to be available only from 19:00 to 05:00 every day.

Which settings from the properties of Printer1 should you modify?

- A. Sharing
- B. Security
- C. Advanced
- D. Device Settings
- E. Ports

Correct Answer: C

Section: Volume C

Explanation

Explanation/Reference:

Explanation:

When navigating to the printer properties, the Properties tab is divided into several different tabs of which the Advanced tab will give you access to the scheduling where you can configure the availability of the printer.

Reference: <http://technet.microsoft.com/en-us/library/cc722526.aspx>

QUESTION 114

You have two servers named Server1 and Server2. Both servers run Windows Server 2012 R2. The servers are configured as shown in the following table.

Server name	Windows Firewall	IP address
Server1	Enabled	10.1.1.4
Server2	Disabled	192.168.1.10

The routing table for Server1 is shown in the Routing Table exhibit. (Click the Exhibit button.)

```

Administrator: C:\Windows\system32\cmd.exe

C:\>route print
=====
Interface List
15...00 15 5d 01 46 07 .....Microsoft Hyper-V Network Adapter #2
1.....Software Loopback Interface 1
13...00 00 00 00 00 00 00 e0 Microsoft ISATAP Adapter
14...00 00 00 00 00 00 00 e0 Teredo Tunneling Pseudo-Interface
=====

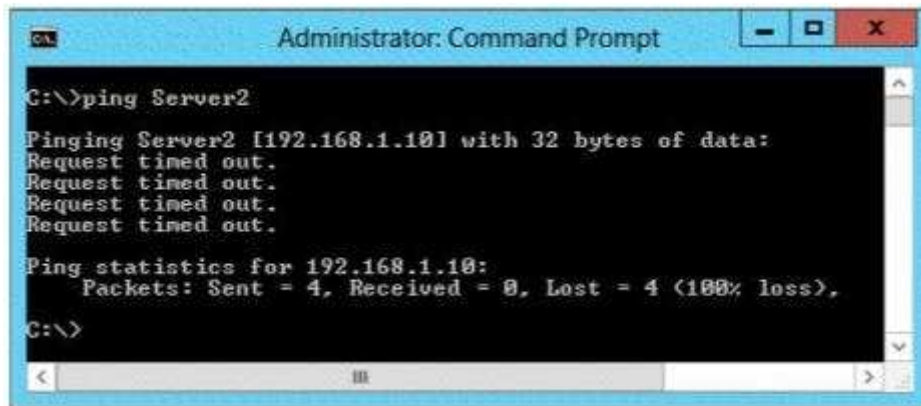
IPv4 Route Table
=====
Active Routes:
Network Destination        Netmask          Gateway           Interface        Metric
10.1.1.0                    255.255.255.0    On-link           10.1.1.4          261
10.1.1.4                    255.255.255.255  On-link           10.1.1.4          261
10.1.1.255                  255.255.255.255  On-link           10.1.1.4          261
127.0.0.0                   255.0.0.0        On-link           127.0.0.1         306
127.0.0.1                   255.255.255.255  On-link           127.0.0.1         306
127.255.255.255             255.255.255.255  On-link           127.0.0.1         306
224.0.0.0                   240.0.0.0        On-link           127.0.0.1         306
224.0.0.0                   240.0.0.0        On-link           10.1.1.4          261
255.255.255.255             255.255.255.255  On-link           127.0.0.1         306
255.255.255.255             255.255.255.255  On-link           10.1.1.4          261
=====
Persistent Routes:
None

IPv6 Route Table
=====
Active Routes:
If Metric Network Destination      Gateway
1 306 ::1/128 On-link
15 261 fe80::/64 On-link
15 261 fe80::78d4:23d5:68aa:fbca/128 On-link
1 306 ff00::/8 On-link
15 261 ff00::/8 On-link
=====
Persistent Routes:
None

C:\>

```


From Server1, you attempt to ping Server2, but you receive an error message as shown in the Error exhibit. (Click the Exhibit button.)



```
Administrator: Command Prompt

C:\>ping Server2

Pinging Server2 [192.168.1.10] with 32 bytes of data:
Request timed out.
Request timed out.
Request timed out.
Request timed out.

Ping statistics for 192.168.1.10:
    Packets: Sent = 4, Received = 0, Lost = 4 (100% loss),

C:\>
```

You need to ensure that you can successfully ping Server2 from Server1.

What should you do on Server1?

- A. Disable Windows Firewall.
- B. Modify the subnet mask.
- C. Modify the DNS settings.
- D. Modify the default gateway settings.

Correct Answer: D

Section: Volume C

Explanation

Explanation/Reference:

Explanation:

Route is used to view and modify the IP routing table.

Route Print displays a list of current routes that the host knows. Default gateways are important to make IP routing work efficiently. TCP/IP hosts rely on default gateways for most of their communication needs with hosts on remote network segments. In this way, individual hosts are freed of the burden of having to maintain extensive and continuously updated knowledge about individual remote IP network segments. Only the router that acts as the default gateway needs to maintain this level of routing knowledge to reach other remote network segments in the larger inter network. In order for Host A on Network 1 to communicate with Host B on Network 2, Host A first checks its routing table to see if a specific route to Host B exists. If there is no specific route to Host B, Host A forwards its TCP/IP traffic for Host B to its own default gateway, IP Router 1.

The Default Gateway specifies the IP address of a router on the local subnet, which the system will use to access destinations on other networks. If the default gateway settings are not properly configured, then there can be no successful connection.

QUESTION 115

Your network contains multiple subnets.

On one of the subnets, you deploy a server named Server1 that runs Windows Server 2012 R2.

You install the DNS Server server role on Server1, and then you create a standard primary zone named contoso.com.

You need to ensure that client computers can resolve IP addresses to host names.

What should you do first?

- A. Create a GlobalNames zone.
- B. Convert the contoso.com zone to an Active Directory-integrated zone.
- C. Configure dynamic updates for contoso.com.
- D. Create a reverse lookup zone.

Correct Answer: D

Section: Volume C

Explanation

Explanation/Reference:

Use a reverse lookup zone to be able to resolve IP addresses to host names.

QUESTION 116

Your network contains an Active Directory domain named contoso.com. The domain contains a member server named Server1. Server1 runs Windows Server 2012 R2 and has the Hyper-V server role installed.

You create an external virtual switch named Switch1. Switch1 has the following configurations:

- Connection type: External network
- Single-root I/O virtualization (SR-IOV): Enabled

Ten virtual machines connect to Switch1.

You need to ensure that all of the virtual machines that connect to Switch1 are isolated from the external network and can connect to each other only. The solution must minimize network downtime for the virtual machines.

What should you do?

- A. Remove Switch1 and recreate Switch1 as an internal network.

- B. Change the Connection type of Switch1 to Private network.
- C. Change the Connection type of Switch1 to Internal network.
- D. Remove Switch1 and recreate Switch1 as a private network.

Correct Answer: D

Section: Volume C

Explanation

Explanation/Reference:

Explanation:

You cannot change the type of vswitch from external to private when SR-IOV is enabled at vswitch creation ->you need to recreate the vswitch.

QUESTION 117

You have a Hyper-V host named Server1 that runs Windows Server 2012 R2. Server1 hosts 50 virtual machines that run Windows Server 2012 R2.

Your company uses smart cards for authentication.

You need to ensure that you can use smart card authentication when you connect to the virtual machine by using Virtual Machine Connection.

What should you configure?

- A. The RemoteFX settings
- B. The Enhanced Session Mode Policy
- C. The NUMA Spanning settings
- D. The Integration Services settings

Correct Answer: B

Section: Volume C

Explanation

Explanation/Reference:

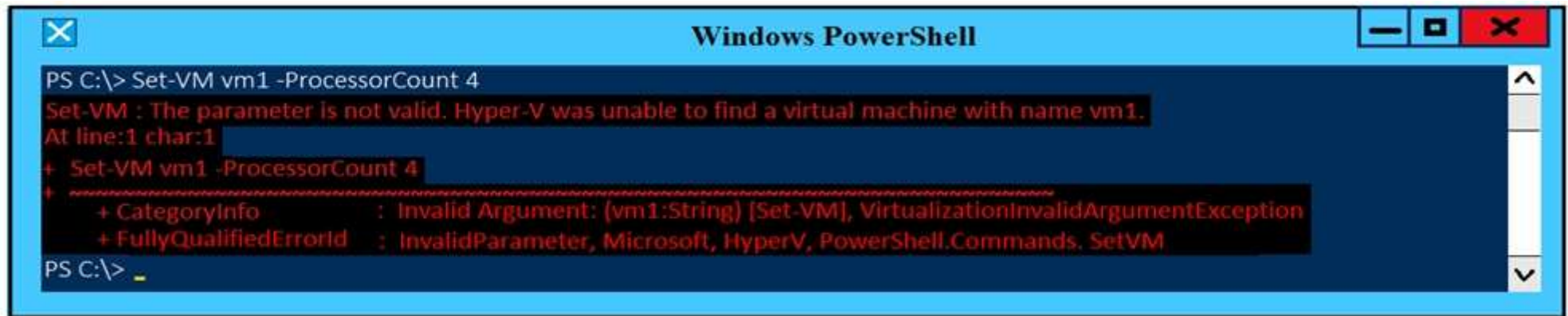
QUESTION 118

Your network contains an Active Directory domain named contoso.com. The domain contains a server named Server1. Server1 runs Windows Server 2012 R2 and has the Hyper-V server role installed.

On Server1, an administrator creates a virtual machine named VM1.

A user named User1 is the member of the local Administrators group on Server1.

User1 attempts to modify the settings of VM1 as shown in the following exhibit. (Click the Exhibit tab.)



The screenshot shows a Windows PowerShell window with a blue title bar and standard window controls. The command prompt shows the user running the command `Set-VM vm1 -ProcessorCount 4`. The output is an error message in red text: `Set-VM : The parameter is not valid. Hyper-V was unable to find a virtual machine with name vm1.` Below this, it says `At line:1 char:1`. Then, the command is repeated with a plus sign: `+ Set-VM vm1 -ProcessorCount 4`. Below that, there are two lines of error details: `+ CategoryInfo : InvalidArgument (vm1:String) [Set-VM], VirtualizationInvalidArgumentException` and `+ FullyQualifiedErrorId : InvalidParameter, Microsoft, HyperV, PowerShell.Commands, SetVM`. The prompt ends with `PS C:\> _`.

You need to ensure that User1 can modify the settings of VM1 by running the Set-Vm cmdlet. What should you instruct User1 to do?

- A. Import the Hyper-V module.
- B. Install the Integration Services on VM1.
- C. Run Windows PowerShell with elevated privileges.
- D. Modify the membership of the local Hyper-V Administrators group.

Correct Answer: C
Section: Volume C
Explanation

Explanation/Reference:

Explanation:

You can only use the PowerShell snap-in to modify the VM settings with the vm cmdlets when you are an Administrator. Thus best practices dictate that User1 run the PowerShell with elevated privileges.

QUESTION 119

You have a server named Server1 that runs Windows Server 2012 R2. Server1 has the Hyper-V server role installed. On Server1, you create a virtual machine named VM1.

You need to ensure that VM1 can start by using PXE.

What should you do?

- A. Add a second network adapter, and then run the Set-VMNetworkAdapter cmdlet.
- B. Add a second network adapter, and then configure network adapter teaming.
- C. Remove the existing network adapter, and then run the Set-VMNetworkAdapter cmdlet.
- D. Remove the existing network adapter, and then add a new network adapter.

Correct Answer: D

Section: Volume C

Explanation

Explanation/Reference:

QUESTION 120

You have a domain controller named Server1 that runs Windows Server 2012 R2 and has the DNS Server server role installed. Server1 hosts a DNS zone named contoso.com and a GlobalNames zone.

You discover that the root hints were removed from Server1.

You need to view the default root hints of Server1.

What should you do?

- A. From Event Viewer, open the DNS Manager log.
- B. From Notepad, open the Cache.dns file.
- C. From Windows Powershell, run Get-DNSServerDiagnostics.
- D. From nslookup, run root server1.contoso.com

Correct Answer: B

Section: Volume C

Explanation

Explanation/Reference:

Explanation:

DNS Server service implements root hints using a file, Cache.dns, stored in the systemroot\System32\Dnsfolder on the server

Incorrect Answers:

- A: Allows you to troubleshoot DNS issues
- C: Gets DNS event logging details

D: nslookup is used to query the DNS server

References: <https://www.microsoftpressstore.com/articles/article.aspx?p=2756482>

QUESTION 121

Your network contains an Active Directory domain named contoso.com. The domain contains two servers named CONT1 and CONT2. Both servers run Windows Server 2012 R2.

CONT1 has a shared printer named Printer1. CONT2 connects to Printer1 on CONT1.

When you attempt to remove Printer1 from CONT2, you receive the error message shown in the exhibit. (Click the Exhibit button.)



You successfully delete the other printers installed on CONT2.

You need to identify what prevents you from deleting Printer1 on CONT2.

What should you identify?

- A. Printer1 is deployed as part of a mandatory profile.
- B. Printer1 is deployed by using a Group Policy object (GPO).
- C. Your user account is not a member of the Print Operators group on CONT2.
- D. Your user account is not a member of the Print Operators group on CONT1.

Correct Answer: B

Section: Volume C**Explanation****Explanation/Reference:****QUESTION 122**

Your network contains an Active Directory domain named contoso.com. The domain contains two domain controllers.

The domain controllers are configured as shown in the following table.

Name	Operating system	Operating master role
DC1	Windows Server 2012 R2 Service Pack 1(SP1)	Domain naming master Schema master
DC2	Windows Server 2008 R2 Service Pack 1(SP1)	PDC emulator RID master Infrastructure master

In the perimeter network, you install a new server named Server1 that runs Windows Server 2012 R2. Server1 is in a workgroup.

You need to perform an offline domain join of Server1 to the contoso.com domain.

What should you do first?

- A. Transfer the PDC emulator role to Dc1.
- B. Run the djoin.exe command.
- C. Run the dsadd.exe command.
- D. Transfer the infrastructure master role to DC1.

Correct Answer: B

Section: Volume C**Explanation****Explanation/Reference:**

Explanation:

Use djoin for offline join in the perimeter network

Incorrect Answers:

A: Creates a new Active Directory computer.

C: Adds specific types of objects to the directory.

D: Add the local computer to a domain or workgroup.

QUESTION 123

Your network contains an Active Directory domain named contoso.com. The domain contains a domain controller named DC5. DC5 has a Server Core Installation of Windows Server 2012 R2.

You need to uninstall Active Directory from DC5 manually.

Which tool should you use?

- A. The dsamain.exe command
- B. The ntdsutil.exe command
- C. The Remove-ADComputer cmdlet
- D. The Remove-WindowsFeature cmdlet

Correct Answer: C

Section: Volume C

Explanation

Explanation/Reference:

Explanation:

The Remove-ADComputer cmdlet removes an Active Directory computer.

Example: Remove-ADComputer -Identity "FABRIKAM-SRV4"

Remove one particular computer.

References:

<http://technet.microsoft.com/en-us/library/ee662310.aspx>

<http://support.microsoft.com/kb/216498>

<http://technet.microsoft.com/en-us/library/ee617250.aspx>

QUESTION 124

Your network contains two Hyper-V hosts named Host1 and Host2. Host1 contains a virtual machine named VM1. Host2 contains a virtual machine named VM2. VM1 and VM2 run Windows Server 2012 R2.

You install the Network Load Balancing feature on VM1 and VM2.

You need to ensure that the virtual machines are configured to support Network Load Balancing (NLB).

Which virtual machine settings should you configure on VM1 and VM2?

- A. DHCP guard
- B. MAC address
- C. Router guard
- D. Port mirroring

Correct Answer: B

Section: Volume C

Explanation

Explanation/Reference:

When MAC addresses are not assigned to virtual machines, it could cause network problems.

References:

Training Guide: Installing and Configuring Windows Server 2012 R2: Chapter 7: Hyper-V virtualization, Lesson 1: Deploying and configuring Hyper-V hosts, p. 313-319.

<http://blogs.msdn.com/b/clustering/archive/2010/07/01/10033544.aspx>

QUESTION 125

Your network contains an Active Directory domain named contoso.com. The domain contains a server named Server1. Server1 runs Windows Server 2012 R2.

An administrator creates a security template named Template1.

You need to apply Template1 to Server1.

Which snap-in should you use?

- A. Resultant Set of Policy
- B. Security Configuration and Analysis
- C. Authorization Manager
- D. Security Templates

Correct Answer: B

Section: Volume C

Explanation

Explanation/Reference:

Explanation:

The Security Configuration and Analysis tool contains the Local Security Policy snap-in that is used to apply templates.

References:

<http://technet.microsoft.com/en-us/library/bb742512.aspx>

<http://technet.microsoft.com/en-us/library/cc739442%28v=WS.10%29.aspx>

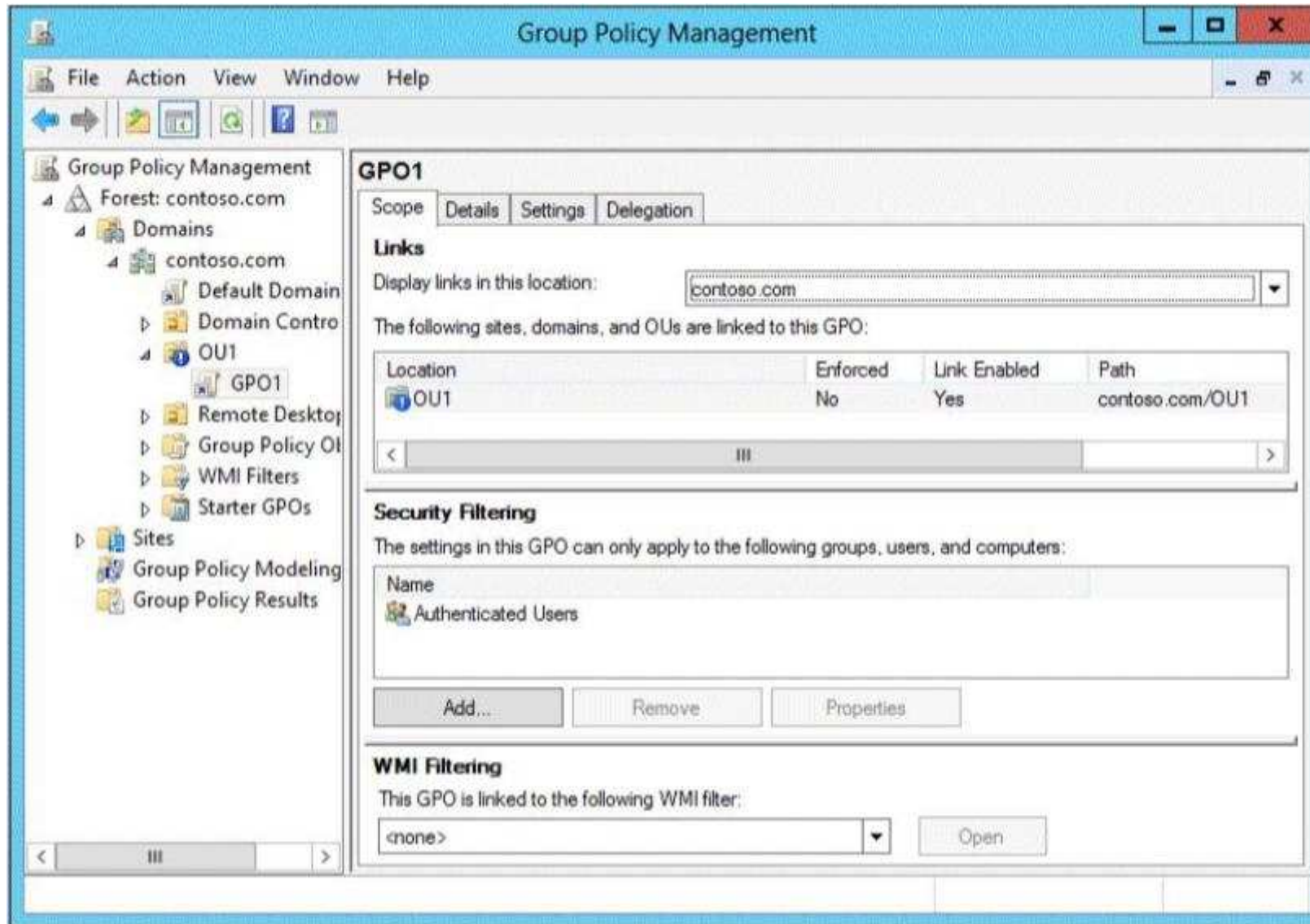
QUESTION 126

Your network contains an Active Directory domain named contoso.com.

You have a Group Policy object (GPO) named GPO1 that contains several user settings. GPO1 is linked to an organizational unit (OU) named OU1.

The help desk reports that GPO1 applies to only some of the users in OU1.

You open Group Policy Management as shown in the exhibit. (Click the Exhibit button.)



You need to configure GPO1 to apply to all of the users in OU1.

What should you do?

- A. Modify the Security settings of GPO1.
- B. Disable Block Inheritance on OU1.
- C. Modify the GPO status of GPO1.
- D. Enforce GPO1.

Correct Answer: A

Section: Volume C

Explanation

Explanation/Reference:

Explanation:

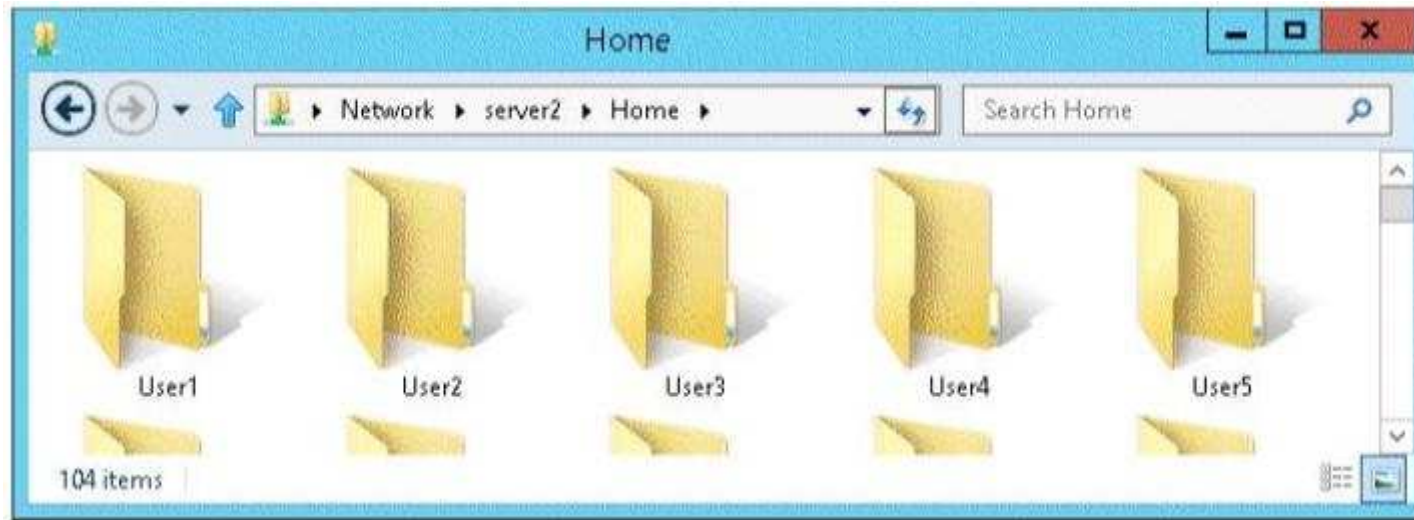
Inheritance is blocked, but that would only affect policies applied ABOVE the given OU, not the one applied directly to it (as is the case with GPO1). Also Enforcing a policy is only going to cause it to be applied even when inheritance is blocked (which, as mentioned, does not make a difference on policies which are directly linked to the OU as a child). That means that there must be something in the security settings (such as a Security Group which does not have the “read” or “Apply group policy” permission) preventing ALL of the users in OU1 from having the policy applied. (GPO status is the status of its replication within the forest, so it is not relevant here.)

QUESTION 127

Your network contains an Active Directory domain named adatum.com. The domain contains a file server named Server2 that runs Windows Server 2012 R2. Server2 contains a shared folder named Home. Home contains the home folder of each user.

All users have the necessary permissions to access only their home folder.

A user named User1 opens the Home share as shown in the exhibit. (Click the Exhibit button.)



You need to ensure that all users see only their own home folder when they access Home.

What should you do from Server2?

- A. From Windows Explorer, modify the properties of Home.
- B. From Server Manager, modify the properties of the volume that contains Home.
- C. From Windows Explorer, modify the properties of the volume that contains Home.
- D. From Server Manager, modify the properties of Home.

Correct Answer: D

Section: Volume C

Explanation

Explanation/Reference:

Explanation:

Access-based Enumeration is a new feature included with Windows Server 2003 Service Pack 1. This feature based file servers to list only the files and folders to which they have allows users of Windows Server 2003 access when browsing content on the file server. This eliminates user confusion that can be caused when users connect to a file server and encounter a large number of files and folders that they cannot access.

Access-based Enumeration filters the list of available files and folders on a server to include only those that the requesting user has access to. This change is important because this allows users to see only those files and directories that they have access to and nothing else. This mitigates the scenario where unauthorized users might otherwise be able to see the contents of a directory even though they don't have access to it.

QUESTION 128

Your network contains an Active Directory domain named contoso.com. The domain contains a member server named Server1. Server1 runs Windows Server 2012 R2 and has the File and Storage Services server role installed.

On Server1, you create a share named Documents.

You need to ensure that users can recover files that they accidentally delete from Documents.

What should you do?

- A. Enable shadow copies by using Computer Management.
- B. Create a storage pool that contains a two-way mirrored volume by using Server Manager.
- C. Modify the Startup type of the Volume Shadow Copy Service (VSS) by using the Services console.
- D. Create a recovery partition by using Windows Assessment and Deployment Kit (Windows ADK).

Correct Answer: A

Section: Volume C

Explanation

Explanation/Reference:

Explanation:

If you enable Shadow Copies of Shared Folders on a volume using the default values, a task will be scheduled to create shadow copies at 7:00 A.M of next business day. The default storage area will be on the same volume, and its size will be 10 percent of the available space. You can only enable Shadow Copies of Shared Folders on a per-volume basis—that is, you cannot select specific shared folders and files on a volume to be copied or not copied.

To enable and configure Shadow Copies of Shared Folders:

- Click Start, point to Administrative Tools, and then click Computer Management.
- In the console tree, right-click Shared Folders, click All Tasks, and then click Configure Shadow Copies.
- In Select a volume, click the volume that you want to enable Shadow Copies of Shared Folders for, and then click Enable.
- You will see an alert that Windows will create a shadow copy now with the current settings and that the settings might not be appropriate for servers with high I/O loads. Click Yes if you want to continue or No if you want to select a different volume or settings.
- To make changes to the default schedule and storage area, click Settings.

Shadow copies - a feature that provides point-in-time copies of files stored on file shares on file servers. Shadow Copies of Shared Folders allows users to view and access shadow copies, which are shared files and folders as they existed at different points of time in the past. By accessing previous versions of files and folders, users can compare versions of a file while working and recover files that were accidentally deleted or overwritten.

References: Training Guide: Installing and Configuring Windows Server 2012 R2, Chapter 7: Hyper-V virtualization, Lesson 1: Deploying and configuring Hyper-V-hosts, p. 302

QUESTION 129

Your network contains an Active Directory domain named contoso.com. The domain contains 100 user accounts that reside in an organizational unit (OU) named OU1.

You need to ensure that a user named User1 can link and unlink Group Policy objects (GPOs) to OU1. The solution must minimize the number of permissions assigned to User1.

What should you do?

- A. Run the Delegation of Control Wizard on the Policies containers
- B. Run the Set-GPPermission cmdlet
- C. Run the Delegation of Control Wizard on OU1
- D. Modify the permission on the user1 account

Correct Answer: C

Section: Volume C

Explanation

Explanation/Reference:

Explanation

Delegation of Control Wizard

The following are common tasks that you can select to delegate control of them:

Create, delete, and manage user accounts

Reset user passwords and force password change at next logon Read all user information

Modify the membership of a group

Join a computer to a domain

Manage Group Policy links

Generate Resultant Set of Policy (Planning)

Generate Resultant Set of Policy (Logging)

Create, delete, and manage inetOrgPerson accounts

Reset inetOrgPerson passwords and force password change at next logon Read all inetOrgPerson information

Incorrect Answers:

A: Not minimum permissions

B: Grants a level of permissions to a security principal for one GPO or all the GPOs in a domain

D: Will not allow GPO changes to the OU

QUESTION 130

You have a server named Server1 that runs Windows Server 2012 R2.

You plan to create an image of Server1.

You need to remove the source files for all server roles that are not installed on Server1.

Which tool should you use?

- A. servermanagercmd.exe
- B. imagex.exe
- C. ocsetup.exe
- D. dism.exe

Correct Answer: D

Section: Volume C

Explanation

Explanation/Reference:

Explanation:

servermanagercmd.exe – The ServerManagerCmd.exe command-line tool has been deprecated in Windows Server 2008 R2. imagex.exe – ImageX is a command-line tool in Windows Vista that you can use to create and manage Windows image (.wim) files. A .wim file contains one or more volume images, disk volumes that contain images of an installed Windows operating system. dism.exe – Deployment Image Servicing and Management (DISM.exe) is a command-line tool that can be used to service a Windows image or to prepare a Windows Preinstallation Environment (Windows PE) image. It replaces Package Manager (Pkgmgr.exe), PEimg, and Intlcfg that were included in Windows Vista. The functionality that was included in these tools is now consolidated in one tool (DISM.exe), and new functionality has been added to improve the experience for offline servicing. DISM can Add, remove, and enumerate packages. ocsetup.exe – The Ocsetup.exe tool is used as a wrapper for Package Manager (Pkgmgr.exe) and for Windows Installer (Msiexec.exe). Ocsetup.exe is a command-line utility that can be used to perform scripted installs and scripted uninstalls of Windows optional components. The Ocsetup.exe tool replaces the Sysocmgr.exe tool that Windows XP and Windows Server 2003i use.

The Dism utility can be used to create and mount an image of Server1.

References:

[http://technet.microsoft.com/en-us/library/cc749447\(v=ws.10\).aspx](http://technet.microsoft.com/en-us/library/cc749447(v=ws.10).aspx)

[http://technet.microsoft.com/en-us/library/dd744382\(v=ws.10\).aspx](http://technet.microsoft.com/en-us/library/dd744382(v=ws.10).aspx)

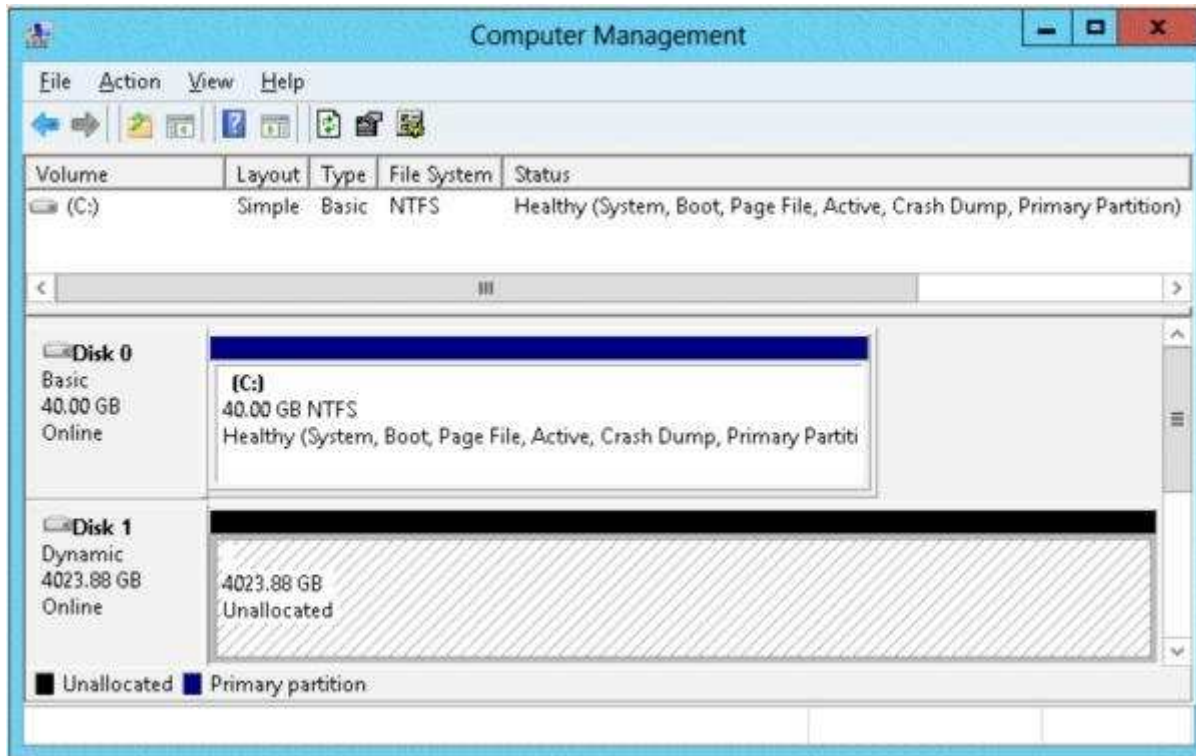
Training Guide: Installing and Configuring Windows Server 2012 R2: Chapter 2: Deploying Servers, p. 44

Exam Ref 70-410: Installing and Configuring Windows Server 2012 R2: Chapter 1: Installing and Configuring Servers, p. 19-22

QUESTION 131

You have a server named Server2 that runs Windows Server 2012 R2. Server2 has the Hyper-V server role installed.

The disks on Server2 are configured as shown in the exhibit. (Click the Exhibit button.)



You create a virtual machine on Server2 named VM1.

You need to ensure that you can configure a pass-through disk for VM1.

What should you do?



<https://www.gratisexam.com/>

A. Convert Disk 1 to a basic disk.

B. Take Disk 1 offline.

<https://www.gratisexam.com/>

- C. Create a partition on Disk 1.
- D. Convert Disk 1 to a MBR disk.

Correct Answer: B

Section: Volume C

Explanation

Explanation/Reference:

Explanation:

Pass-through Disk Configuration

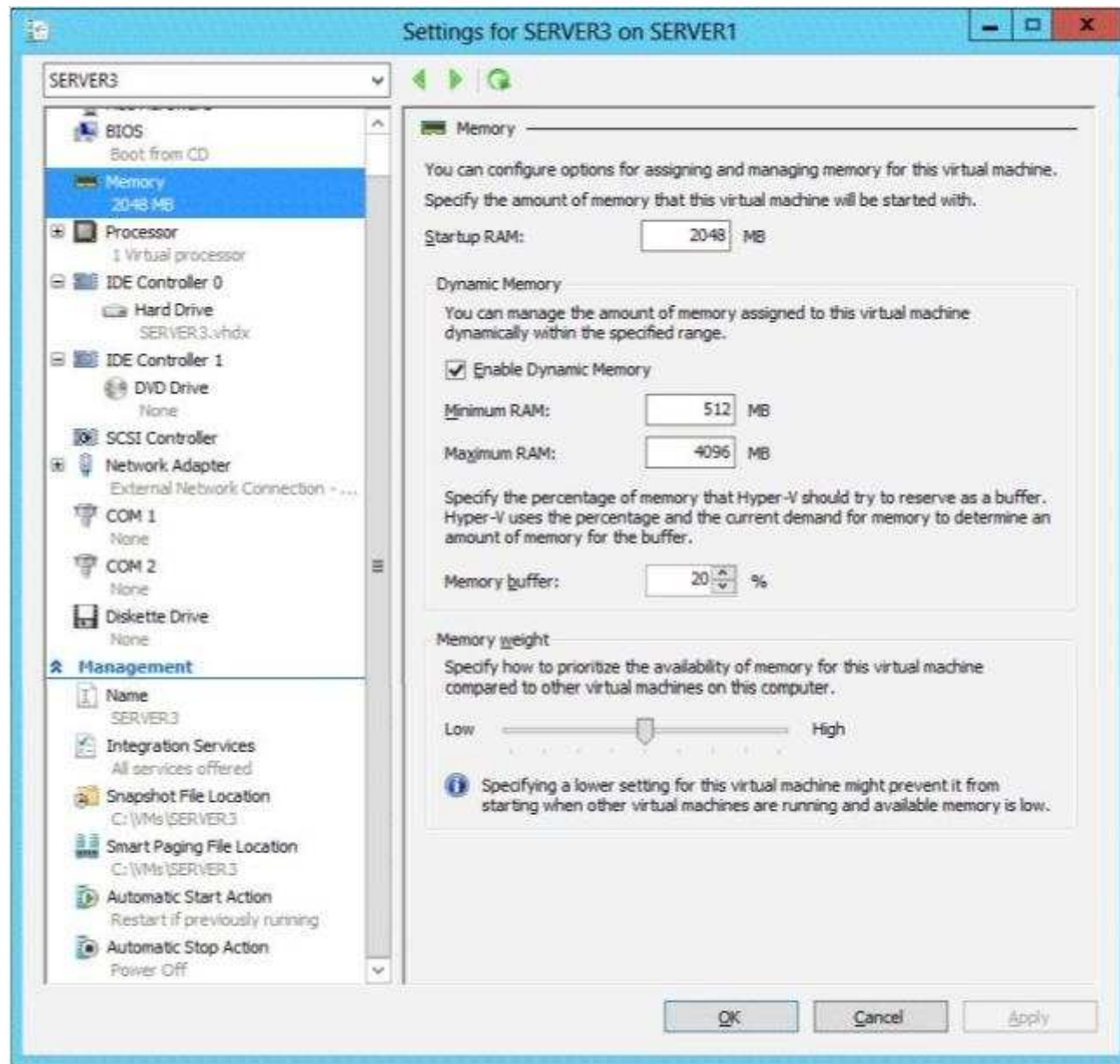
Hyper-V allows virtual machines to access storage mapped directly to the Hyper-V server without requiring the volume be configured. The storage can either be a physical disk internal to the Hyper-V server or it can be a Storage Area Network (SAN) Logical Unit (LUN) mapped to the Hyper-V server. To ensure the Guest has exclusive access to the storage, it must be placed in an Offline state from the Hyper-V server perspective

QUESTION 132

You have a server named Server1 that runs Windows Server 2012 R2. Server1 has the Hyper-V server role installed. Server1 has 8 GB of RAM.

Server1 hosts five virtual machines that run Windows Server 2012 R2.

The settings of a virtual machine named Server3 are configured as shown in the exhibit. (Click the Exhibit button.)



You need to ensure that when Server1 restarts, Server3 automatically resumes without intervention. The solution must prevent data loss.

Which settings should you modify?

- A. BIOS
- B. Automatic Start Action
- C. Automatic Stop Action
- D. Integration Services

Correct Answer: C

Section: Volume C

Explanation

Explanation/Reference:

Explanation:

The Automatic Stop Action setting should be modified because it will allow you to configure:

“Save the virtual machine state” option instructs Hyper-V Virtual Machine Management Service to save the virtual machine state on the local disk when the Hyper-V Server shuts down.

OR **“Turn Off the virtual machine”** is used by the Hyper-V Management Service (VMMS.exe) to gracefully turn off the virtual machine.

OR **“Shut down the guest operating system”** is successful only if the “Hyper-V Shutdown” guest service is running in the virtual machine. The guest service is required to be running in the virtual machine as the Hyper-V VMMS.EXE process will trigger Windows Exit message which is received by the service. Once the message is received by the guest service, it takes the necessary actions to shut down the virtual machine.

QUESTION 133

Your network contains an Active Directory domain named contoso.com. The domain contains a member server named HVServer1. HVServer1 runs Windows Server 2012 R2 and has the Hyper-V server role installed.

HVServer1 hosts 10 generation 1 virtual machines. All of the virtual machines connect to a virtual switch named Switch1. Switch1 is configured as a private network. All of the virtual machines have the DHCP guard and the router guard settings enabled.

You install the DHCP server role on a virtual machine named Server1. You authorize Server1 as a DHCP server in contoso.com. You create an IP scope.

You discover that the virtual machines connected to Switch1 do not receive IP settings from Server1.

You need to ensure that the virtual machines can use Server1 as a DHCP server.

What should you do?

- A. Enable MAC address spoofing on Server1.
- B. Enable single-root I/O visualization (SR-IOV) on Server1.

- C. Disable the DHCP guard on Server1.
- D. Disable the DHCP guard on all of the virtual machines that are DHCP clients.

Correct Answer: C

Section: Volume C

Explanation

Explanation/Reference:

Explanation:

DHCP guard setting

This setting stops the virtual machine from making DHCP offers over this network interface.

To be clear – this does not affect the ability to receive a DHCP offer (i.e. if you need to use DHCP to acquire an IP address that will work) it only blocks the ability for the virtual machine to act as a DHCP server.

QUESTION 134

Your network contains an Active Directory domain named contoso.com. The domain contains a server named Server1. Server1 runs Windows Server 2012 R2 and has the Hyper-V server role installed.

You have a virtual machine named VM1. VM1 has a checkpoint.

You need to modify the Checkpoint File Location of VM1.

What should you do first?

- A. Copy the checkpoint file.
- B. Delete the checkpoint.
- C. Shut down VM1.
- D. Pause VM1.

Correct Answer: B

Section: Volume C

Explanation

Explanation/Reference:

QUESTION 135

Your network contains an Active Directory domain named contoso.com. The network contains a domain controller named DC1 that has the DNS Server server role installed. DC1 has a standard primary DNS zone for contoso.com.

You need to ensure that only client computers in the contoso.com domain will be able to add their records to the contoso.com zone.

What should you do first?

- A. Sign the contoso.com zone.
- B. Modify the Security settings of DC1.
- C. Modify the Security settings of the contoso.com zone.
- D. Store the contoso.com zone in Active Directory.

Correct Answer: D

Section: Volume C

Explanation

Explanation/Reference:

Explanation:

Only Authenticated users can create records when zone is stored in AD.

Secure dynamic updates allow an administrator to control what computers update what names and prevent unauthorized computers from overwriting existing names in DNS.

References:

Training Guide: Installing and Configuring Windows Server 2012 R2: Chapter 6: Network Administration, Lesson 2: Implementing DNSSEC, p. 237

[http://technet.microsoft.com/en-us/library/cc731204\(v=ws.10\).aspx](http://technet.microsoft.com/en-us/library/cc731204(v=ws.10).aspx)

<http://technet.microsoft.com/en-us/library/cc755193.aspx>

QUESTION 136

You have a server named Server1 that runs Windows Server 2012 R2. Server1 has the Hyper-V server role installed.

You need to configure storage for a virtual machine to meet the following requirements:

- Support up to 3 TB of data on a single hard disk.
- Allocate disk space as needed.
- Use a portable storage format.

What should you configure?

- A. A fixed-size VHDX
- B. A pass-through disk
- C. A fixed-size VHD
- D. A dynamically expanding VHDX
- E. A dynamically expanding VHD

Correct Answer: D

Section: Volume C

Explanation

Explanation/Reference:

Explanation:

Support for virtual hard disk storage capacity of up to 64 TB.

vhd max is 2TB

Dynamically expanding virtual hard disk uses only as much physical storage space as it needs to store the actual data that the disk currently contains. The size of the virtual disk's image file then grows as additional data is written to it.

References:

[http://technet.microsoft.com/en-us/library/cc720381\(v=ws.10\).aspx](http://technet.microsoft.com/en-us/library/cc720381(v=ws.10).aspx)

Exam Ref 70-410: Installing and Configuring Windows Server 2012 R2: Objective 3.2: Create and Configure virtual machine storage, Chapter 3: p. 157-158

70-410: Training Guide: Installing and Configuring Windows Server 2012 R2, Chapter 7: Hyper-V virtualization, Lesson 2: Deploying and Configuring virtual machines, p. 320

QUESTION 137

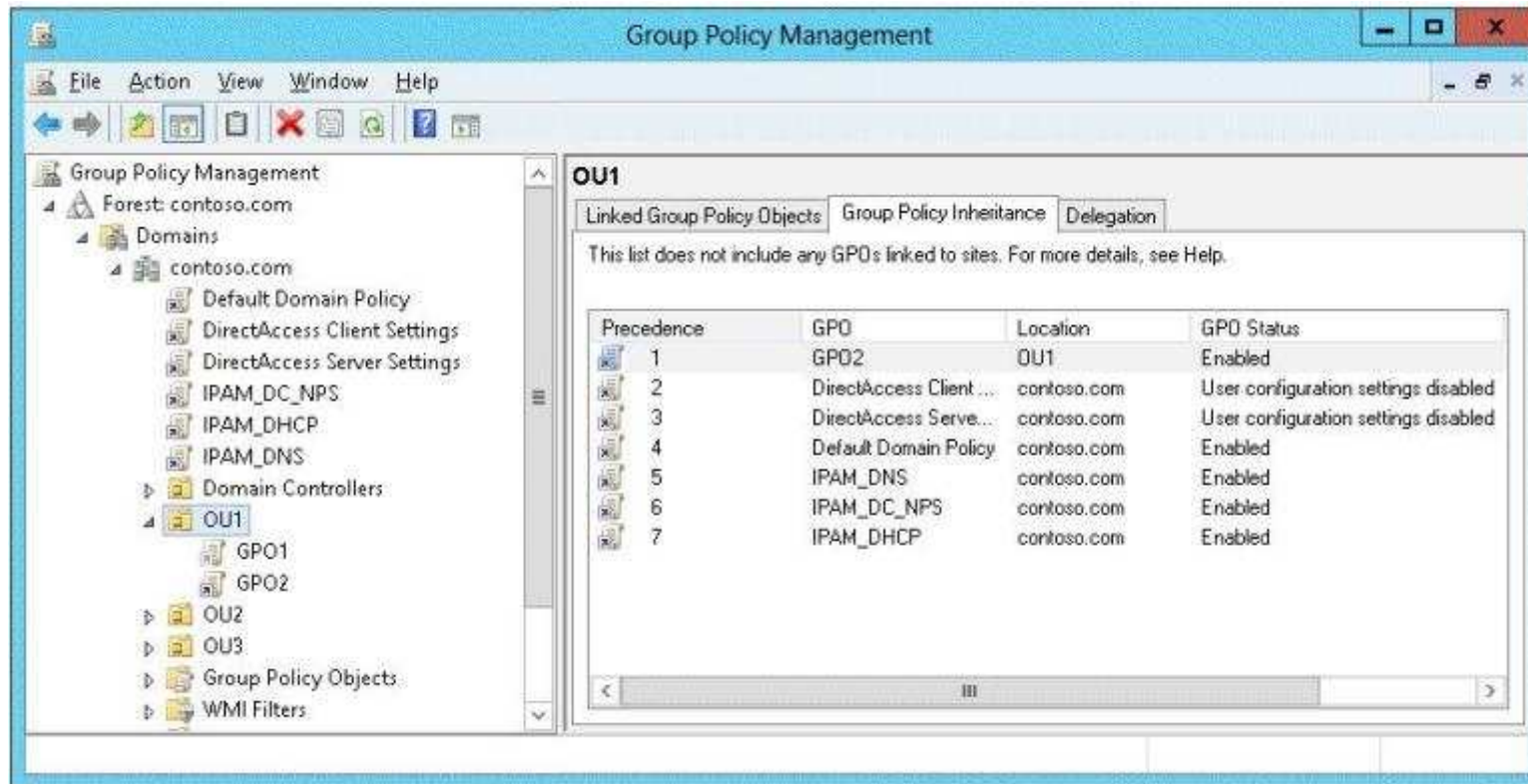
Your network contains an Active Directory domain named contoso.com.

All user accounts in the marketing department reside in an organizational unit (OU) named OU1.

You have a Group Policy object (GPO) named GPO1. GPO1 contains Folder Redirection settings. GPO1 has default permissions.

You discover that the Folder Redirection settings are not applied to the users in the marketing department.

You open Group Policy Management as shown in the exhibit. (Click the Exhibit button.)



You need to ensure that the Folder Redirection settings in GPO1 apply to the marketing users.

What should you do?

- A. Modify the Delegation settings of GPO1.
- B. Enable the link of GPO1.
- C. Enforce GPO1.
- D. Modify the link order of GPO1.

Correct Answer: C

Section: Volume C

Explanation

Explanation/Reference:

QUESTION 138

Your network contains an Active Directory domain named contoso.com. All domain controllers run Windows Server 2012 R2.

You need to ensure that the local administrator account on all computers is renamed to L_Admin.

Which Group Policy settings should you modify?

- A. Restricted Groups
- B. Security Options
- C. User Rights Assignment
- D. Preferences

Correct Answer: B

Section: Volume C

Explanation

Explanation/Reference:

Explanation:

In Group Policy Object Editor, click Computer Configuration, click Windows Settings, click Security Settings, click Local Policies, and then click Security Options.

In the details pane, double-click Accounts: Rename administrator account.

The Security Options node includes security settings regarding interactive logon, digital signing of data, restrictions of access to floppy and CD-ROM drives, unsigned driver installations as well as logon dialog box behavior. This category also includes options to configure authentication and communication security within Active Directory.

QUESTION 139

You install Windows Server 2012 R2 on a standalone server named Server1. You configure Server1 as a VPN server.

You need to ensure that client computers can establish PPTP connections to Server1.

Which two firewall rules should you create? (Each correct answer presents part of the solution. Choose two.)

- A. An inbound rule for protocol 47
- B. An outbound rule for protocol 47
- C. An inbound rule for TCP port 1723
- D. An inbound rule for TCP port 1701
- E. An outbound rule for TCP port 1723

F. An outbound rule for TCP port 1701

Correct Answer: AC

Section: Volume C

Explanation

Explanation/Reference:

Explanation:

The following is a list of firewall ports which need to be opened for the various VPN tunnel protocols:

For PPTP:

IP Protocol=TCP, TCP Port number=1723 <- Used by PPTP control path

IP Protocol=GRE (value 47) <- Used by PPTP data path

For L2TP:

IP Protocol Type=UDP, UDP Port Number=500 <- Used by IKEv1 (IPSec control path)

IP Protocol Type=UDP, UDP Port Number=4500 <- Used by IKEv1 (IPSec control path)

IP Protocol Type=ESP (value 50) <- Used by IPSec data path

For SSTP:

IP Protocol=TCP, TCP Port number=443 <- Used by SSTP control and data path

For IKEv2:

IP Protocol Type=UDP, UDP Port Number=500 <- Used by IKEv2 (IPSec control path)

IP Protocol Type=UDP, UDP Port Number=4500 <- Used by IKEv2 (IPSec control path)

IP Protocol Type=ESP (value 50) <- Used by IPSec data path

QUESTION 140

Your network contains two subnets. The subnets are configured as shown in the following table.

Subnet name	Network IP address
LAN1	10.10.1.0/24
LAN2	10.11.1.0/24

You have a server named Server1 that runs Windows Server 2012 R2. Server1 is connected to LAN1.

You run the route print command as shown in the exhibit. (Click the Exhibit button.)

```
Administrator: Windows PowerShell
PS C:\Users\Administrator.CONTOSO> route print

Interface List
13...00 0c 29 b0 05 80 .....Intel(R) PRO/1000 MT Network Connection
1.....Software Loopback Interface 1
12...00 00 00 00 00 00 00 e0 Microsoft Teredo Tunneling Adapter
15...00 00 00 00 00 00 00 e0 Microsoft ISATAP Adapter #2

IPv4 Route Table

Active Routes:
Network Destination    Netmask          Gateway          Interface        Metric
0.0.0.0                0.0.0.0          10.10.1.0        10.10.1.10       442
10.10.1.0              255.255.255.0    On-link          10.10.1.10       266
10.10.1.10             255.255.255.255  On-link          10.10.1.10       266
10.10.1.255            255.255.255.255  On-link          10.10.1.10       266
127.0.0.0              255.0.0.0        On-link          127.0.0.1        306
127.0.0.1              255.255.255.255  On-link          127.0.0.1        306
127.255.255.255        255.255.255.255  On-link          127.0.0.1        306
192.168.2.0            255.255.255.0    On-link          10.10.1.10       266
192.168.2.10           255.255.255.255  On-link          10.10.1.10       266
192.168.2.255          255.255.255.255  On-link          10.10.1.10       266
224.0.0.0              240.0.0.0        On-link          127.0.0.1        306
224.0.0.0              240.0.0.0        On-link          10.10.1.10       266
255.255.255.255        255.255.255.255  On-link          127.0.0.1        306
255.255.255.255        255.255.255.255  On-link          10.10.1.10       266

Persistent Routes:
Network Address      Netmask  Gateway Address  Metric
0.0.0.0              0.0.0.0    10.10.1.0        432

IPv6 Route Table

Active Routes:
If Metric Network Destination    Gateway
1    306 ::1/128      On-link
1    306 ff00::/8   On-link

Persistent Routes:
None
PS C:\Users\Administrator.CONTOSO>
```

You need to ensure that Server1 can communicate with the client computers on LAN2.

What should you do?

- A. Change the default gateway address.
- B. Set the state of the Microsoft ISATAP Adapter #2 interface to disable.
- C. Change the metric of the 10.10.1.0 route.
- D. Set the state of the Teredo interface to disable.

Correct Answer: A

Section: Volume C

Explanation

Explanation/Reference:

Explanation:

The exhibit shows the default gateway address to be that of LAN1. This should be changed to the LAN2 gateway address to allow client computers access on LAN2.

In general, the first and last addresses in a subnet are used as the network identifier and broadcast address, respectively. All other addresses in the subnet can be assigned to hosts on that subnet. For example, IP addresses of networks with subnet masks of at least 24 bits ending in .0 or .255 can never be assigned to hosts. Such “last” addresses of a subnet are considered “broadcast” addresses and all hosts on the corresponding subnet will respond to it. Theoretically, there could be situations where you can assign an address ending in .0: for example, if you have a subnet like 192.168.0.0/255.255.0.0, you are allowed to assign a host the address 192.168.1.0. It could create confusion though, so it’s not a very common practice.

Example 10.6.43.0 with subnet 255.255.252.0 (22 bit subnet mask) means subnet ID 10.6.40.0, a host address range from 10.6.40.1 to 10.6.43.254 and a broadcast address 10.6.43.255. So in theory, your example 10.6.43.0 would be allowed as a valid host address. The default gateway address should not end in .0 with the /24 address.

References:

Training Guide: Installing and Configuring Windows Server 2012 R2, Chapter 4: Deploying domain controllers, Lesson 4: Configuring IPv6/IPv4 Interoperability, p. 254-256

QUESTION 141

Your network contains an Active Directory forest named adatum.com.

The forest contains a child domain named asia.adatum.com. The asia.adatum.com child domain contains a server named DHCP1 that runs Windows Server 2012 R2.

You install the DHCP Server server role on DHCP1.

You have access to the administrative accounts shown in the following table.

Account name	Account location	Member of
Admin1	DHCP1	DHCP1\Administrators
Admin2	Adatum.com	Adatum\Enterprise Admins
Admin3	Asia.adatum.com	Asia\Domain Admins
Admin4	Asia.adatum.com	Asia\Administrators

You need to authorize the DHCP server role.

Which user account should you use?

- A. Admin1
- B. Admin2
- C. Admin3
- D. Admin4

Correct Answer: B

Section: Volume C

Explanation

Explanation/Reference:

QUESTION 142

You have a server named Server1 that has a Server Core installation of Windows Server 2008 R2 Service Pack 1.

Server1 has the DHCP Server server role and the File Server server role installed.

You need to upgrade Server1 to Windows Server 2012 R2 with the graphical user interface (GUI).

The solution must meet the following requirements:

- Preserve the server roles and their configurations.
- Minimize administrative effort.

What should you do?

- A. On Server1, run setup.exe from the Windows Server 2012 R2 installation media and select Server with a GUI.
- B. Start Server1 from the Windows Server2012 R2 installation media and select Server Core Installation. When the installation is complete, add the Server Graphical Shell feature.
- C. Start Server1 from the Windows Server 2012 R2 installation media and select Server with a GUI.
- D. On Server1, run setup.exe from the Windows Server 2012 R2 installation media and select Server Core Installation. When the installation is complete, add the Server Graphical Shell feature

Correct Answer: D

Section: Volume C

Explanation

Explanation/Reference:

Explanation:

D. Upgrade to 2012 R2 and install GUI shell

Upgrades that switch from a Server Core installation to the Server with a GUI mode of Windows Server 2012 R2 in one step (and vice versa) are not supported. However, after upgrade is complete, Windows Server 2012 R2 allows you to switch freely between Server Core and Server with a GUI modes.

Incorrect Answers:

A: Server is on 2008 R2 core, must install 2012 R2 core and then GUI

B: Not least effort

C: Not least effort

References:

<http://technet.microsoft.com/en-us/library/jj574204.aspx>

QUESTION 143

You have a server named Server1 that runs a Server Core installation of Windows Server 2012 R2 Standard. You establish a remote management session to Server1.

You need to identify which task can be performed on Server1 from within the remote management session.

What should you identify?

- A. Install a feature by using Server Manager.
- B. Modify the network settings by using Sconfig.
- C. Disable services by using Msconfig.
- D. Join a domain by using the System Properties.

Correct Answer: B

Section: Volume C
Explanation

Explanation/Reference:

Explanation:

In Windows Server 2012 R2, you can use the Server Configuration tool (Sconfig.cmd) to configure and manage several common aspects of Server Core installations. You must be a member of the Administrators group to use the tool. Sconfig.cmd is available in the Minimal Server Interface and in Server with a GUI mode.

References:

<http://technet.microsoft.com/en-us/library/ji647766.aspx>

Training Guide: Installing and Configuring Windows Server 2012 R2, Chapter 2: Deploying servers, p. 80.

QUESTION 144

You have a server named Server1. Server1 runs Windows Server 2012 R2 and is located in a perimeter network.

You need to configure a custom connection security rule on Server1. The rule must encrypt network communications across the Internet to a computer at another company.

Which authentication method should you configure in the connection security rule?

- A. Advanced
- B. User (Kerberos V5)
- C. Default
- D. Computer (Kerberos V5)
- E. Computer and user (Kerberos V5)

Correct Answer: A

Section: Volume C

Explanation

Explanation/Reference:

Explanation:

You need to make use of Advanced authentication method to ensure that communication is encrypted over the network to the other company from your custom connection security rule on Server1.

References:

<http://technet.microsoft.com/en-us/library/bb742516.aspx>

Training Guide: Installing and Configuring Windows Server 2012 R2, Chapter 8: File Services and Storage, p. 428.

QUESTION 145

Your network contains an Active Directory domain named contoso.com.

The domain contains 20 computer accounts in an organizational unit (OU) named OU1. A user account named User1 is in an OU named OU2.

You are configuring a Group Policy object (GPO) named GPO1.

You need to assign User1 the Back up files and directories user right to all of the computer accounts in OU1.

Which two actions should you perform? (Each correct answer presents part of the solution. Choose two.)

- A. From User Configuration in GPO1, modify the security settings.
- B. Link GPO1 to OU1.
- C. From Computer Configuration in GPO1, modify the security settings.
- D. Modify the Delegation settings of GPO1.
- E. Link GPO1 to OU2.

Correct Answer: BC

Section: Volume C

Explanation

Explanation/Reference:

QUESTION 146

Your network contains an Active Directory domain named contoso.com. The domain contains 500 servers that run Windows Server 2012 R2.

You have a written security policy that states the following:

- Only required ports must be open on the servers.
- All of the servers must have Windows Firewall enabled.
- Client computers used by administrators must be allowed to access all of the ports on all of the servers.
- Client computers used by the administrators must be authenticated before the client computers can access the servers.

You have a client computer named Computer1 that runs Windows 8.1.

You need to ensure that you can use Computer1 to access all of the ports on all of the servers successfully. The solution must adhere to the security policy.

Which three actions should you perform? (Each correct answer presents part of the solution. Choose three.)

- A. On Computer1, create a connection security rule.

- B. On all of the servers, create an outbound rule and select the Allow the connection if it is secure option.
- C. On all of the servers, create an inbound rule and select the Allow the connection if it is secure option.
- D. On Computer1, create an inbound rule and select the Allow the connection if it is secure option.
- E. On Computer1, create an outbound rule and select the Allow the connection if it is secure option.
- F. On all of the servers, create a connection security rule.

Correct Answer: ACF

Section: Volume C

Explanation

Explanation/Reference:

Explanation:

Unlike firewall rules, which operate unilaterally, connection security rules require that both communicating computers have a policy with connection security rules or another compatible IPsec policy.

Traffic that matches a firewall rule that uses the Allow connection if it is secure setting bypasses Windows Firewall. The rule can filter the traffic by IP address, port, or protocol. This method is supported on Windows Vista or Windows Server 2008.

References:

<http://technet.microsoft.com/en-us/library/cc772017.aspx>

<http://technet.microsoft.com/en-us/library/cc753463.aspx>

QUESTION 147

Your network contains an Active Directory domain named contoso.com.

You have a starter Group Policy object (GPO) named GPO1 that contains more than 100 settings.

You need to create a new starter GPO based on the settings in GPO1.

You must achieve this goal by using the minimum amount of administrative effort.

What should you do?

- A. Run the New-GPStarterGPO cmdlet and the Copy-GPO cmdlet.
- B. Create a new starter GPO and manually configure the policy settings of the starter GPO.
- C. Right-click GPO1, and then click Back Up. Create a new starter GPO. Right-click the new GPO, and then click Restore from Backup.
- D. Right-click GPO1, and then click Copy. Right-click Starter GPOs, and then click Paste.

Correct Answer: B

Section: Volume C

Explanation

Explanation/Reference:

Explanation:

Although GPOs and Starter GPOs can both be copied, and a Starter GPO can be used to create a new GPO (as that is their purpose), an existing GPO cannot be copied to a new Starter GPO (unfortunately).

QUESTION 148

You have a server named Server1. Server1 runs Windows Server 2012 R2 and has the File and Storage Services server role installed.

You attach four 500-GB disks to Server1.

You need to configure the storage to meet the following requirements:

- Storage for an application named Application1 must be provided. Application1 requires 20 GB and will require a maximum of 800 GB in three years.
- Storage for an application named Application2 must be provided. Application2 requires 20 GB and will require a maximum of 900 GB in three years.
- The solution must provide the ability to dynamically add storage without requiring configuration changes to the applications.
- The storage must be available if a single disk fails.

Which two actions should you perform? (Each correct answer presents part of the solution. Choose two.)

- A. From File and Storage Services, create virtual disks by using fixed provisioning.
- B. From File and Storage Services, create virtual disks by using thin provisioning.
- C. From File and Storage Services, create a storage pool that uses all four disks.
- D. From Disk Management, create a new RAID-5 volume that uses all four disks.
- E. From Disk Management, create two new mirror volumes that use two disks each.

Correct Answer: BC

Section: Volume C

Explanation

Explanation/Reference:

Reference: <http://technet.microsoft.com/en-us/library/jj822937.aspx>

QUESTION 149

Your network contains an Active Directory domain named adatum.com. The computer accounts for all member servers are located in an organizational unit (OU) named Servers. You link a Group Policy object (GPO) to the Servers OU.

You need to ensure that the domain's Backup Operators group is a member of the local Backup Operators group on each member server. The solution must not remove any groups from the local Backup Operators groups.

What should you do?

- A. Add a restricted group named adatum\Backup Operators. Add Backup Operators to the This group is a member of list.
- B. Add a restricted group named adatum\Backup Operators. Add Backup Operators to the Members of this group list.
- C. Add a restricted group named Backup Operators. Add adatum\Backup Operators to the This group is a member of list.
- D. Add a restricted group named Backup Operators. Add adatum\Backup Operators to the Members of this group list.

Correct Answer: A

Section: Volume C

Explanation

Explanation/Reference:

QUESTION 150

You have a virtual machine named VM1.

You install Windows Server 2012 R2 on VM1.

You plan to use VM1 as an image that will be distributed to sales users to demonstrate the features of a custom application. The custom application only requires the Web Server (IIS) server role to be installed.

You need to ensure that the VHD file for VM1 only contains the required Windows Server 2012 R2 source files.

Which tool should you use?

- A. servermanagercmd.exe
- B. dism.exe
- C. ocsetup.exe
- D. imagex.exe

Correct Answer: B

Section: Volume C

Explanation

Explanation/Reference:

Explanation:

You can use DISM to:

- Add, remove, and enumerate packages and drivers.
- Enable or disable Windows features.
- Apply changes based on the offline servicing section of an unattend.xml answer file.

- Configure international settings.
- Upgrade a Windows image to a different edition.
- Prepare a Windows PE image.
- Take advantage of better logging.
- Service down-level operating systems like Windows Vista with SP1 and Windows Server 2008.
- Service all platforms (32-bit, 64-bit, and Itanium).
- Service a 32-bit image from a 64-bit host and service a 64-bit image from a 32-bit host.
- Make use of old Package Manager scripts.

This command will mount the image before making any changes. This will ensure that only the required Windows Server 2012 R2 source files are contained.

QUESTION 151

Your network contains an Active Directory domain named contoso.com. The domain contains a DHCP server named Server1 that runs Windows Server 2012 R2.

You create a DHCP scope named Scope1. The scope has a start address of 192.168.1.10, an end address of 192.168.1.50, and a subnet mask of 255.255.255.192.

You need to ensure that Scope1 has a subnet mask of 255.255.255.0.

What should you do first?

- A. From Windows PowerShell, run the Remove-DhcpServerv4PolicyIPRange cmdlet.
- B. From the DHCP console, modify the Scope Options of Scope1.
- C. From Windows PowerShell, run the Remove-DhcpServerv4Scope cmdlet.
- D. From Windows PowerShell, run the Set-DhcpServerv4Scope cmdlet.
- E. From the DHCP console, modify the properties of Scope1.
- F. From Windows PowerShell, run the Set-DhcpServerv4Policy cmdlet.

Correct Answer: C

Section: Volume C

Explanation

Explanation/Reference:

Explanation:

Set-DhcpServerv4Scope sets the properties of an existing IPv4 scope on the Dynamic Host Configuration Protocol (DHCP) server service.

Syntax:

Parameter Set: WithoutRange

```
Set-DhcpServerv4Scope [-ScopeId]<IPAddress> [-ActivatePolicies <Boolean> ] [-AsJob] [-CimSession <CimSession[]> ] [-ComputerName <String> ] [-Delay
<UInt16> ] [-Description <String> ] [-LeaseDuration <TimeSpan> ] [-MaxBootpClients <UInt32> ] [-Name <String> ] [-NapEnable <Boolean>] [-NapProfile <String> ]
[-PassThru] [-State <String> ] [-SuperscopeName <String> ] [-ThrottleLimit <Int32> ] [-Type <String> ] [-Confirm] [-WhatIf] [ <CommonParameters>]
```

Parameter Set: WithRange

Set-DhcpServerv4Scope [-ScopeId] <IPAddress> -EndRange<IPAddress>-StartRange <IPAddress> [-ActivatePolicies <Boolean>] [-AsJob] [-CimSession <CimSession[]>] [-ComputerName <String>] [-Delay <UInt16>] [-Description <String>] [-LeaseDuration <TimeSpan>] [-MaxBootpClients <UInt32>] [-Name <String>] [-NapEnable <Boolean>] [-NapProfile <String>] [-PassThru] [-State <String>] [-SuperscopeName <String>] [-ThrottleLimit <Int32>] [-Type <String>] [-Confirm] [-WhatIf] [<CommonParameters>]

Reference:

<https://docs.microsoft.com/en-us/powershell/module/dhcpserver/remove-dhcpserverv4scope?view=win10-ps>

QUESTION 152

You have a server named Server1 that runs Windows Server 2012 R2.

You plan to enable Hyper-V Network Virtualization on Server1.

You need to install the Windows Network Visualization Filter Driver on Server1.

Which Windows PowerShell cmdlet should you run?

- A. Set-NetVirtualizationGlobal
- B. Enable-NetAdapterBinding
- C. Add - WindowsFeature
- D. Set-NetAdapterVmq

Correct Answer: B

Section: Volume C

Explanation

Explanation/Reference:

Explanation:

Hyper-V Network Virtualization runs multiple virtual networks on a physical network. And each virtual network operates as if it is running as a physical network. The Set-NetAdaptercmdlet sets the basic properties of a network adapter such as virtual LAN (VLAN) identifier (ID) and MAC address. Thus if you add the binding parameter to the command then you will be able to install the Windows Network Virtualization Filter Driver.

Step one:

Enable Windows Network Virtualization (WNV). This is a binding that is applied to the NIC that your External Virtual Switch is bound to. This can be a physical NIC, it can be an LBFO NIC team. Either way, it is the network adapter that your External Virtual Switch uses to exit the server.

This also means that if you have multiple virtual networks or multiple interfaces that you can pick and choose and it is not some global setting.

If you have one External Virtual Switch this is fairly easy:

```
$vSwitch = Get-VMSwitch -SwitchType External
```

```
# Check if Network Virtualization is bound
```

```
# This could be done by checking for the binding and seeing if it is enabled
```

```
ForEach-Object -InputObject $vSwitch {
```

```
if ((Get-NetAdapterBinding -ComponentID "ms_netwnv" -InterfaceDescription $_.NetAdapterInterfaceDescription).Enabled -eq $false){  
# Lets enable it  
Enable-NetAdapterBinding -InterfaceDescription $_.NetAdapterInterfaceDescription -ComponentID "ms_netwnv"  
}  
}
```

QUESTION 153

You have a file server named File1 that runs Windows Server 2012 R2.

File1 contains a shared folder named Share1. Share1 contains an Application named SalesAppl.exe.

The NTFS permissions for Share1 are shown in the following table.

Group name	NTFS permission
L_Sales	Read & Execute, Write
Domain Users	Read & Execute

The members of L_Sales discover that they cannot add files to Share1. Domain users can run SalesAppl.exe successfully.

You need to ensure that the members of L_Sales can add files to Share1.

What should you do?

- A. Add the Domain Users group to L_Sales.
- B. Add L_Sales to the Domain Users group.
- C. Edit the Share permissions.
- D. Edit the NTFS permissions.

Correct Answer: C

Section: Volume C

Explanation

Explanation/Reference:

Explanation:

Based on the NTFS permissions, these users should be able to add files (as they have the "write" permission), so they must have read-only share permissions preventing them from doing so.

QUESTION 154

You have a server named Server1 that runs Windows Server 2012 R2.

You need to remove Windows Explorer, Windows Internet Explorer, and all related components and files from Server1.

What should you run on Server1?

- A. Uninstall-WindowsFeature Server-Gui-Shell -Remove
- B. msixec.exe /uninstall iexplore.exe /x
- C. msixec.exe /uninstall explorer.exe /x
- D. Uninstall-WindowsFeature Desktop-Experience -Remove

Correct Answer: A

Section: Volume C

Explanation

Explanation/Reference:

Explanation:

In Windows Server 2012 R2, you can remove the Server Graphical Shell, resulting in the “Minimal Server Interface”.

This is similar to a Server with a GUI installation, but Internet Explorer 10, Windows Explorer, the desktop, and the Start screen are not installed.

Microsoft Management Console (MMC), Server Manager, and a subset of Control Panel are still present.

If the server has a full installation of Windows Server, and I need to bring the server down to minimal server interface, I only need to remove the Server-GUI-Shell.

QUESTION 155

You have a server named Server1 that runs a Server Core Installation of Windows Server 2012 R2. You attach a 4-TB disk to Server1.

The disk is configured as an MBR disk. You need to ensure that you can create a 4-TB volume on the disk.

Which Diskpart command should you use?

- A. Expand
- B. Attach
- C. Automount
- D. Convert

Correct Answer: D

Section: Volume C

Explanation

Explanation/Reference:

Explanation:

You can use Diskpart to convert a basic disk to a dynamic disk. The basic disk can either be empty or contain either primary partitions or logical drives. The basic

disk can be a data disk or system or boot drive. A MBR file structure is only capable of 2TB maximum. The disk will have to be converted to a GPT file structure. GPT is capable of 18 exabytes volumes. Convert gpt – Converts an empty basic disk with the master boot record (MBR) partition style into a basic disk with the GUID partition table (GPT) partition style. The disk may be a basic or a dynamic disk but it must not contain any valid data partitions or volumes.

QUESTION 156

Your network contains an Active Directory domain named contoso.com. The domain contains a server named Server1 that runs Windows Server 2012 R2 and has the Web Server (IIS) server role installed.

Server1 has a web site named Web1. Web1 is configured to use digest authentication.

You need to ensure that a user named User1 can access Web1.

What should you do from Active Directory Users and Computers?

- A. From the properties of User1, select Store password using reversible encryption.
- B. From the properties of User1, select Use Kerberos DES encryption types for this account.
- C. From the properties of Server1, select Trust this computer for delegation to any service (Kerberos only).
- D. From the properties of Server1, assign the Allowed to Authenticate permission to User1.

Correct Answer: A

Section: Volume C

Explanation

Explanation/Reference:

Explanation:

Challenge Handshake Authentication Protocol (CHAP) is a basic level of iSCSI security that is used to authenticate the peer of a connection and is based upon the peers sharing a secret: that secret being a password. To make sure that User1 can connect to the server, you should use Active Directory Users and Computers to store that password.

QUESTION 157

Your network contains an Active Directory domain named contoso.com.

You discover that when you join client computers to the domain manually, the computer accounts are created in the Computers container.

You need to ensure that new computer accounts are created automatically in an organizational unit (OU) named Corp.

Which tool should you use?

- A. net.exe
- B. redircmp.exe

- C. regedit.exe
- D. dsadd.exe

Correct Answer: B

Section: Volume C

Explanation

Explanation/Reference:

Explanation:

Redirects the default container for newly created computers to a specified, target organizational unit (OU) so that newly created computer objects are created in the specific target OU instead of in CN=Computers.

You must run the redircmp command from an elevated command prompt.

Redircmp.exe is located in the C:\Windows\System32 folder.

You must be a member of the Domain Admins group or the Enterprise Admins group to use this tool.

QUESTION 158

Your network contains an Active Directory forest named contoso.com. The forest contains a child domain named corp.contoso.com.

The network has Microsoft Exchange Server 2013 deployed.

You need to create a mail-enabled distribution group.

Which group scope should you create?

- A. Global
- B. Local
- C. Domain local
- D. Universal

Correct Answer: D

Section: Volume C

Explanation

Explanation/Reference:

Explanation:

Universal groups Groups that are used to grant permissions on a wide scale throughout a domain tree or forest. Members of global groups include accounts and groups from any domain in the domain tree or forest.

References:

Microsoft Exchange Server 2007: Implementation and Administration. By Jim McBee, Benjamin Craig page 248: Only universal groups should be used as mail-

enabled groups.

QUESTION 159

You have a server named Server1 that runs Windows Server 2012 R2. Server1 has five network adapters. Three of the network adapters are connected to a network named LAN1. The two other network adapters are connected to a network named LAN2.

You need to create a network adapter team from the three network adapters connected to LAN1.

Which tool should you use?

- A. Routing and Remote Access
- B. Network and Sharing Center
- C. Server Manager
- D. Network Load Balancing Manager

Correct Answer: C

Section: Volume C

Explanation

Explanation/Reference:

QUESTION 160

Your network contains two servers named Server1 and Server2 that run Windows Server 2012 R2. Server1 is a DHCP server that is configured to have a scope named Scope1. Server2 is configured to obtain an IP address automatically.

In Scope1, you create a reservation named Res_Server2 for Server2.

A technician replaces the network adapter on Server2.

You need to ensure that Server2 can obtain the same IP address.

What should you modify on Server1?

- A. The Name Protection settings of Scope1
- B. The MAC address of Res_Server2
- C. The Advanced settings of Res_Server2
- D. The Network Access Protection Settings of Scope1

Correct Answer: B

Section: Volume C
Explanation

Explanation/Reference:

Explanation:

DHCP reservations are given based upon MAC address (at least on IPv4/DHCPv4).

For clients that require a constant IP address, you can either manually configure a static IP address, or assign a reservation on the DHCP server. Reservations are permanent lease assignments that are used to ensure that a specified client on a subnet can always use the same IP address. You can use DHCP reservations for hosts that require a consistent IP address, but do not need to be statically configured. DHCP reservations provide a mechanism by which IP addresses may be permanently assigned to a specific client based on the MAC address of that client. The MAC address of a Windows client can be found running the `ipconfig /all` command.

For Linux systems the corresponding command is `ifconfig -a`. Once the MAC address has been identified, the reservation may be configured using either the DHCP console or at the command prompt using the `netsh` tool.

Media access control (MAC) address authorization functions in the same way as automatic number identification (ANI) authorization, but it is used for wireless clients and clients connecting to your network by using an 802.1X authenticating switch. Since the network adapter was replaced, you need to modify the MAC address on Server1 to ensure that Server2 can obtain the same IP address.

Reference: <http://technet.microsoft.com/en-us/library/dd197535%28v=WS.10%29.aspx>

QUESTION 161

Your network contains an Active Directory domain named contoso.com.

All servers run Windows Server 2012 R2.

An application named App1.exe is installed on all client computers. Multiple versions of App1.exe are installed on different client computers. App1.exe is digitally signed.

You need to ensure that only the latest version of App1.exe can run on the client computers.

What should you create?

- A. An application control policy packaged app rule
- B. A software restriction policy certificate rule
- C. An application control policy Windows Installer rule
- D. An application control policy executable rule

Correct Answer: D

Section: Volume C

Explanation

Explanation/Reference:

Explanation:

Executable Rules, for .exe and can be based on Publisher, Product name, filename and version. Use Certificate Rules on Windows Executables for Software Restriction Policies This security setting determines if digital certificates are processed when a user or process attempts to run software with an .exe file name extension. This security setting is used to enable or disable certificate rules, a type of software restriction policies rule. With software restriction policies, you can create a certificate rule that will allow or disallow software that is signed by Authenticode to run, based on the digital certificate that is associated with the software. In order for certificate rules to take effect, you must enable this security setting. When certificate rules are enabled, software restriction policies will check a certificate revocation list (CRL) to make sure the software's certificate and signature are valid. This may decrease performance when start signed programs. You can disable this feature. On Trusted Publishers Properties, clear the Publisher and Timestamp check boxes.

QUESTION 162

Your network contains an Active Directory domain named contoso.com. All domain controllers run Windows Server 2012 R2.

The domain contains a server named Server1 that runs Windows Server 2012 R2.

You need to ensure that when users log on to Server1, their user account is added automatically to a local group named Group1 during the log on process.

Which Group Policy settings should you modify?

- A. User Rights Assignment
- B. Preferences
- C. Security Options
- D. Restricted Groups

Correct Answer: B

Section: Volume C

Explanation

Explanation/Reference:

Explanation:

With Preferences, local and domain accounts can be added to a local group without affecting the existing members of the group

References:

Training Guide: Installing and Configuring Windows Server 2012 R2: Chapter 8: File Services and Storage, p. 361.

[http://technet.microsoft.com/en-us/library/cc785631\(v=ws.10\).aspx](http://technet.microsoft.com/en-us/library/cc785631(v=ws.10).aspx)

<http://www.grouppolicy.biz/2010/01/how-to-use-group-policy-preferences-to-secure-local-administrator-groups/>

[http://technet.microsoft.com/en-us/library/cc780182\(v=ws.10\).aspx](http://technet.microsoft.com/en-us/library/cc780182(v=ws.10).aspx)

<http://technet.microsoft.com/en-us/library/hh831424.aspx>

QUESTION 163

Your network contains an Active Directory domain named contoso.com. All servers run Windows Server 2012 R2. The domain contains a server named Server1.

You install the Windows PowerShell Web Access gateway on Server1.

You need to provide administrators with the ability to manage the servers in the domain by using the Windows PowerShell Web Access gateway.

Which two cmdlets should you run on Server1? (Each correct answer presents part of the solution. Choose two.)

- A. Set-WSManQuickConfig
- B. Set-WSManInstance
- C. Add-PswaAuthorizationRule
- D. Set-BCAuthentication
- E. Install-PswaWebApplication

Correct Answer: CE

Section: Volume C

Explanation

Explanation/Reference:

Explanation:

- C. Adds a new authorization rule to the Windows PowerShell Web Access authorization rule set.
- E. Configures the Windows PowerShell ® Web Access web Application in IIS.

Incorrect Answers:

- A: Configures the local computer for remote management.
- B: Modifies the management information that is related to a resource.
- D: Specifies the BranchCache computer authentication mode.

QUESTION 164

Your network contains an Active Directory domain named adatum.com. The domain contains three domain controllers.

The domain controllers are configured as shown in the following table.

Name	Operating system	Additional server roles
DC1	Windows Server 2008 R2 Service Pack 1 (SP1)	DNS Server
DC2	Windows Server 2012 R2	DNS Server
DC3	Windows Server 2012 R2	None

DC3 loses network connectivity due to a hardware failure.

You plan to remove DC3 from the domain.

You log on to DC3.

You need to identify which service location (SRV) records are registered by DC3.

What should you do?

- A. Open the %windir%\system32\config\netlogon.dns file.
- B. Run dcdiag /test:dns
- C. Open the %windir%\system32\dns\backup\adatum.com.dns file.
- D. Run ipconfig /displaydns.

Correct Answer: A

Section: Volume C

Explanation

Explanation/Reference:

Explanation:

The SRV record is a Domain Name System (DNS) resource record that is used to identify computers that host specific services.

SRV resource records are used to locate domain controllers for Active Directory.

You can use Notepad, to view this file.

The first record in the file is the domain controller's Lightweight Directory Access Protocol(LDAP) SRV record.

This record should appear similar to the following: _ldap._tcp.Domain_Name

QUESTION 165

Your network contains an Active Directory domain named contoso.com. The domain contains an application server named Server1. Server1 runs Windows Server 2012 R2.

You have a client application named App1 that communicates to Server1 by using dynamic TCP ports.

On Server1, a technician runs the following command:

```
New-NetFirewallRule -DisplayNameAllowDynamic -Direction Outbound  
-LocalPort 1024-65535 -Protocol TCP
```

Users report that they can no longer connect to Server1 by using Appl.

You need to ensure that App1 can connect to Server1.

What should you run on Server1?

- A. **Set-NetFirewallRule -DisplayNameAllowDynamic -Action Allow**
- B. **netshadvfirewall firewall add rule name=allowdynamic action-allow**
- C. **netshadvfirewall firewall set rule name-allowdynamic new action- allow**
- D. **Set-NetFirewallRule -DisplayNameAllowDynamic -Direction Inbound**

Correct Answer: D

Section: Volume C

Explanation

Explanation/Reference:

Explanation:

When using the Windows Firewall with Advanced Security console. You can select the Inbound Rules node and scroll down in the list, you can see nine different Network Discovery rules. The Direction Inbound rule is the rule that will allow App1 to connect to Server1.

References:

Exam Ref 70-410: Installing and Configuring Windows Server 2012 R2, Chapter 6: Create and manage Group Policy, Objective 6.4: Configure Windows Firewall, p. 348

Training Guide: Installing and Configuring Windows Server 2012 R2, Chapter 6: Network Administration, Lesson 4: Configuring IPv6/IPv4 Interoperability, p. 269

QUESTION 166

Your network contains an Active Directory domain named contoso.com. The domain contains a user account named User1 that resides in an organizational unit (OU) named OU1.

A Group Policy object (GPO) named GPO1 is linked to OU1. GPO1 is used to publish several applications to a user named User1.

In the Users container, you create a new user named User2.

You need to ensure that the same applications are published to User2.

What should you do?

- A. Modify the settings in GPO1.
- B. Move User2 to OU1
- C. Link a WMI filter to GPO1.
- D. Modify the security of GPO1.

Correct Answer: B

Section: Volume C

Explanation

Explanation/Reference:

Explanation:

Moving User2 to OU1 will give him the same access as User1.

The GPO is linked to OU1. By moving User2 to OU1 the GPO will be applied to this user.

QUESTION 167

You have a domain controller named Server1 that runs Windows Server 2012 R2 and has the DNS Server server role installed. Server1 hosts a DNS zone named contoso.com and a GlobalNames zone.

You discover that the root hints were removed from Server1.

You need to view the default root hints of Server1.

Which file should you open?

- A. Netlogon.dns
- B. Cache.dns
- C. Globalnames.dns
- D. Place.dns

Correct Answer: B

Section: Volume C

Explanation

Explanation/Reference:

Explanation:

DNS Server service implements root hints using a file, Cache.dns, stored in the systemroot\System32\Dns folder on the server. Thus viewing the Cache.dns file will show the root hints.

QUESTION 168

Your network contains an Active Directory domain named contoso.com. All domain controllers run Windows Server 2008 R2 Service Pack 1 (SP1). One of the domain controllers is named DC1.

The network contains a member server named Server1 that runs Windows Server 2012 R2.

You need to promote Server1 to a domain controller by using install from media (IFM).

What should you do first?

- A. Create a system state backup of DC1.
- B. Create IFM media on DC1.
- C. Upgrade DC1 to Windows Server 2012 R2.
- D. Run the Active Directory Domain Services Configuration Wizard on Server1.
- E. Run the Active Directory Domain Services Installation Wizard on DC1.

Correct Answer: C

Section: Volume C

Explanation

Explanation/Reference:

Explanation:

Installation from media does not work across different operating system versions. In other words, you must use a Windows Server 2012 R2 domain controller to generate installation media to use for another Windows Server 2012 R2 domain controller installation. We can use the Install from media (IFM) option to install an Additional Domain Controller in an existing domain is the best option such as a branch office scenario where network is slow, unreliable and costly.

IFM will minimize replication traffic during the installation because it uses restored backup files to populate the AD DS database. This will significantly reduce the amount of traffic copied over the WAN link.

Things to remember:

If you are deploying your first Domain Controller in the domain, you cannot use IFM.

The OS will need to match the IFM media. (If you create a 2008 R2 IFM, promote a 2008 R2 DC) If you are creating a DC that will be a Global Catalog Server, create your IFM on a Global Catalog Server.

If you are creating a DC that will be a DNS Server, create your IFM on a DNS Server. If you want to copy the SYSVOL, the DC on which you generate the installation media and the new DC must be at least running Windows Server 2008 with Service Pack 2 or Windows Server 2008 R2. Membership of the Domain Admins group is the minimum required to complete IFM.

QUESTION 169

You have a server named Server1 that runs Windows Server 2012 R2. Server1 has the Hyper-V server role installed. You have fixed-size VHD named Files.vhd.

You need to make the contents in Files.vhd available to several virtual machines. The solution must meet the following requirements:

- Ensure that if the contents are changed on any virtual machine, the changes are not reflected on the other virtual machines.
- Minimize the amount of disk space used.

What should you do?

- A. Create a fixed-size VHDX. Transfer the information from Files.vhd to the new VHDX file.
- B. Convert Files.vhd to a dynamically expanding VHD?
- C. Create a dynamically expanding VHDX. Transfer the information from Files.vhd to the new VHDX file.
- D. Create differencing VHDs that use Files.vhd as the parent disk.

Correct Answer: D

Section: Volume C

Explanation

Explanation/Reference:

Explanation:

Child disk for multiple VM's with Files.vhd as parent. A differencing disk is associated with another virtual hard disk that you select when you create the differencing disk. This means that the disk to which you want to associate the differencing disk must exist first. This virtual hard disk is called the "parent" disk and the differencing disk is the "child" disk.

The parent disk can be any type of virtual hard disk.

The differencing disk stores all changes that would otherwise be made to the parent disk if the differencing disk was not being used. The differencing disk provides an ongoing way to save changes without altering the parent disk. You can use the differencing disk to store changes indefinitely, as long as there is enough space on the physical disk where the differencing disk is stored. The differencing disk expands dynamically as data is written to it and can grow as large as the maximum size allocated for the parent disk when the parent disk was created.

QUESTION 170

You have a server named Server1 that runs Windows Server 2012 R2. Server1 has the Hyper-V server role installed.

An iSCSI SAN is available on the network.

Server1 hosts four virtual machines named VM1, VM2, VM3, VM4.

You create a LUN on the SAN.

You need to provide VM1 with access to the LUN. The solution must prevent other virtual machines from accessing the LUN.

What should you configure?

- A. A fixed-size VHDX
- B. A dynamically expanding VHDX
- C. A fixed-size VHD
- D. A pass-through disk
- E. A dynamically expanding VHD

Correct Answer: D

Section: Volume C

Explanation

Explanation/Reference:

Explanation:

You can use physical disks that are directly attached to a virtual machine as a storage option on the management operating system. This allows virtual machines to access storage that is mapped directly to the server running Hyper-V without first configuring the volume. The storage can be either a physical disk which is internal to the server, or a SAN logical unit number (LUN) that is mapped to the server (a LUN is a logical reference to a portion of a storage subsystem). The virtual machine must have exclusive access to the storage, so the storage must be set in an Offline state in Disk Management. The storage is not limited in size, so it can be a multi-terabyte LUN. When using physical disks that are directly attached to a virtual machine, you should be aware of the following:

- This type of disk cannot be dynamically expanded.
- You cannot use differencing disks with them.
- You cannot take virtual hard disk snapshots.

Att:

If you are installing an operating system on the physical disk and it is in an Online state before the virtual machine is started, the virtual machine will fail to start. You must store the virtual machine configuration file in an alternate location because the physical disk is used by the operating system installation. For example, locate the configuration file on another internal drive on the server running Hyper-V.

QUESTION 171

Your network contains an Active Directory domain named contoso.com. All user accounts are in an organizational unit (OU) named Employees.

You create a Group Policy object (GPO) named GP1. You link GP1 to the Employees OU.

You need to ensure that GP1 does not apply to the members of a group named Managers.

What should you configure?

- A. The Security settings of Employees
- B. The WMI filter for GP1
- C. The Block Inheritance option for Employees
- D. The Security settings of GP1

Correct Answer: D
Section: Volume C
Explanation

Explanation/Reference:

Explanation:

Set Managers to – Members of this security group are exempt from this Group Policy object.

Security settings.

You use the Security Settings extension to set security options for computers and users within the scope of a Group Policy object. You can define local computer, domain, and network security settings.

Figure below shows an example of the security settings that allow everyone to be affected by this GPO except the members of the Management group, who were explicitly denied permission to the GPO by setting the Apply Group Policy ACE to Deny. Note that if a member of the Management group were also a member of a group that had an explicit Allow setting for the Apply Group Policy ACE, the Deny would take precedence and the GPO would not affect the user.

QUESTION 172

You have a server named Server1 that runs Windows Server 2012 R2. Server1 has two dual-core processors and 16 GB of RAM.

You install the Hyper-V server role on Server1.

You plan to create two virtual machines on Server1.

You need to ensure that both virtual machines can use up to 8 GB of memory. The solution must ensure that both virtual machines can be started simultaneously.

What should you configure on each virtual machine?

- A. Dynamic Memory
- B. NUMA topology
- C. Memory weight
- D. Resource Control

Correct Answer: A
Section: Volume C
Explanation

Explanation/Reference:

QUESTION 173

You have a server named Server1 that runs Windows Server 2012 R2. Server1 has the Hyper-V server role installed.

You need to configure storage for a virtual machine to meet the following requirements:

- Support up to 3 TB of data on a single hard disk.
- Pre-allocate all of the disk space.
- Use a portable storage format.

What should you configure?

- A. A fixed-size VHDX
- B. A pass-through disk
- C. A fixed-size VHD
- D. A dynamically expanding VHDX
- E. A dynamically expanding VHD

Correct Answer: A

Section: Volume C

Explanation

Explanation/Reference:

Explanation:

A fixed-size VHDX file has all space allocated at the time of the VHDX file creation, whereas a dynamic VHDX file grows as data is written to it.

Reference:

<https://www.itprotoday.com/server-virtualization/fixed-vs-dynamic-vhdx-performance>

QUESTION 174

You work as a senior administrator at Contoso.com. The Contoso.com network consists of a single domain named Contoso.com. All servers on the Contoso.com network have Windows Server 2012 R2 installed.

You are running a training exercise for junior administrators. You are currently discussing what happens when you run the Remove-NetLbfoTeam Windows PowerShell cmdlet.

Which of the following describes the results of running this cmdlet?

- A. It removes one or more network adapters from a specified NIC team.
- B. It removes a team interface from a NIC team.
- C. It removes a specified NIC team from the host.
- D. It removes a network adapter member from a switch team.

Correct Answer: C

Section: Volume D

Explanation

Explanation/Reference:

Explanation:

Remove-NetLbfoTeam removes the specified NIC team from the host.

The Remove-NetLbfoTeam cmdlet removes the specified NIC team from the host. This cmdlet disconnects all associated team members and providers from the team. You can specify the team to remove by using either a team object retrieved by Get-NetLbfoTeam, or by specifying a team name.

You can use Remove-NetLbfoTeam to remove all NIC teams from the server.

You need administrator privileges to use Remove-NetLbfoTeam.

QUESTION 175

Your network contains an Active Directory domain named contoso.com. The domain contains two domain controllers. The domain controllers are configured as shown in the following table.

Name	Operating system	Operating master role
DC1	Windows Server 2012 R2 Service Pack 1(SP1)	Domain naming master Schema master
DC2	Windows Server 2008 R2 Service Pack 1(SP1)	PDC emulator RID master Infrastructure master

In the perimeter network, you install a new server named Server1 that runs a Server Core Installation of Windows Server 2012 R2. You need to join Server1 to the contoso.com domain. The solution must minimize administrative effort.

What should you use?

- A. The New-ADComputer cmdlet
- B. The djoin.exe command
- C. The dsadd.exe command
- D. The Add-Computer cmdlet

Correct Answer: B

Section: Volume D

Explanation

Explanation/Reference:

Reference:

[https://docs.microsoft.com/en-us/previous-versions/windows/it-pro/windows-server-2012-r2-and-2012/ff793312\(v%3Dws.11\)](https://docs.microsoft.com/en-us/previous-versions/windows/it-pro/windows-server-2012-r2-and-2012/ff793312(v%3Dws.11))

<https://newhelptech.wordpress.com/2017/07/05/step-by-step-how-to-use-offline-domain-join-djoin-exe-active-directory-in-windows-server-2016/>

<https://docs.microsoft.com/en-us/windows-server/remote/remote-access/directaccess/directaccess-offline-domain-join>

QUESTION 176

Your network contains an Active Directory domain named contoso.com. The domain contains two domain controllers named DC1 and DC2. You install Windows Server 2012 on a new computer named DC3. You need to manually configure DC3 as a domain controller. Which tool should you use?

- A. Server Manager
- B. winrm.exe
- C. Active Directory Domains and Trusts
- D. dcpromo.exe

Correct Answer: A

Section: Volume D

Explanation

Explanation/Reference:

QUESTION 177

Your network contains an Active Directory domain named contoso.com. All servers run either Windows Server 2008 R2 or Windows Server 2012 R2. All client computers run either Windows 7 or Windows 8. The domain contains a member server named Server1 that runs Windows Server 2012 R2. Server1 has the File and Storage Services server role installed. On Server1, you create a share named Share1.

You need to ensure that users can use Previous Versions to restore the files in Share1.

What should you configure on Server1?

- A. The Shadow Copies settings
- B. A Windows Server Backup schedule
- C. A data recovery agent
- D. The Recycle Bin properties

Correct Answer: A

Section: Volume D
Explanation

Explanation/Reference:

Explanation:

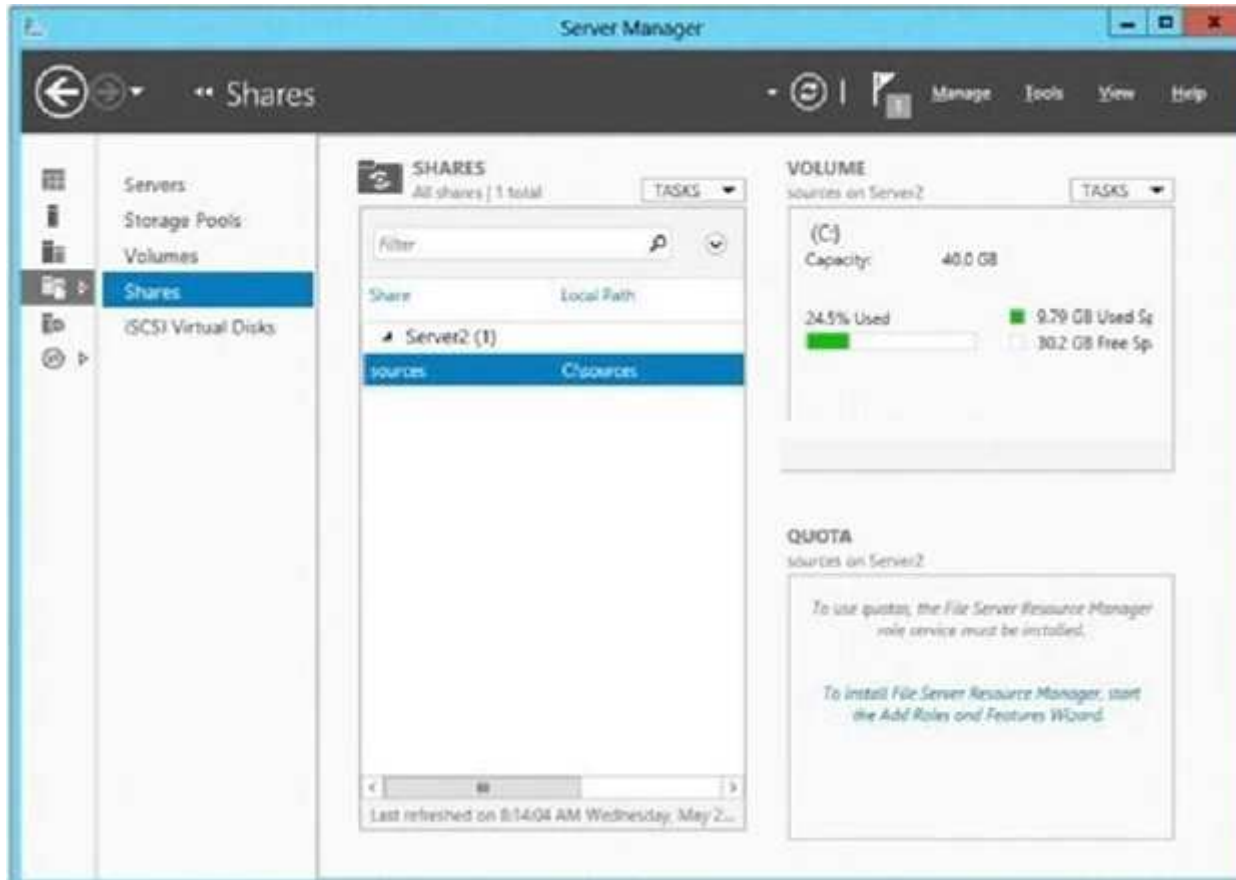
Enable and schedule shadow copies for Share1

QUESTION 178

You have a server named Server2 that runs Windows Server 2012 R2. You open Server Manager on Server2 as shown in the exhibit. (Click the Exhibit button.) The Everyone group has read share permission and read NTFS permission to Sources.

You need to ensure that when users browse the network, the Sources share is not visible.

What should you do?



- A. From the properties of the Sources folder, remove the Sources share, and then share the Sources folder as Sources\$
- B. From the properties of the Sources folder, deny the List Folder Contents permission for the Everyone group
- C. From the properties of the Sources share, configure access-based enumeration
- D. From the properties of the Sources folder, configure the hidden attribute

Correct Answer: A
Section: Volume D
Explanation

Explanation/Reference:

QUESTION 179

You perform a Server Core Installation of Windows Server 2012 R2 on a server named Server1.

You need to add a graphical user interface (GUI) to Server1.

Which tool should you use?

- A. the **Install-WindowsFeature** cmdlet
- B. the **Install-Module** cmdlet
- C. the **setup.exe** command
- D. the **Add-WindowsPackage** cmdlet
- E. the **Install-RoleService** cmdlet
- F. the **ocsetup.exe** command
- G. the **imagex.exe** command

Correct Answer: A

Section: Volume D

Explanation

Explanation/Reference:

Explanation:

Install-WindowsFeature -Installs one or more Windows Server roles, role services, or features on either the local or a specified remote server that is running Windows Server 2012 R2. This cmdlet is equivalent to and replaces Add-WindowsFeature, the cmdlet that was used to install roles, role services, and features in Windows Server 2008 R2.

dism /online /get-features PS C:\> Install-WindowsFeature -Name Web-Server – IncludeAllSubFeature -ComputerName Server1 –WhatIf

References:

[https://docs.microsoft.com/en-us/powershell/module/servermanager/install-windowsfeature?view=winServer 2012 R2-ps](https://docs.microsoft.com/en-us/powershell/module/servermanager/install-windowsfeature?view=winServer2012R2-ps)

https://blogs.technet.microsoft.com/john_taylor/2013/01/08/convertng-from-server-2012-core-install-to-full-gui/

QUESTION 180

A network technician installs Windows Server 2012 R2 Standard on a server named Server1.

A corporate policy states that all servers must run Windows Server 2012 R2 Enterprise.

You need to ensure that Server1 complies with the corporate policy.

You want to achieve this goal by using the minimum amount of administrative effort.

What should you perform?

- A. a clean installation of Windows Server 2012 R2
- B. an upgrade installation of Windows Server 2012 R2
- C. online servicing by using Dism
- D. offline servicing by using Dism

Correct Answer: C

Section: Volume D

Explanation

Explanation/Reference:

Explanation:

DISM /online /Set-Edition: ServerEnterprise/ProductKey:489J6-VHDMP-X63PK-3K798-CPX3YWindows Server 2008 R2/2012 contains a command-line utility called DISM (Deployment Image Servicing and Management tool). This tool has many features, but one of those features is the ability to upgrade the edition of Windows in use. Note that this process is for upgrades only and is irreversible. You cannot set a Windows image to a lower edition. The lowest edition will not appear when you run the /Get-TargetEditions option.

If the server is running an evaluation version of Windows Server 2012 R2 Standard or Windows Server 2012 R2 Datacenter, you can convert it to a retail version as follows:

If the server is a domain controller, you cannot convert it to a retail version. In this case, install an additional domain controller on a server that runs a retail version and remove AD DS from the domain controller that runs on the evaluation version. From an elevated command prompt, determine the current edition name with the command DISM /online /Get-CurrentEdition. Make note of the edition ID, an abbreviated form of the edition name. Then run DISM /online /Set-Edition:<edition ID> /ProductKey: XXXXXXXXXX-XXXXX-XXXXXXXXXX/AcceptEula, providing the edition ID and a retail product key.

The server will restart twice.

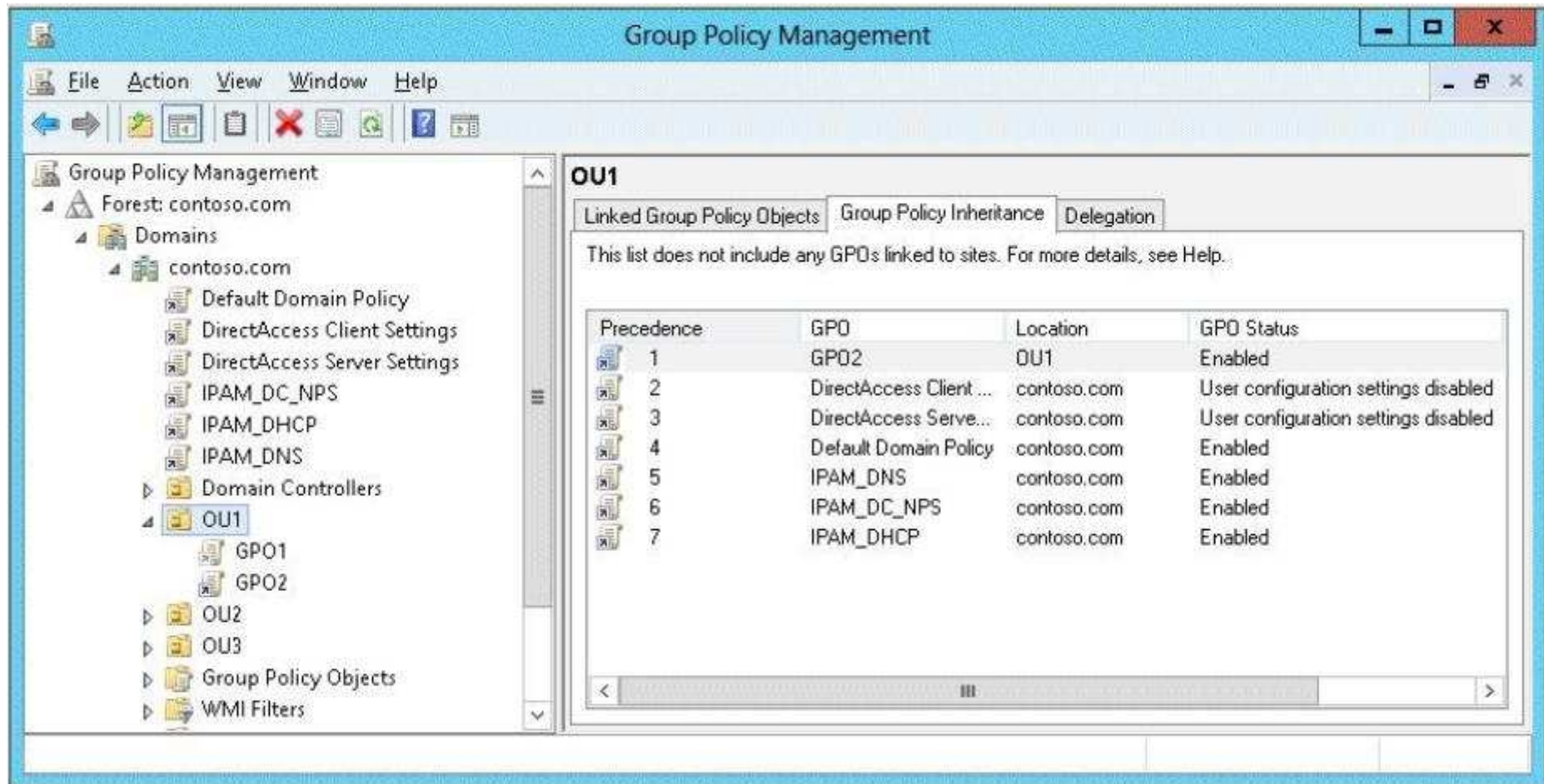
QUESTION 181

Your network contains an Active Directory domain named contoso.com. All user accounts in the sales department reside in an organizational unit (OU) named OU1.

You have a Group Policy object (GPO) named GPO1. GPO1 is used to deploy a logon script to all of the users in the sales department.

You discover that the logon script does not run when the sales users log on to their computers. You open Group Policy Management as shown in the exhibit.

You need to ensure that the logon script in GPO1 is applied to the sales users. What should you do?



- A. Enforce GPO1.
- B. Modify the link order of GPO1.
- C. Modify the Delegation settings of GPO1.
- D. Enable the link of GPO1.

Correct Answer: D

Section: Volume D

Explanation

Explanation/Reference:

QUESTION 182

You have a Hyper-V host named Server1 that runs Windows Server 2012 R2. Server1 has the virtual switches listed in the following table.

Virtual switch name	Virtual switch type	Physical network adapter name
vSwitch1	External	NIC1
vSwitch2	External	NIC2

You create a virtual machine named VM1. VM1 has two network adapters. One network adapter connects to vSwitch1. The other network adapter connects to vSwitch2. You configure NIC teaming on VM1.

You need to ensure that if a physical NIC fails on Server1, VM1 remains connected to the network.

What should you do on Server1?

- A. Run the **Set-VmNetworkAdapterIsolation** cmdlet.
- B. Add a new network adapter to VM1.
- C. Modify the properties of the network adapters on VM1.
- D. Modify the properties of vSwitch1 and vSwitch2.
- E. Create a new virtual switch on Server 1.
- F. Run the **Set-VmNetworkAdapterAdapterFailoverConfiguration** cmdlet.

Correct Answer: C

Section: Volume D

Explanation

Explanation/Reference:

References: <https://www.altaro.com/hyper-v/work-hyper-v-virtual-network-adapters/>

QUESTION 183

Your network contains an Active Directory domain named contoso.com.

You need to prevent users from installing a Windows Store app named App1.

What should you create?

- A. An application control policy executable rule
- B. An application control policy packaged app rule
- C. A software restriction policy certificate rule
- D. An application control policy Windows Installer rule

Correct Answer: B

Section: Volume D

Explanation

Explanation/Reference:

Explanation:

Windows 8 is coming REALLY SOON and of course one of the big new things to computer with that is the new Packaged Apps that run in the start screen. However, these apps are very different and do not install like traditional apps to a path or have a true “executable” file to launch the program. Of course enterprises need a way to control these packaged apps and therefore Microsoft has added a new feature Packaged Apps option to the AppLocker feature.

Packaged apps (also known as Windows 8 apps) are new to Windows Server 2012 R2 and Windows 8. They are based on the new app model that ensures that all the files within an app package share the same identity.

Therefore, it is possible to control the entire Application using a single AppLocker rule as opposed to the non-packaged apps where each file within the app could have a unique identity. Windows does not support unsigned packaged apps which implies all packaged apps must be signed. AppLocker supports only publisher rules for Packaged apps. A publisher rule for a packaged app is based on the following information:

- Publisher of the package
- Package name
- Package version

Therefore, an AppLocker rule for a Packaged app controls both the installation as well as the running of the app. Otherwise, the publisher rules for Packaged apps are no different than the rest of the rule collections; they support exceptions, can be increased or decreased in scope, and can be assigned to users and groups.

QUESTION 184

Your network contains a file server named Server1 that runs Windows Server 2012 R2. All client computers run Windows 8. Server1 contains a folder named Folder1. Folder1 contains the installation files for the company's desktop applications. A network technician shares Folder1 as Share 1.

You need to ensure that the share for Folder1 is not visible when users browse the network.

What should you do?

- A. From the properties of Folder1, deny the List Folder Contents permission for the Everyone group.
- B. From the properties of Folder1, remove Share1, and then share Folder1 as Share1\$.
- C. From the properties of Folder1, configure the hidden attribute.

D. From the properties of Share1, configure access-based enumeration

Correct Answer: B

Section: Volume D

Explanation

Explanation/Reference:

QUESTION 185

Your network contains an Active Directory domain named contoso.com. The domain contains two member servers named Server1 and Server2 that run Windows Server 2012 R2. You log on to Server1. You need to retrieve the IP configurations of Server2. Which command should you run from Server1?

- A. winrs -r:server2 ipconfig
- B. winrm get server2
- C. dsquery *-scope base-attr ip, server2
- D. ipconfig > server2.ip

Correct Answer: A

Section: Volume D

Explanation

Explanation/Reference:

QUESTION 186

You work as an administrator at Contoso.com. The Contoso.com network consists of a single domain named Contoso.com. All servers on the Contoso.com network have Windows Server 2008 R2 installed. Some of Contoso.com's workstations have Windows 7 installed, while the rest have Windows 8 installed.

After installing a new Windows Server 2012 computer in the Contoso.com domain, you configure it to run the File and Storage Services server role. You are instructed to create a shared folder on the new server, and configure the use of Previous Versions for restoring files located in the shared folder.

Which of the following actions should you take?

- A. You should consider configuring the Shadow Copies settings on the new server.
- B. You should consider configuring the Snapshot settings on the new server.
- C. You should consider configuring the Background Copy settings on the new server.
- D. You should consider configuring the Permission settings on the new server.

Correct Answer: A
Section: Volume D
Explanation

Explanation/Reference:

Explanation:

What are previous versions?

Previous versions are either backup copies (copies of files and folders that you back up by using the Back Up Files wizard, or shadow copies) copies of files and folders that Windows automatically saves as part of a restore point. (Shadow copies can be copies of files on your computer or shared files on a computer on a network.) You can use previous versions of files to restore files that you accidentally modified or deleted, or that were damaged. Depending on the type of file or folder, you can open, save to a different location, or restore a previous version.

ATT: (nothing to do with question but cool to know) File Server Volume Copy Shadow Service (VSS) Agent Service Enables consistency of application snapshots (shadow copies). With previous versions of Windows Server, VSS only supported shadow copies of data on the local server. With WS2012, Microsoft has added VSS for SMB File Shares which extends shadow copy support for network volumes. Administrators install the FS VSS Agent on the file server where the application data is located. They then install the VSS provider in the server where the application is located. The provider talks to the agent using the new File Server Remote VSS protocol in order to manage the shadow copies of the data.

QUESTION 187

You have a file server named Server1 that runs Windows Server 2012 R2. Server1 has following hardware configurations:

- 16GB of RAM
- A single quad-core CPU
- Three network teams that have two network adapters each

You add additional CPUs and RAM to Server 1.

You repurpose Server1 as a virtualization host. You install the Hyper-V server role on Server1. You need to create four external virtual switches in Hyper-V. Which cmdlet should you run first?

- A. Set-NetAdapter.
- B. Add-Net1.bfoTeamNic
- C. Add-VMNetworkAdapter
- D. Remove-NetLbfoTeam

Correct Answer: D
Section: Volume D
Explanation

Explanation/Reference:

QUESTION 188

Your network contains an Active Directory domain named contoso.com. The domain contains two servers named Server1 and Server2 that run Windows Server 2012 R2.

You create a security template named Template1 by using the Security Templates snap-in.

You need to apply Template1 to Server2.

Which tool should you use?

- A. Authorization Manager
- B. Local Security Policy
- C. Server Manager
- D. Computer Management

Correct Answer: B

Section: Volume D

Explanation

Explanation/Reference:

Explanation:

A security policy is a combination of security settings that affect the security on a computer. You can use your local security policy to edit account policies and local policies on your local computer.

QUESTION 189

Your network contains one Active Directory domain named contoso.com. The domain contains 10 domain controllers that run Windows Server 2012 R2.

You need to prevent several members of the Domain Admins group from logging on the domain controllers.

Which two objects should you create and configure?

- A. GPO to the domain
- B. authentication policy
- C. authentication policy silo
- D. a central access policy
- E. a user certificate
- F. a Group Policy object (GPO) linked to the domain

Correct Answer: BC

Section: Volume D**Explanation****Explanation/Reference:**

Reference: <https://dirteam.com/sander/2014/12/23/new-features-in-active-directory-domain-services-in-windows-server-2012-r2-part-3-authentication-policies-and-authentication-policy-silos/>

QUESTION 190

Your network contains an Active Directory domain named contoso.com. The network contains a member server named Server1 that runs Windows Server 2012 R2. Server1 has the DNS Server server role installed and has a primary zone for contoso.com.

The Active Directory domain contains 500 client computers. There are an additional 20 computers in a workgroup.

You discover that every client computer on the network can add its record to the contoso.com zone.

You need to ensure that only the client computers in the Active Directory domain can register records in the contoso.com zone.

What should you do first?

- A. Move the contoso.com zone to a domain controller that is configured as a DNS server.
- B. Configure the Dynamic updates settings of the contoso.com zone.
- C. Sign the contoso.com zone by using DNSSEC
- D. Configure the Security settings of the contoso.com zone.

Correct Answer: A

Section: Volume D

Explanation**Explanation/Reference:**

Explanation:

If you install DNS server on a non-DC, then you are not able to create AD-integrated zones. DNS update security is available only for zones that are integrated into AD DS. When your directory- integrate a zone, access control list (ACL) editing features are available in DNS Manager so that you can add or remove users or groups from the ACL for a specified zone or resource record.

- Active Directory's DNS Domain Name is NOT a single label name ("DOMAIN" vs. the minimal requirement of "domain.com." "domain.local", etc.).
- The Primary DNS Suffix MUST match the zone name that is allowing updates. Otherwise the client doesn't know what zone name to register in. You can also have a different Connection Specific Suffix in addition to the Primary DNS Suffix to register into that zone as well.
- AD/DNS zone MUST be configured to allow dynamic updates, whether Secure or Secure and Non-Secure. For client machines, if a client is not joined to the domain, and the zone is set to Secure, it will not register either.
- You must ONLY use the DNS servers that host a copy of the AD zone name or have a reference to get to them. Do not use your ISP's, an external DNS address, your router as a DNS address, or any other DNS that does not have a copy of the AD zone. Internet resolution for your machines will be accomplished

by the Root servers (Root Hints), however it's recommended to configure a forwarder for efficient Internet resolution.

- The domain controller is multihomed (which means it has more than one unteamed, active NIC, more than one IP address, and/or RRAS is installed on the DC).
- The DNS addresses configured in the client's IP properties must ONLY reference the DNS server(s) hosting the AD zone you want to update in. This means that you must NOT use an external DNS in any machine's IP property in an AD environment. You can't mix them either. That's because of the way the DNS Client side resolver service works. Even if you mix up internal DNS and ISP's DNS addresses, the resolver algorithm can still have trouble asking the correct DNS server. It will ask the first one first. If it doesn't get a response, it removes the first one from the eligible resolvers list and goes to the next in the list. It will not go back to the first one unless you restart the machine, restart the DNS Client service, or set a registry entry to cut the query TTL to 0. The rule is to ONLY use your internal DNS server(s) and configure a forwarder to your ISP's DNS for efficient Internet resolution.

This is the reg entry to cut the query to 0 TTL:

The DNS Client service does not revert to using the first server. The Windows 2000 Domain Name System (DNS) Client service (DNS cache) follows a certain algorithm when it decides the order in which to use the DNS servers.

- For DHCP clients, DHCP Option 006 for the clients are set to the same DNS server.
- 8.If using DHCP, DHCP server must only be referencing the same exact DNS server(s) in its own IP properties in order for it to 'force' (if you set that setting) registration into DNS. Otherwise, how would it know which DNS to send the reg data to?
- If the AD DNS Domain name is a single label name, such as "EXAMPLE", and not the proper format of "example.com" and/or any child of that format, such as "child1.example.com", then we have a real big problem.

DNS will not allow registration into a single labeldomain name.

This is for two reasons:

- It's not the proper hierarchal format. DNS is hierarchal, but a single label name has no hierarchy. It's just a single name.
- Registration attempts cause major Internet queries to the Root servers. Why? Because it thinks the single label name, such as "EXAMPLE", is a TLD (Top Level Domain), such as "com", "net", etc. It will now try to find what Root name server out there handles that TLD. In the end it comes back to itself and then attempts to register. Unfortunately, it does NOT ask itself first for the mere reason it thinks it's a TLD. (Quoted from Alan Woods, Microsoft, 2004):
"Due to this excessive Root query traffic, which ISC found from a study that discovered Microsoft DNS servers are causing excessive traffic because of single label names, Microsoft, being an internet friendly neighbor and wanting to stop this problem for their neighbors, stopped the ability to register into DNS with Windows 2000SP4, XP SP1, (especially XP, which cause lookup problems too), and Windows 2003. After all, DNS is hierarchal, so therefore why even allow single label DNS domain names?" The above also *especially* applies to Windows Vista, 7, 2008, 2008 R2, and newer.
- 'Register this connection's address' on the client is not enabled under the NIC's IP properties, DNS tab.
- Maybe there's a GPO set to force Secure updates and the machine isn't a joined member of the domain.
- ON 2000, 2003 and XP, the "DHCP client" Service not running. In 2008/Vista and newer, it's the DNS Client Service. This is a requirement for DNS registration and DNS resolution even if the client is not actually using DHCP.
- You can also configure DHCP to force register clients for you, as well as keep the DNS zone clean of old or duplicate entries. See the link I posted in my previous post.

QUESTION 191

Your company has a remote office that contains 1,600 client computers on a single subnet.

You need to select a subnet mask for the network that will support all of the client computers. The solution must minimize the number of unused addresses. Which subnet mask should you select?

- A. 255.255.248.0
- B. 255.255.252.0

- C. 255.255.254.0
- D. 255.255.240.0

Correct Answer: A
Section: Volume D
Explanation

Explanation/Reference:

QUESTION 192

Your network contains a server named Server1 that runs Windows Server 2012 R2. Server1 is located on the same subnet as all of the client computers. A network technician reports that he receives a "Request timed out" error message when he attempts to use the ping utility to connect to Server1 from his client computer. The network technician confirms that he can access resources on Server1 from his client computer.

You need to configure Windows Firewall with Advanced Security on Server1 to allow the ping utility to connect.

Which rule should you enable?

- A. File and Printer Sharing (Echo Request – ICMPv4-In)
- B. Network Discovery (WSD-In)
- C. File and Printer Sharing (NB-Session-In)
- D. Network Discovery (SSDP-In)

Correct Answer: A
Section: Volume D
Explanation

Explanation/Reference:

QUESTION 193

You install Windows Server 2012 R2 on a standalone server named Server1. You configure Server1 as an FTP server.

You need to ensure that client computers can establish FTP connections to Server1 and that Server1 can establish FTP connections to other servers.

Which two firewall rules should you create? Each correct answer presents part of the solution.

NOTE: Each correct selection is worth one point.

- A. an inbound rule for TCP port 20
- B. An outbound rule for protocol 47
- C. An inbound rule for TCP port 1723
- D. an inbound rule for TCP port 21
- E. An outbound rule for TCP port 1723
- F. An outbound rule for TCP port 1701

Correct Answer: AC

Section: Volume D

Explanation

Explanation/Reference:

QUESTION 194

Your network contains an Active Directory domain named contoso.com. The network contains 500 client computers that run Windows 8.1. All of the client computers connect to the Internet by using a web proxy.

You deploy a server named Server1 that runs Windows Server 2012 R2. Server1 has the DNS Server server role installed.

You configure all of the client computers to use Server1 as their primary DNS server. You need to prevent Server1 from attempting to resolve Internet host names for the client computers.

What should you do on Server1?

- A. Create a primary zone named ".".
- B. Configure the Security settings of the contoso.com zone.
- C. Create a zone delegation for GlobalNames.contoso.com.
- D. Create a stub zone named "root".

Correct Answer: A

Section: Volume D

Explanation

Explanation/Reference:

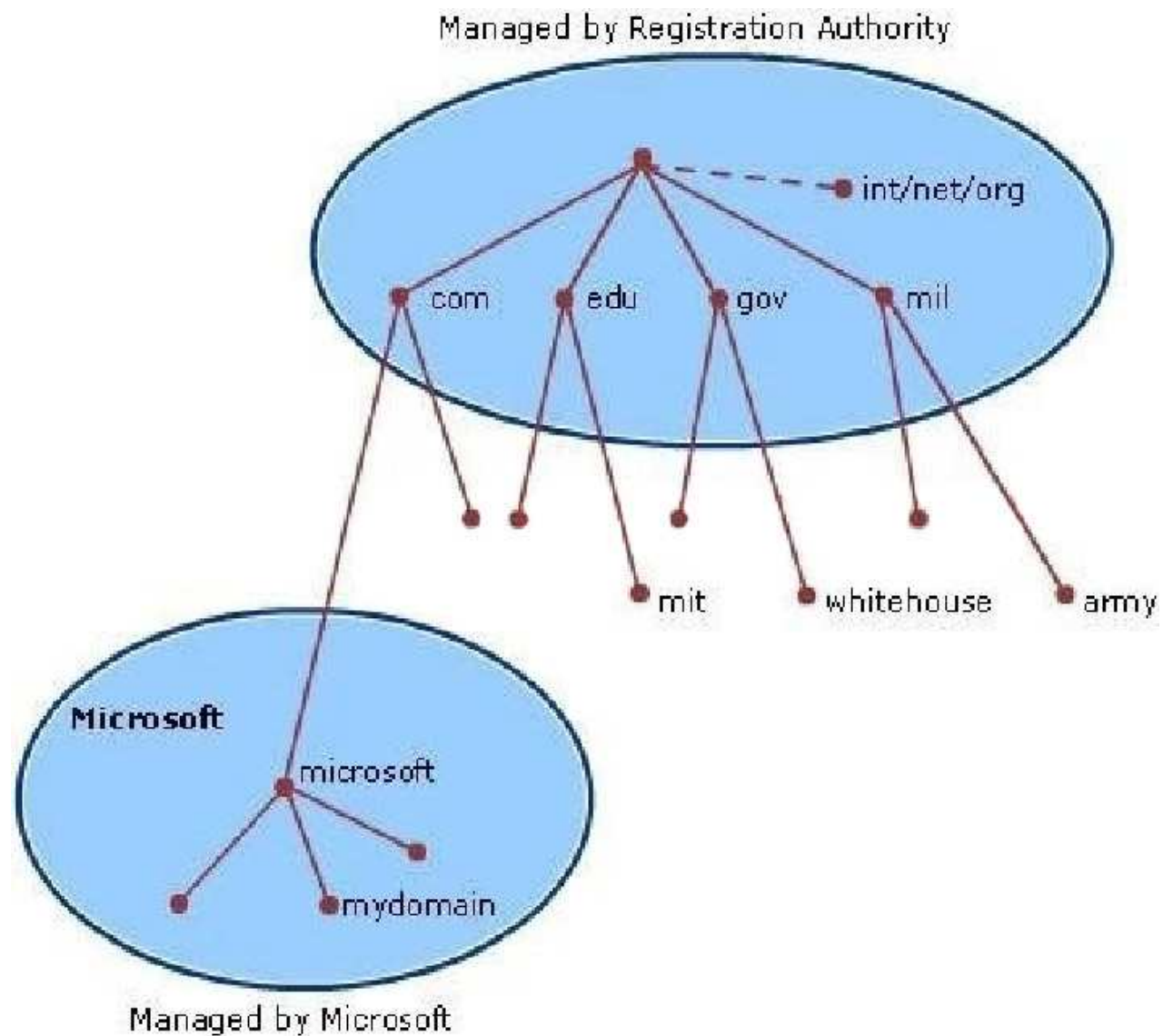
Explanation:

When you install DNS on a Windows server that does not have a connection to the Internet, the zone for the domain is created and a root zone, also known as a dot zone, is also created. This root zone may prevent access to the Internet for DNS and for clients of the DNS. If there is a root zone, there are no other zones other than those that are listed with DNS, and you cannot configure forwarders or root hint servers.

Root domain

This is the top of the tree, representing an unnamed level; it is sometimes shown as two empty quotation marks (""), indicating a null value. When used in a DNS domain name, it is stated by a trailing period (.) to designate that the name is located at the root or highest level of the domain hierarchy. In this instance, the DNS domain name is considered to be complete and points to an exact location in the tree of names. Names stated this way are called fully qualified domain names (FQDNs).

DNS Domain Name Hierarchy:



QUESTION 195

Your network contains an Active Directory domain named contoso.com. The domain contains 100 user accounts that reside in an organizational unit (OU) named OU1.

You need to ensure that a user named User1 can link and unlink Group Policy objects (GPOs) to OU1. The solution must minimize the number of permissions assigned to User1.

What should you do?

- A. Modify the permissions on OU1.
- B. Run the Set-GPPermission cmdlet.
- C. Add User1 to the Group Policy Creator Owners group.
- D. Modify the permissions on the User1 account.

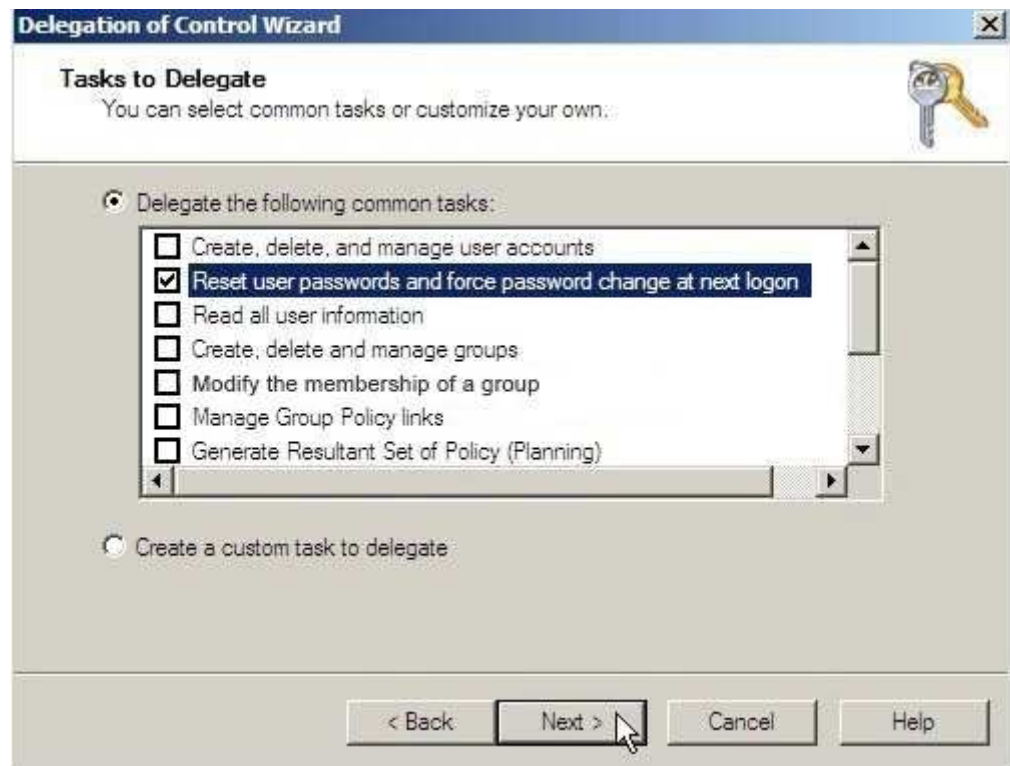
Correct Answer: A

Section: Volume D

Explanation

Explanation/Reference:

Explanation:



QUESTION 196

You have a server that runs Windows Server 2012 R2. The server contains the disks configured as shown in the following table.

Disk name	Partition table type	Disk storage type	Unallocated disk space
Disk 0	GPT	Dynamic	2 TB
Disk 1	MBR	Basic	1 TB
Disk 2	GPT	Dynamic	4 TB
Disk 3	GPT	Dynamic	4 TB
Disk 4	MBR	Basic	2 TB

You need to create a volume that can store up to 3 TB of user files. The solution must ensure that the user files are available if one of the disks in the volume fails.

What should you create?

- A. a mirrored volume on Disk 1 and Disk 4
- B. a mirrored volume on Disk 2 and Disk 3
- C. a RAID-5 volume on Disk 1, Disk 2, and Disk 3
- D. a spanned volume on Disk 0 and Disk 4

Correct Answer: B

Section: Volume D

Explanation

Explanation/Reference:

QUESTION 197

What should you do for server core so it can be managed from another server 2012 R2?



A. 1

- B. 2
- C. 3
- D. 4
- E. 5
- F. 6
- G. 7
- H. 8
- I. 9
- J. 10
- K. 11
- L. 12
- M. 13
- N. 14
- O. 15

Correct Answer: A

Section: Volume D

Explanation

Explanation/Reference:

Explanation:

You should join the server to the domain first. You can add workgroup servers to Server Manager on a domain joined server, however, you must first add the workgroup computer to the Trusted Hosts list using "Set-Item wsman:\localhost\Client\TrustedHostsWorkgroupServerName -Concatenate -Force"

QUESTION 198

Your network contains a Hyper-V host named Hyperv1 that runs Windows Server 2012 R2.

Hyperv1 has a virtual switch named Switch1.

You replace all of the network adapters on Hyperv1 with new network adapters that support single-root I/O virtualization (SR-IOV). You need to enable SR-IOV for all of the virtual machines on Hyperv1.

Which two actions should you perform? (Each correct answer presents part of the solution. Choose two.)

- A. On each virtual machine, modify the Advanced Features settings of the network adapter.
- B. Modify the settings of the Switch1 virtual switch.
- C. Delete, and then recreate the Switch1 virtual switch.
- D. On each virtual machine, modify the BIOS settings.

E. On each virtual machine, modify the Hardware Acceleration settings of the network adapter.

Correct Answer: CE

Section: Volume D

Explanation

Explanation/Reference:

QUESTION 199

Your network contains an Active Directory domain named contoso.com. The domain contains a member server named HVServer1. HVServer1 runs Windows Server 2012 R2 and has the Hyper-V server role installed. HVServer1 hosts two virtual machines named Server1 and Server2. Both virtual machines connect to a virtual switch named Switch1.

On Server2, you install a network monitoring application named App1.

You need to capture all of the inbound and outbound traffic to Server1 by using App1.

Which two commands should you run from Windows PowerShell? (Each correct answer presents part of the solution. Choose two.)

- A. Get-VM "Server2" | Set-VMNetworkAdapter -lovWeight 1
- B. Get-VM "Server1" | Set-VMNetworkAdapter -AllowTeaming On
- C. Get-VM "Server1" | Set-VMNetworkAdapter -PortMirroring Source
- D. Get-VM "Server2" | Set-VMNetworkAdapter -PortMirroring Destination
- E. Get-VM "Server1" | Set-VMNetworkAdapter -lovWeight 0
- F. Get-VM "Server2" | Set-VMNetworkAdapter-AllowTeaming On

Correct Answer: CD

Section: Volume D

Explanation

Explanation/Reference:

QUESTION 200

Your network contains an Active Directory domain named adatum.com. The domain contains a server named Server1 that runs Windows Server 2012 R2.

You promote Server1 to a domain controller.

You discover that the SRV records for Server1 were not added to the DNS zone of adatum.com.

You need to view which SRV records should be added by Server1.

Which file should you open?

- A. C:\Windows\System32\drivers\etc\lmhosts
- B. C:\Windows\System32\drivers\etc\hosts
- C. C:\Windows\System32\Config\Netlogon.dns
- D. C:\Windows\System32\dns\Adatum.com.dns

Correct Answer: C

Section: Volume D

Explanation

Explanation/Reference:

Reference:

<https://support.microsoft.com/en-za/help/816587/how-to-verify-that-srv-dns-records-have-been-created-for-a-domain-cont>

QUESTION 201

You work as a senior administrator at Contoso.com. The Contoso.com network consists of a single domain named Contoso.com. All servers on the Contoso.com network have Windows Server 2012 R2 installed.

You are running a training exercise for junior administrators. You are currently discussing the new VHD format called VHDX.

Which of the following is TRUE with regards to VHDX? (Choose all that apply.)

- A. It supports virtual hard disk storage capacity of up to 64 GB.
- B. It supports virtual hard disk storage capacity of up to 64 TB.
- C. It does not provide protection against data corruption during power failures.
- D. It has the ability to store custom metadata about the file that the user might want to record.

Correct Answer: BD

Section: Volume D

Explanation

Explanation/Reference:

Explanation:

The main new features of the VHDX format are:

Support for virtual hard disk storage capacity of up to 64 TB.

Protection against data corruption during power failures by logging updates to the VHDX metadata structures.

Improved alignment of the virtual hard disk format to work well on large sector disks.

The VHDX format also provides the following features:

Larger block sizes for dynamic and differencing disks, which allows these disks to attune to the needs of the workload.

A 4-KB logical sector virtual disk that allows for increased performance when used by applications and workloads that are designed for 4-KB sectors.

The ability to store custom metadata about the file that the user might want to record, such as operating system version or patches applied.

Efficiency in representing data (also known as “trim”), which results in smaller file size and allows the underlying physical storage device to reclaim unused space.

(Trim requires physical disks directly attached to a virtual machine or SCSI disks, and trim-compatible hardware).

VHDX Format – Features and Benefits VHDX format features provide features at the virtual hard disk as well as virtual hard disk file layers and is optimized to work well with modern storage hardware configurations and capabilities. At the virtual hard disk layer, benefits include the ability to represent a large virtual disk size up to 64 TB, support larger logical sector sizes for a virtual disk up to 4 KB that facilitates the conversion of 4 KB sector physical disks to virtual disks, and support large block sizes for a virtual disk up to 256 MB that enables tuning block size to match the IO patterns of the application or system for optimal performance. At the virtual hard disk file layer, the benefits include the use of a log to ensure resiliency of the VHDX file to corruptions from system power failure events and a mechanism that allows for small pieces of user generated data to be transported along with the VHDX file. On modern storage platforms, the benefits include optimal performance on host disks that have physical sector sizes larger than 512 bytes through improved data alignment and capability to use the information from the UNMAP command, sent by the application or system using the virtual hard disk, to optimize the size of the VHDX file. The format is designed so that additional features could be introduced in the future by Microsoft or extended by other parser implementations. The format provides parsers the ability to detect features in a VHDX file that a parser does not understand.

QUESTION 202

Your network contains an Active Directory domain named contoso.com. The domain contains a server named Server1. Server1 runs Windows Server 2012 R2 and has the Hyper-V server role installed.

You need to log the amount of system resources that each virtual machine uses.

What should you do?

- A. From Windows PowerShell, run the Enable-VMResourceMetering cmdlet.
- B. From Windows System Resource Manager, enable Accounting.
- C. From Windows System Resource Manager, add a resource allocation policy.
- D. From Windows PowerShell, run the Measure-VM cmdlet.

Correct Answer: A

Section: Volume D

Explanation

Explanation/Reference:

Explanation:

Enable-VMResourceMetering – The Enable-VMResourceMeteringcmdlet starts collecting resourceutilization data for a virtual machine or resource pool.

Measure-VM – The Measure-VM cmdlet reports data on processor usage, memory usage, network traffic, and disk capacity for one or more virtual machines.

QUESTION 203

You work as an administrator at Contoso.com. The Contoso.com network consists of a single domain named Contoso.com. All servers on the Contoso.com network have Windows Server 2012 R2 installed.

Contoso.com has a server, named ENSUREPASS-SR07, which has two physical disks installed. The C: drive hosts the boot partition, while the D: drive is not being used. Both disks are online.

You have received instructions to create a virtual machine on ENSUREPASS-SR07. Subsequent to creating the virtual machine, you have to connect the D: drive to the virtual machine.

Which of the following is TRUE with regards to connecting a physical disk to a virtual machine?

- A. The physical disk should not be online.
- B. The physical disk should be uninstalled and re-installed.
- C. The physical disk should be configured as a striped disk.
- D. The physical disk should be configured as a mirrored disk.

Correct Answer: A

Section: Volume D

Explanation

Explanation/Reference:

Explanation:

Your virtual machines can also be connected to physical hard disks on the virtualization server virtual hard disks. (This is sometimes referred to as having a “pass-through” disk connected to a virtual machine.)

The physical hard disk that you connect to a virtual machine can also be a network-attached disk, like a logical unit number (LUN) in a storage area network (SAN). A common example is an iSCSI LUN that has been mapped to the virtualization server by using Microsoft iSCSI Initiator. Because the virtualization server sees network-attached storage as local disks, the iSCSI LUN can be connected to a virtual machine.

The most important limitation about having a physical hard disk connected to a virtual machine is that it cannot be connected to the virtualization server or to other virtual machines at the same time. The virtual machine must have exclusive access to the physical hard disk.

Pass-through Disk Configuration Hyper-V allows virtual machines to access storage mapped directly to the Hyper-V server without requiring the volume be configured. The storage can either be a physical disk internal to the Hyper-V server or it can be a Storage Area Network (SAN) Logical Unit (LUN) mapped to the Hyper-V server. To ensure the Guest has exclusive access to the storage, it must be placed in an Offline state from the Hyper-Vserver perspective.

QUESTION 204

You have an existing Active Directory site named Site1. You create a new Active Directory site and name it Site2. You need to configure Active Directory replication between Site1 and Site2. You install a new domain controller.

You create the site link between Site1 and Site2.

What should you do next?

- A. Use the Active Directory Sites and Services console to configure a new site link bridge object.
- B. Use the Active Directory Sites and Services console to decrease the site link cost between Site1 and Site2.
- C. Use the Active Directory Sites and Services console to assign a new IP subnet to Site2. Move the new domain controller object to Site2.
- D. Use the Active Directory Sites and Services console to configure the new domain controller as a preferred bridgehead server for Site1.

Correct Answer: C

Section: Volume D

Explanation

Explanation/Reference:

Explanation:

Inter-site Replication

The process of creating a custom site link has five basic steps:

- Create the site link.
- Configure the site link's associated attributes.
- Create site link bridges.
- Configure connection objects. (This step is optional.)
- Designate a preferred bridgehead server. (This step is optional)

QUESTION 205

Your network contains a domain controller that is configured as a DNS server. The server hosts an Active Directory-integrated zone for the domain.

You need to reduce how long it takes until stale records are deleted from the zone. What should you do?

- A. From the configuration directory partition of the forest, modify the tombstone lifetime.
- B. From the configuration directory partition of the forest, modify the garbage collection interval.
- C. From the aging properties of the zone, modify the no-refresh interval and the refresh interval.
- D. From the start of authority (SOA) record of the zone, modify the refresh interval and the expire interval.

Correct Answer: C

Section: Volume D

Explanation

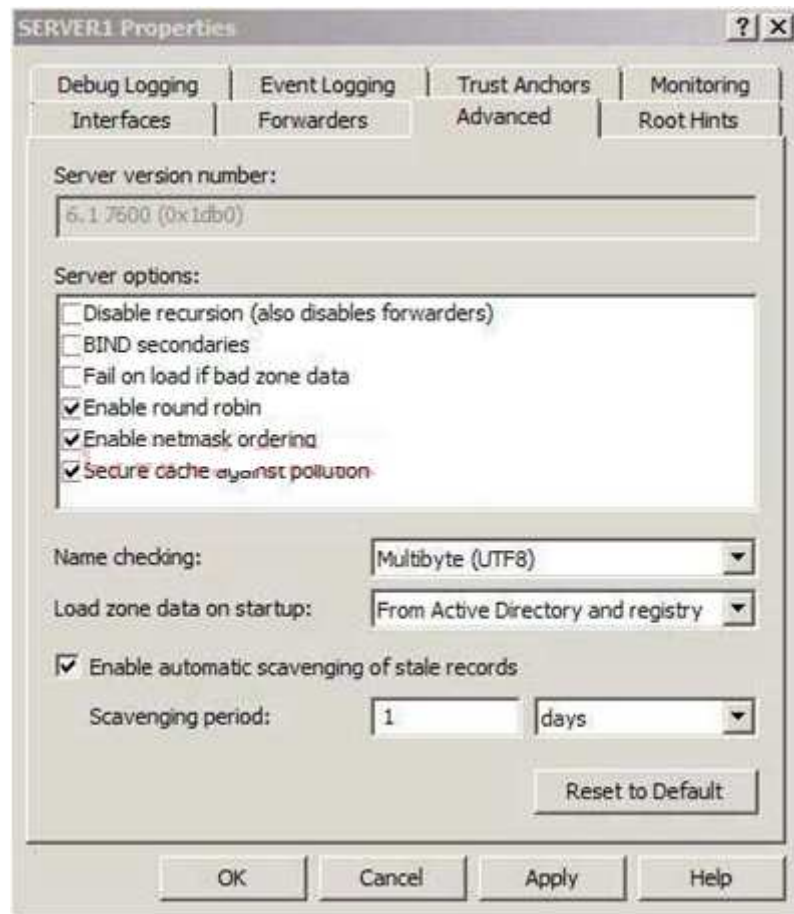
Explanation/Reference:

Explanation:

Scavenging automates the deletion of old records. When scavenging is enabled, then you should also change the no-refresh and refresh intervals of the aging properties of the zone else it may take too long for stale records to be deleted and the size of the DNS database can become large and have an adverse effect on performance.

QUESTION 206

You have an Active Directory domain named contoso.com. You have a domain controller named Server1 that is configured as a DNS server. Server1 hosts a standard primary zone for contoso.com. The DNS configuration of Server1 is shown in the exhibit.



You discover that stale resource records are not automatically removed from the contoso.com zone.

You need to ensure that the stale resource records are automatically removed from the contoso.com zone.

What should you do?

A. Set the scavenging period of Server1 to 0 days.

- B. Modify the Server Aging/Scavenging properties.
- C. Configure the aging properties for the contoso.com zone.
- D. Convert the contoso.com zone to an Active Directory-integrated zone.

Correct Answer: C

Section: Volume D

Explanation

Explanation/Reference:

Explanation:

Scavenging or aging as it is also known as automates the deletion of old records. When scavenging is disabled, these records must be deleted manually or the size of the DNS database can become large and have an adverse effect on performance. In the exhibit it shows that scavenging is enabled on Server1, thus you should configure the aging properties for the zone.

QUESTION 207

You have a server that runs Windows Server 2012 R2. The server contains the disks configured as shown in the following table.

Disk name	Partition table type	Disk storage type	Unallocated disk space
Disk 0	GPT	Dynamic	2 TB
Disk 1	MBR	Basic	4 TB
Disk 2	GPT	Dynamic	4 TB
Disk 3	GPT	Dynamic	4 TB
Disk 4	MBR	Basic	2 TB

You need to create a volume that can store up to 3 TB of user files. The solution must ensure that the user files are available if one of the disks in the volume fails. What should you create?

- A. a storage pool on Disk 2 and Disk 3
- B. a spanned volume on Disk 2 and Disk 3
- C. a mirrored volume on Disk 1 and Disk 3
- D. a mirrored volume on Disk 2 and Disk 3
- E. a RAID-5 volume on Disk 1, Disk 2, and Disk 3
- F. a storage pool on Disk 1 and Disk 3
- G. a spanned volume on Disk 0 and Disk 4
- H. a mirrored volume on Disk 1 and Disk 4

Correct Answer: D

Section: Volume D

Explanation

Explanation/Reference:

QUESTION 208

You have a server that runs Windows Server 2012 R2. The server contains the disks configured as shown in the following table.

Disk name	Partition table type	Disk storage type	Unallocated disk space
Disk 0	GPT	Dynamic	2 TB
Disk 1	MBR	Basic	4 TB
Disk 2	GPT	Dynamic	4 TB
Disk 3	GPT	Dynamic	4 TB
Disk 4	MBR	Basic	2 TB

You need to create a volume that can store up to 3 TB of user files. The solution must ensure that the user files are available if one of the disks in the volume fails. What should you create?

- A. A mirrored volume on Disk 1 and Disk 4
- B. A storage pool on Disk 2 and Disk 3
- C. A storage pool on Disk 1 and Disk 3
- D. A mirrored volume on Disk 2 and Disk 3

Correct Answer: D

Section: Volume D

Explanation

Explanation/Reference:

QUESTION 209

You perform a Server Core Installation of Windows Server 2012 R2 on a server named Server1. You need to add a graphical user interface (GUI) to Server1.

Which tool should you use?

- A. the **dism.exe** command
- B. the **Install-WindowsFeature** cmdlet
- C. the **imagex.exe** command
- D. the **setup.exe** command
- E. the **ocsetup.exe** command
- F. the **Add-WindowsPackage** cmdlet
- G. the **Install-Module** cmdlet
- H. the **Install-RoleService** cmdlet

Correct Answer: AB

Section: Volume D

Explanation

Explanation/Reference:

Explanation:

Install-WindowsFeature -Installs one or more Windows Server roles, role services, or features on either the local or a specified remote server that is running Windows Server 2012 R2. This cmdlet is equivalent to and replaces Add-WindowsFeature, the cmdlet that was used to install roles, role services, and features in Windows Server 2008 R2.

dism /online /get-features PS C:\> Install-WindowsFeature -Name Web-Server – IncludeAllSubFeature -ComputerName Server1 –WhatIf

References: <https://docs.microsoft.com/en-us/powershell/module/servermanager/install-windowsfeature?view=winserver2012r2-ps>
https://blogs.technet.microsoft.com/john_taylor/2013/01/08/convertng-from-server-2012-core-install-to-full-gui/

QUESTION 210

Your network contains an Active Directory domain named contoso.com. The domain contains a server named Server1. Server1 runs Windows Server 2012 R2 and has the Hyper-V server role installed. On Server1, you create and start a virtual machine named VM1. VM1 is configured as shown in the following table.

Setting	Configuration
Minimum RAM	2048 MB
Maximum RAM	4096 MB
Disk type	Fixed size
Disk size	100 GB

You plan to create a snapshot of VM1. You need to recommend a solution to minimize the amount of disk space used for the snapshot of VM1. What should you do before you create the snapshot?

- A. Run the Stop-VM cmdlet.
- B. Run the Convert-VHD cmdlet.
- C. Decrease the Maximum RAM
- D. Decrease the Minimum RAM.

Correct Answer: A

Section: Volume D

Explanation

Explanation/Reference:

Explanation:

What are virtual machine snapshots?

Virtual machine snapshots capture the state, data, and hardware configuration of a running virtual machine.

What are snapshots used for?

Snapshots provide a fast and easy way to revert the virtual machine to a previous state. For this reason, virtual machine snapshots are intended mainly for use in development and test environments. Having an easy way to revert a virtual machine can be very useful if you need to recreate a specific state or condition so that you can troubleshoot a problem.

There are certain circumstances in which it may make sense to use snapshots in a production environment.

For example, you can use snapshots to provide a way to revert a potentially risky operation in a production environment, such as applying an update to the software running in the virtual machine.

How are snapshots stored?

Snapshot data files are stored as .avhd files. Taking multiple snapshots can quickly consume storage space. In the first release version of Hyper-V (KB950050) and in Hyper-V in Windows Server 2008 Service Pack 2, snapshot, snapshot data files usually are located in the same folder as the virtual machine by default. In Hyper-V in Windows Server 2008 R2, the files usually are located in the same folder as the virtual hard disk. The following exceptions affect the location of the snapshot data files: If the virtual machine was imported with snapshots, they are stored in their own folder. If the virtual machine has no snapshots and you configure the virtual machine snapshot setting, all snapshots you take afterwards will be stored in the folder you specify.

<http://technet.microsoft.com/pt-pt/library/dd560637%28v=ws.10%29.aspx>

Reducing the available RAM for the VM would reduce the size of the snapshot, what better than have the machine turn off, not using any memory.

QUESTION 211

You work as an administrator at Contoso.com. The Contoso.com network consists of a single domain named Contoso.com. All servers on the Contoso.com network have Windows Server 2012 installed.

Contoso.com has a server, named ENSUREPASS-SR07, which has the AD DS, DHCP, and DNS server roles installed. Contoso.com also has a server, named ENSUREPASS-SR08, which has the DHCP, and Remote Access server roles installed. You have configured a server, which has the File and Storage Services

server role installed, to automatically acquire an IP address.

The server is named ENSUREPASS-SR09. You then create a filter on ENSUREPASS-SR07.

Which of the following is a reason for this configuration?

- A. To make sure that ENSUREPASS-SR07 issues ENSUREPASS-SR09 an IP address.
- B. To make sure that ENSUREPASS-SR07 does not issue ENSUREPASS-SR09 an IP address.
- C. To make sure that ENSUREPASS-SR09 acquires a constant IP address from ENSUREPASS-SR08 only.
- D. To make sure that ENSUREPASS-SR09 is configured with a static IP address.

Correct Answer: B

Section: Volume D

Explanation

Explanation/Reference:

QUESTION 212

You work as an administrator at Contoso.com. The Contoso.com network consists of a single domain named Contoso.com. Subsequent to deploying a Server Core Installation of Windows Server 2012 on a new Contoso.com server, you are instructed to add a graphical user interface (GUI) to the server.

You want to achieve this goal from the command prompt. Which of the following actions should you take?

- A. You should consider making use of the dism.exe command.
- B. You should consider making use of the dsquery.exe command.
- C. You should consider making use of the dsadd.exe command.
- D. You should consider making use of the dsrm.exe command.

Correct Answer: A

Section: Volume D

Explanation

Explanation/Reference:

Explanation:

- A. Deployment Image Servicing and Management (DISM)
- B. dsquery Queries the directory by using search criteria that you specify.
- C. dsadd Adds specific types of objects to the directory.
- D. dsrm Deletes an object of a specific type or any general object from the directory.

The Deployment Image Servicing and Management (DISM) tool replaces the pkgmgr, PEImg, and IntlCfg tools that are being retired in Windows 7. DISM provides a single centralized tool for performing all of the functions of these three tools in a more efficient and standardized way, eliminating the source of many of the frustrations experienced by current users of these tools.

Dism /online /enable-feature /featurename:Server-Gui-Mgmt /featurename:Server-Gui-Shell /featurename:ServerCore-FullServer

QUESTION 213

Your network contains an Active Directory forest that contains two domains. The forest contains five domain controllers. The domain controllers are configured as shown in the following table.

Domain controller name	Domain	Global catalog server
DC1	Contoso.com	Yes
DC2	Contoso.com	Yes
DC3	Eu.contoso.com	No
DC4	Eu.contoso.com	No
DC5	Eu.contoso.com	No

You need to configure DC5 as a global catalog server. Which tool should you use?

- A. Active Directory Domains and Trusts
- B. Active Directory Users and Computers
- C. Active Directory Administrative Center
- D. Active Directory Sites and Services

Correct Answer: D

Section: Volume D

Explanation

Explanation/Reference:

Explanation:

If you have more than one domain in your forest and you have a significant user population in a site, you can optimize the speed and efficiency of domain logons and directory searches by adding a global catalog server to the site. If you have a single-domain forest, global catalog servers are not required for logons, but directory searches are directed to the global catalog. In this case, you can enable the global catalog on all domain controllers for faster directory searches. You can use the same user interface (UI) in the Active Directory Sites and Services snap-in to add or remove the global catalog. Enabling the global catalog can cause additional replication traffic. However, global catalog removal occurs gradually in the background and does not affect replication or performance. Membership in the Enterprise Admins group in the forest or the Domain Admins group in the forest root domain, or equivalent, is the minimum required to complete this procedure.

To add or remove the global catalog Open Active Directory Sites and Services.

To open Active Directory Sites and Services, click Start, click Administrative Tools, and then click Active Directory Sites and Services.

To open Active Directory Sites and Services in Windows Server 2012, click Start , type dssite.msc. In the console tree, click the server object to which you want to add the global catalog or from which you want to remove the global catalog.

Where?

Active Directory Sites and Services\Sites\SiteName\Servers In the details pane, right-click NTDS Settings of the selected server object, and then click Properties. Select the Global Catalog check box to add the global catalog, or clear the check box to remove the global catalog.

Global catalog servers and sites.

To optimize network performance in a multiple-site environment, consider adding global catalog servers in sites according to the needs in the sites for fast search responses and domain logons. It is recommended to make all domain controllers be global catalog servers if possible. In a single-site, multiple-domain environment, a single global catalog server is usually sufficient to cover common Active Directory queries and logons.

QUESTION 214

You work as an administrator at Contoso.com. The Contoso.com network consists of a single domain named Contoso.com. All servers on the Contoso.com network have Windows Server 2012 installed.

You have received instructions to install the Remote Desktop Services server role on a server, named ENSUREPASS-SR07. You want to achieve this remotely from a server, named ENSUREPASS-SR06.

Which of the following actions should you take?

- A. You should consider accessing the Server Manager console on ENSUREPASS-SR07.
- B. You should consider accessing the Server Manager console on ENSUREPASS-SR06.
- C. You should consider accessing the TS Manager console on ENSUREPASS-SR07
- D. You should consider accessing the TS Manager console on ENSUREPASS-SR06.

Correct Answer: B

Section: Volume D

Explanation

Explanation/Reference:

QUESTION 215

Your network contains an Active Directory domain named contoso.com. The domain contains a server named Server1. Server1 runs Windows Server 2012 R2. You need to create 3-TB virtual hard disk (VHD) on Server1.

Which tool should you use?

- A. File Server Resource Manager (FSRM)
- B. New-StoragePool
- C. Diskpart

D. Share and Storage Management

Correct Answer: C

Section: Volume D

Explanation

Explanation/Reference:

Explanation:

You can create a VHD from either the Disk Management snap-in or the command line (diskpart).

From the DiskPart command-line tool at an elevated command prompt, run the create vdisk command and specify the file (to name the file) and maximum (to set the maximum size in megabytes) parameters. The following code demonstrates how to create a VHD file at C:\vdisks\disk1.vdh with a maximum file size of 16 GB (or 16,000 MB).

DiskPart

Microsoft DiskPart version 6.1.7100

Copyright (C) 1999-2008 Microsoft Corporation.

On computer: WIN7

DISKPART> create vdisk file="C:\vdisks\disk1.vhd" maximum=16000

QUESTION 216

You work as an administrator at Contoso.com. The Contoso.com network consists of a single domain named Contoso.com. All servers on the Contoso.com network have Windows Server 2012 installed.

You are in the process of installing a Server Core installation of Windows Server 2012 on a new Contoso.com server, named ENSUREPASS-SR13.

Which of the following is TRUE with regards to an installing a Server Core installation of Windows Server 2012? (Choose all that apply.)

- A. The Server Graphical Shell is installed, but not enabled.
- B. Server roles can be configured locally via the command prompt using Windows PowerShell.
- C. Server roles can be configured locally via Server Manager.
- D. You are able to access the Microsoft Management Console locally.
- E. The Desktop Experience is not available.

Correct Answer: BE

Section: Volume D

Explanation

Explanation/Reference:

Explanation:

Server Core is a minimal server installation option for computers running on the operating system. Server Core provides a low-maintenance server environment with limited functionality.

The minimal nature of Server Core creates limitations:

- There is no Windows shell and very limited GUI functionality. The Server Core interface is a command prompt with PowerShell support.
- There is limited MSI support (unattended mode only).
- Server Graphical Shell is not installed.
- Microsoft Management Console: not available locally.
- Desktop Experience: not available.

QUESTION 217

You work as an administrator at Contoso.com. The Contoso.com network consists of a single domain named Contoso.com. All servers on the Contoso.com network have Windows Server 2012 R2 installed.

You have received instructions to convert a basic disk to a GPT disk.

Which of the following is TRUE with regards to GPT disks? (Choose all that apply.)

- A. To convert a basic disk to a GPT disk, the disk must not contain any partitions or volumes.
- B. You can convert a basic disk to a GPT disk, regardless of partitions or volumes.
- C. GPT is required for disks larger than 2 TB.
- D. GPT is required for disks smaller than 2 TB.
- E. The GPT partition style can be used on removable media.
- F. GPT disks make use of the standard BIOS partition table.

Correct Answer: AC

Section: Volume D

Explanation

Explanation/Reference:

Explanation:

A. For a drive to be eligible for conversion to dynamic, all basic data partitions on the drive must be contiguous.

C. GPT allows a much larger partition size greater than 2 terabytes (TB) D. 2 terabytes is the limit for MBR disks.

E. Dynamic disks are not supported on portable computers, removable disks, detachable disks that use USB or IEEE 1394 interfaces.

F. Windows only supports booting from a GPT disk on systems that contain Unified Extensible Firmware Interface (UEFI) boot firmware.

Master boot record (MBR) disks use the standard BIOS partition table. GUID partition table (GPT) disks use unified extensible firmware interface (UEFI). One advantage of GPT disks is that you can have more than four partitions on each disk. GPT is also required for disks larger than 2 terabytes. Portable computers and removable media.

Dynamic disks are not supported on portable computers, removable disks, detachable disks that use Universal Serial Bus (USB) or IEEE 1394 (also called FireWire) interfaces, or on disks connected to shared SCSI buses. If you are using a portable computer and right-click a disk in the graphical or list view in Disk Management, you will not see the option to convert the disk to dynamic.

Dynamic disks are a separate form of volume management that allows volumes to have noncontiguous extents on one or more physical disks. Dynamic disks and volumes rely on the Logical Disk Manager (LDM) and Virtual Disk Service (VDS) and their associated features. These features enable you to perform tasks such as converting basic disks into dynamic disks, and creating fault-tolerant volumes. To encourage the use of dynamic disks, multi-partition volume support was removed

from basic disks, and is now exclusively supported on dynamic disks. GPT disks can be converted to MBR disks only if all existing partitioning is first deleted, with associated loss of data.

Q. What happens when a basic disk is converted to dynamic?

A. For a drive to be eligible for conversion to dynamic, all basic data partitions on the drive must be contiguous.

If other unrecognized partitions separate basic data partitions, the disk cannot be converted. This is one of the reasons that the MSR must be created before any basic data partitions. The first step in conversion is to separate a portion of the MSR to create the configuration database partition. All non-bootable basic partitions are then combined into a single data container partition. Boot partitions are retained as separate data container partitions. This is analogous to conversion of primary partitions.

Windows XP and later versions of the Windows operating system differs from Windows 2000 in that basic and extended partitions are preferentially converted to a single 0x42 partition, rather than being retained as multiple distinct 0x42 partitions as on Windows 2000.

QUESTION 218

A company has a forest with 4 sites. Subnets are as follows:

- Main Office 172.16.1.0 Subnet: 255.255.255.0 Gateway 172.16.1.254
- Site1 192.168.12.0 Subnet: 255.255.255.0
- Site 2 192.168.13.0 Subnet: 255.255.255.0
- Site 3 192.168.14.0 Subnet: 255.255.255.0
- Site 4 192.168.15.0 Subnet: 255.255.255.0

You add a new server to the Main Office and it needs to be able to communicate to all sites.
Which route command would you run?

- A. route add -p 192.168.8.0 netmask 255.255.252.0 172.16.1.254
- B. route add -p 192.168.0.0 netmask 255.255.248.0 172.16.1.254
- C. route add -p 192.168.12.0 netmask 255.255.252.0 172.16.1.254
- D. route add -p 192.168.12.0 netmask 255.255.240.0 172.16.1.254

Correct Answer: C

Section: Volume D

Explanation

Explanation/Reference:

QUESTION 219

Server 1 and Server2 host a load-balanced Application pool named AppPool1.

You need to ensure that AppPool1 uses a group Managed Service Account as its identity.

Which 3 actions should you perform?

- A. Install a domain controller that runs Windows Server 2012 R2, Run the New-ADServiceAccountcmdlet, Modify the settings of AppPool1.

- B. Configure the Security settings of the contoso.com zone.
- C. Add a second legacy network adapter, and then run the Set-VMNetwork Adaptercmdlet.
- D. From Windows Powershell, run Get-DNS ServerDiagnostics.

Correct Answer: A

Section: Volume D

Explanation

Explanation/Reference:

Explanation:

For the application pool to use a group Managed Service account as its identity you will have to make sure that there is a domain controller where you can add the account and then modify the application pool accordingly.

Thus you should use the New- ADService Account on the domain controller that will create a new Active Directory service account.

QUESTION 220

You run a Windows 2012 R2 Hyper-V Role Server, you need to shrink the size of files.vhd.

Which PowerShell cmdlet option you should run first?

- A. Dismount-VHD
- B. Mount-VHD
- C. Resize-VHD
- D. Convert-VHD

Correct Answer: D

Section: Volume D

Explanation

Explanation/Reference:

QUESTION 221

A laptop with server 2012 R2 OS, you need to ensure that server 2012 R2 can use wireless network adapter.

What should you do first?

- A. use server manager to install the Wireless Lan Service Role
- B. use server manager to install the Wireless Network Role
- C. use server manager to install the Wireless Lan Service Feature

D. use server manager to install the Wireless Network Feature

Correct Answer: C

Section: Volume D

Explanation

Explanation/Reference:

QUESTION 222

You run a Windows 2012 R2 Hyper-V Role Server, you need to shrink the size of files.vhd (200GB).

Using the Edit Virtual Disk Wizard what option should you choose?

- A. Compact
- B. Shrink
- C. Resize
- D. Convert

Correct Answer: D

Section: Volume D

Explanation

Explanation/Reference:

Explanation:

After converting a dynamically expanding VHD to the VHDX format, a new Shrink menu option becomes available in the Hyper-V UI as shown. VHDX format VHDs only expose the Shrink option when there is free space in the VHDX file to reclaim.

QUESTION 223

You work as an administrator at ABC.com. The ABC.com network consists of a single domain named ABC.com. All servers in the ABC.com domain, including domain controllers, have Windows Server 2012 R2 installed.

ABC.com's user accounts are located in an organizational unit (OU), named ABCStaff. ABC.com's managers belong to a group, named ABCManagers.

You have been instructed to create a new Group Policy object (GPO) that should be linked to the ABCStaffOU, but not affect ABC.com's managers.

Which of the following actions should you take?

- A. You should consider removing the user accounts of the managers from the ABCStaff OU.
- B. You should consider configuring the new GPO's WMI filter.

- C. You should consider adding the user accounts of ABC.com's managers to the Admins group.
- D. You should consider adding the user accounts of ABC.com's managers to the local Administrators group.

Correct Answer: B

Section: Volume D

Explanation

Explanation/Reference:

QUESTION 224

You work as a senior administrator at ABC.com. The ABC.com network consists of a single domain named ABC.com. All servers on the ABC.com network have Windows Server 2012 R2 installed.

You are running a training exercise for junior administrators. You are currently discussing storage pools.

Which of the following are TRUE with regards to storage pools?

- A. It allows you to group physical disks into one or more containers.
- B. It prevents you from grouping physical disks into one or more containers.
- C. It allows you to easily add storage with minor impact on users.
- D. It allows you to easily add storage without impacting users.

Correct Answer: AD

Section: Volume D

Explanation

Explanation/Reference:

QUESTION 225

Your network contains two Active Directory forests named contoso.com and adatum.com. All servers run Windows Server 2012 R2.

A one-way external trust exists between contoso.com and adatum.com.

Adatum.com contains a universal group named Group1. You need to prevent Group1 from being used to provide access to the resources in contoso.com.

What should you do?

- A. Modify the Managed By settings of Group1.
- B. Modify the Allowed to Authenticate permissions in adatum.com.

- C. Change the type of Group1 to distribution.
- D. Modify the name of Group1.

Correct Answer: B

Section: Volume D

Explanation

Explanation/Reference:

Explanation:

* Accounts that require access to the customer Active Directory will be granted a special right called Allowed to Authenticate. This right is then applied to computer objects (Active Directory domain controllers and AD RMS servers) within the customer Active Directory to which the account needs access.

* For users in a trusted Windows Server 2008 or Windows Server 2003 domain or forest to be able to access resources in a trusting Windows Server 2008 or Windows Server 2003 domain or forest where the trust authentication setting has been set to selective authentication, each user must be explicitly granted the Allowed to Authenticate permission on the security descriptor of the computer objects (resource computers) that reside in the trusting domain or forest.

QUESTION 226

Your company has a main office and four branch offices. The main office contains a server named Server1 that runs Windows Server 2012 R2. The IP configuration of each office is configured as shown in the following table.

Office name	Network ID	Router address
Main	172.16.0.0/12	172.31.255.254
Branch1	192.168.12.0/24	192.168.12.254
Branch2	192.168.13.0/24	192.168.13.254
Branch3	192.168.14.0/24	192.168.14.254
Branch4	192.168.15.0/24	192.168.15.254

You need to add a single static route on Server1 to ensure that Server1 can communicate with the hosts on all of the subnets.

Which command should you run?

- A. route.exe add -p 192.168.0.0 mask 255.255.248.0 172.31.255.254
- B. route.exe add -p 192.168.12.0 mask 255.255.252.0 172.31.255.254
- C. route.exe add -p 192.168.8.0 mask 255.255.252.0 172.31.255.254
- D. route.exe add -p 192.168.12.0 mask 255.255.255.0 172.31.255.254

Correct Answer: B

Section: Volume D**Explanation****Explanation/Reference:****QUESTION 227**

You work as an administrator at Contoso.com. The Contoso.com network consists of a single domain named Contoso.com. All servers in the Contoso.com domain, including domain controllers, have Windows Server 2012 R2 installed.

You have created and linked a new Group Policy object (GPO) to an organizational unit (OU), named ENSUREPASSServ, which host the computer accounts for servers in the Contoso.com domain.

You have been tasked with adding a group to a local group on all servers in the Contoso.com domain. This group should not, however, be removed from the local group.

Which of the following actions should you take?

- A. You should consider adding a restricted group.
- B. You should consider adding a global group.
- C. You should consider adding a user group.
- D. You should consider adding a server group.

Correct Answer: A

Section: Volume D**Explanation****Explanation/Reference:**

Explanation:

Restricted groups in Group policies are a simple way of delegating permissions or group membership centrally to any domain computer or server. Using restricted groups it is easier to enforce the lowest possible permissions to any given account.

Computer Configuration\Windows Settings\Security Settings\Restricted Groups

Restricted groups allow an administrator to define two properties for security-sensitive groups (that is, "restricted" groups). The two properties are Members and Member Of .

The Members list defines who should and should not belong to the restricted group.

The Member Of list specifies which other groups the restricted group should belong to. When a restricted Group Policy is enforced, any current member of a restricted group that is not on the Members list is removed.

QUESTION 228

You have a server named Server1. Server1 runs a Server Core installation of Windows Server 2012 R2. The local area connection on Server1 has the following configuration:

- IP address: 10.1.1.1
- Subnet mask: 255.255.240.0
- Default gateway: 10.1.1.254
- Preferred DNS server: <none>

The network contains a DNS server that has an IPv4 address of 10.1.1.200. You need to configure Server1 to use 10.1.1.200 as the preferred DNS server. The solution must not change any other settings on Server1.

Which command should you run?

- A. sconfig.cmd
- B. net.exe
- C. Set-NetIPInterface
- D. netsh.exe

Correct Answer: A

Section: Volume D

Explanation

Explanation/Reference:

Explanation:

In Windows Server 2012 R2, you can use the Server Configuration tool (Sconfig.cmd) to configure and manage several common aspects of Server Core installations.

Network settings

You can configure the IP address to be assigned automatically by a DHCP Server or you can assign a static IP address manually. This option allows you to configure DNS Server settings for the server as well.

QUESTION 229

Your network contains 10 subnets. Each subnet contains 10 servers that run Windows Server 2012 R2.

You plan to assign IPv6 addresses to all of the servers. The solution must ensure that the servers can connect to other servers in remote subnets. The IPv6 addresses will not be routed on the Internet.

You need to identify a valid prefix to use for the IPv6 addresses.

Which prefix should you identify?

- A. Fd00::
- B. 2002::

C. Fec0::

D. ::1

Correct Answer: C

Section: Volume E

Explanation

Explanation/Reference:

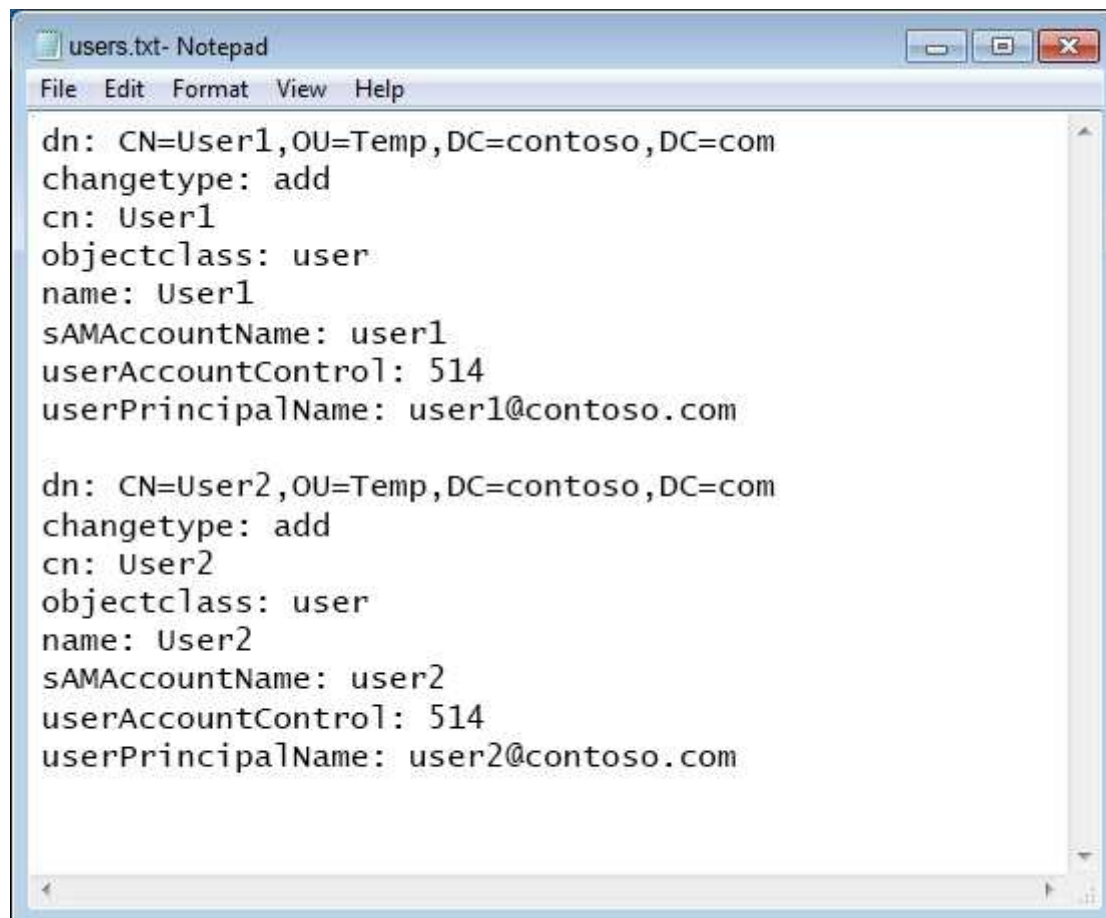
References:

<https://4sysops.com/archives/ipv6-tutorial-part-6-site-local-addresses-and-link-local-addresses/>

QUESTION 230

Your network contains an Active Directory domain named contoso.com.

An administrator provides you with a file that contains the information to create user accounts for 200 temporary employees. The file is shown in the exhibit. (Click the Exhibit button.)



```
users.txt - Notepad
File Edit Format View Help

dn: CN=User1,OU=Temp,DC=contoso,DC=com
changetype: add
cn: User1
objectclass: user
name: User1
sAMAccountName: user1
userAccountControl: 514
userPrincipalName: user1@contoso.com

dn: CN=User2,OU=Temp,DC=contoso,DC=com
changetype: add
cn: User2
objectclass: user
name: User2
sAMAccountName: user2
userAccountControl: 514
userPrincipalName: user2@contoso.com
```

You need to automate the creation of the user accounts. You must achieve this goal by using the minimum amount of administrative effort.

Which tool should you use?

- A. Ldifde
- B. Csvde
- C. Dsadd
- D. Net user

Correct Answer: A
Section: Volume E
Explanation

Explanation/Reference:

Explanation:

If you have data about your users, computers or contacts in a text file, then CSVDE or LDIFDE can create the corresponding account in Active Directory. However, CSVDE requires a comma-delimited file with the LDAP fields in the first row, followed by rows of account data.

Reference:

<http://www.allinterview.com/showanswers/114800/whats-the-difference-between-ldifde-and-csvde-usage-considerations.html>

QUESTION 231

Your network contains 10 subnets. Each subnet contains 10 servers that run Windows Server 2012 R2.

You plan to assign IPv6 addresses to all of the servers. The solution must ensure that the servers can connect to other servers in remote subnets. The IPv6 addresses will not be routed on the Internet.

You need to identify a valid prefix to use for the IPv6 addresses.

Which prefix should you identify?

- A. 2002:
- B. ::1
- C. 3ffe::
- D. fd00::

Correct Answer: C
Section: Volume E
Explanation

Explanation/Reference:

Reference:

<https://en.wikipedia.org/wiki/6bone>

QUESTION 232

You work as an administrator at Contoso.com. The Contoso.com network consists of a single domain named Contoso.com. All servers in the Contoso.com domain, including domain controllers, have Windows Server 2012 R2 installed.

When you recently added new workstations to the Contoso.com manually, you found that the computer accounts were created in the default container.

You want to make sure that the default container for newly created computers is redirected to a specified, target organizational unit (OU).

Which of the following actions should you take?

- A. You should consider making use of the replace.exe command-line tool.
- B. You should consider making use of the redircmp.exe command-line tool.
- C. You should consider making use of the redirusr.exe command-line tool.
- D. You should consider making use of the rexec.exe command-line tool.

Correct Answer: B

Section: Volume E

Explanation

Explanation/Reference:

Explanation:

redircmp.exe redirects the default container for newly created computers to a specified, target organizational unit (OU) so that newly created computer objects are created in the specific target OU instead of in CN=Computers.

```
Administrator: Command Prompt
C:\>redircmp OU=New-Computers,OU=PC,DC=adv2,DC=se
Redirection was successful.
C:\>
```

```
Administrator: Windows PowerShell
Windows PowerShell
Copyright (C) 2012 Microsoft Corporation. All rights reserved.

PS C:\Windows\system32> redircmp "OU=_WDS,OU=NOTCREATIVE OU,DC=NOTCREATIVE,DC=internal"
Redirection was successful.
PS C:\Windows\system32>
```

☒ Enable automatic scavenging of stale records

Scavenging period: days

QUESTION 233

You work as an administrator at Contoso.com. The Contoso.com network consists of a single domain named Contoso.com.

Contoso.com has a Windows Server 2012 R2 domain controller, named ENSUREPASS-DC01, which has the Domain Naming master and the Schema master roles installed. Contoso.com also has a Windows Server 2008 R2 domain controller, named ENSUREPASS-DC02, which has the PDC Emulator, RID master, and Infrastructure master roles installed.

You have deployed a new Windows Server 2012 server, which belongs to a workgroup, in Contoso.com's perimeter network.

You then executed the djoin.exe command.

Which of the following is the purpose of the djoin.exe command?

- A. It sets up a computer account in a domain and requests an offline domain join when a computer restarts.
- B. It sets up a user account in a domain and requests an online domain join when a computer restarts.
- C. It sets up a computer account in a domain and requests an offline domain join immediately.
- D. It sets up a computer account in a domain and requests an online domain join immediately.

Correct Answer: A

Section: Volume E

Explanation

Explanation/Reference:

QUESTION 234

You work as an administrator at Contoso.com. The Contoso.com network consists of a single domain named Contoso.com. All servers in the Contoso.com domain have Windows Server 2012 R2 installed, while domain controllers have Windows Server 2008 R2 installed.

You are then tasked with deploying a new Windows Server 2012 R2 domain controller. You are preparing to install the DNS Server role, and enable the global catalog server option.

Which of the following actions should you take?

- A. You should consider making use of Server Manager.
- B. You should consider making use of the Active Directory Installation Wizard.
- C. You should consider making use of the DHCP Installation Wizard
- D. You should consider making use of TS Manager

Correct Answer: A

Section: Volume E

Explanation

Explanation/Reference:

QUESTION 235

You work as an administrator at Contoso.com. The Contoso.com network consists of a single domain named Contoso.com. All servers in the Contoso.com domain have Windows Server 2012 R2 installed.

You have logged on to a server, named ENSUREPASS-SR07, and would like to obtain the IP configurations of a server, named ENSUREPASS-SR13.

Which of the following actions should you take?

- A. You should consider making use of the Winrs.exe command.
- B. You should consider making use of the Winsat.exe command.
- C. You should consider making use of the Winpop.exe command.
- D. You should consider making use of the Dsrms.exe command.

Correct Answer: A

Section: Volume E

Explanation

Explanation/Reference:

QUESTION 236

You work as an administrator at Contoso.com. The Contoso.com network consists of a single domain named Contoso.com. All servers on the Contoso.com network have Windows Server 2012 R2 installed. You have been instructed to make sure that a server, named ENSUREPASS-SR07, is configured to be managed remotely from ENSUREPASS-SR01 using Server Manager.

Which of the following is not a valid option to take? (Choose all that apply.)

- A. You could access the server manager on ENSUREPASS-SR07.
- B. You could access the server manager on ENSUREPASS-SR13.
- C. You could run the %windir%\system32\Configure-SMRemoting.exe from an elevated command prompt on ENSUREPASS-SR13.
- D. You could run the Configure-SMRemoting.exe – enable cmdlet on ENSUREPASS-SR07.

Correct Answer: BC

Section: Volume E

Explanation

Explanation/Reference:

QUESTION 237

You work as an administrator at Contoso.com. The Contoso.com network consists of a single domain named Contoso.com. All servers on the Contoso.com network have Windows Server 2008 R2 installed.

Most of the Contoso.com servers have 64 – bit CPU's installed, while the rest have 32 – bit CPU's installed. You are informed that Contoso.com wants to deploy

Windows Server 2012 R2 on all their servers.

You need to make recommendations to ensure that this is possible.

Which of the following would you recommend?

- A. You should inform Contoso.com that the deployment can proceed without any changes.
- B. You should inform Contoso.com that the servers with 32 bit CPU's must be upgraded to include 64 bit CPU's for the deployment to proceed.
- C. You should inform Contoso.com that the servers with 64 bit CPU's must be upgraded to include 32 bit CPU's for the deployment to proceed.
- D. You should inform Contoso.com that the deployment is not in any way possible.

Correct Answer: B

Section: Volume E

Explanation

Explanation/Reference:

Explanation:

Windows Server 2012 is a 64-bit only operating system.

Minimum: 1.4 GHz 64-bit processor

QUESTION 238

You work as an administrator at Contoso.com. The Contoso.com network consists of a single domain named Contoso.com. All servers on the Contoso.com network have Windows Server 2012 installed.

Contoso.com has its headquarters in London, and several widespread satellite offices. When Contoso.com releases a new written policy stating that the graphical user interface (GUI) should not be installed on any servers deployed to Contoso.com's satellite offices.

It is reported that a server in one of the satellite offices are not compliant with the new written policy.

You are required to remedy the situation, while using the least amount of user interaction.

Which of the following actions should you take?

- A. You should consider uninstalling the User Interfaces and Infrastructure feature using a PowerShell cmdlet.
- B. You should consider uninstalling the User Interfaces and Infrastructure feature via TS Manager.
- C. You should consider uninstalling the User Interfaces and Infrastructure feature via Server Manager.
- D. You should consider uninstalling the User Interfaces and Infrastructure feature using the Dism.exe command from the command prompt.

Correct Answer: C

Section: Volume E

Explanation

Explanation/Reference:

Explanation:

Although you could utilize a PowerShell cmdlet, it would require you to either log on to the remote machine to enable PowerShell remoting first (or to use the local PowerShell console). Using Server Manager, you could just add the server (if it wasn't already added) and use the "Remove Roles and Features" applet.

QUESTION 239

You work as an administrator at Contoso.com. The Contoso.com network consists of a single domain named Contoso.com. All servers in the Contoso.com domain, including domain controllers, have Windows Server 2012 installed.

Contoso.com has a server, named ENSUREPASS-SR07, which has four network adapters. Contoso.com has two SR07's network adapters are connected to the one LAN, local area networks (LANs). Two of ENSUREPASS – while the other two are connected to the other LAN.

You are required to configure one of the network adapter pairs into a network adapter team.

Which of the following actions should you take?

- A. You should consider accessing the Group Policy Management Console (GPMC) on ENSUREPASS-SR07.
- B. You should consider accessing the TS Manager console on ENSUREPASS-SR07.
- C. You should consider accessing the Server Manager console on ENSUREPASS-SR07.
- D. You should consider accessing the Remote Desktop Gateway Manager console on ENSUREPASS-SR07.

Correct Answer: C

Section: Volume E

Explanation

Explanation/Reference:

QUESTION 240

You work as an administrator at Contoso.com. The Contoso.com network consists of a single domain named Contoso.com. All servers on the Contoso.com network have Windows Server 2012 installed.

A server named, ENSUREPASS-SR13, has a Server Core Installation of Windows Server 2012 installed.

You are instructed to convert ENSUREPASS-SR13's installation to a Server with GUI installation.

You want to use a Windows PowerShell cmdlet that uses Windows Update as a source.

Which of the following actions should you take?

- A. You should consider making use of the Install-WindowsFeature Server-Gui-Mgmt-Infra, Server-Gui-Shell - Restart cmdlet.
- B. You should consider making use of the Install-WindowsFeature Server-Gui-Mgmt-Infra, Server-Gui-Shell - Restart -Source c:\mountdir\windows\winsxs cmdlet.
- C. You should consider making use of the Uninstall-WindowsFeature Server-Gui-Shell-Remove cmdlet.
- D. You should consider making use of the Set-ExecutionPolicy cmdlet.

Correct Answer: A

Section: Volume E

Explanation

Explanation/Reference:

Explanation:

The default installation source is Windows Update (provided that the server is connected to the internet).

The Full GUI Server Interface provides you with the full GUI of Windows Server 2012 R2.

PowerShell Command: Install-WindowsFeature Server-Gui-Mgmt-Infra, Server-Gui-Shell.

When it's done, we will need to restart our server by using the Shutdown command:

shutdown -r -t 0.

QUESTION 241

You work as a senior administrator at Contoso.com. The Contoso.com network consists of a single domain named Contoso.com. All servers on the Contoso.com network have Windows Server 2012 installed.

You are running a training exercise for junior administrators. You are currently discussing spanned volumes.

Which of the following is TRUE with regards to spanned volumes? (Choose all that apply.)

- A. Spanned volumes do not provide fault tolerance.
- B. Spanned volumes are a fault tolerant solution.
- C. You can extend a spanned volume onto a maximum of 16 dynamic disks.
- D. You cannot create a spanned volume using a system volume or boot volume.

Correct Answer: AD

Section: Volume E

Explanation

Explanation/Reference:

Explanation:

A spanned volume is a dynamic volume consisting of disk space on more than one physical disk. If a simple volume is not a system volume or boot volume, you can extend it across additional disks (up to 32 total) to create a spanned volume, or you can create a spanned volume in unallocated space on a dynamic disk.

You need at least two dynamic disks in addition to the startup disk to create a spanned volume. You can extend a spanned volume onto a maximum of 32 dynamic

disks.
Spanned volumes are not fault tolerant.

QUESTION 242

You work as an administrator at Contoso.com. The Contoso.com network consists of a single domain named Contoso.com. All servers in the Contoso.com domain, including domain controllers, have Windows Server 2012 R2 installed.

You have been instructed to add a new domain controller to Contoso.com's existing environment.

Which of the following actions should you take?

- A. You should consider making use of Server Manager.
- B. You should consider making use of Authorization Manager.
- C. You should consider making use of Remote Desktop Gateway Manager.
- D. You should consider making use of Network Load Balancing Manager.

Correct Answer: A

Section: Volume E

Explanation

Explanation/Reference:

QUESTION 243

You work as an administrator at Contoso.com. The Contoso.com network consists of a single domain named Contoso.com. All servers in the Contoso.com domain, including domain controllers, have Windows Server 2012 installed.

You have been instructed to modify an Active Directory computer object.

Which of the following actions should you take?

- A. You should consider making use of the Get-ADComputer Windows PowerShell cmdlet.
- B. You should consider making use of the Set-ADComputer Windows PowerShell cmdlet
- C. You should consider making use of the New-ADComputer Windows PowerShell cmdlet
- D. You should consider making use of the Get-ADComputerServiceAccount Windows PowerShell cmdlet

Correct Answer: B

Section: Volume E

Explanation

Explanation/Reference:

Explanation:

Set-ADComputer – Modifies an Active Directory computer object.

QUESTION 244

You work as an administrator at Contoso.com. The Contoso.com network consists of an Active Directory forest that contains a root domain, named Contoso.com, and two child domains, named us.Contoso.com and uk.Contoso.com. All servers on the Contoso.com network have Windows Server 2012 R2 installed.

The root domain hosts a domain local distribution group, named ENSUREPASSGroup. You are preparing to issue ENSUREPASSGroup read-only access to a shared folder hosted by the us.Contoso.com domain.

You want to make sure that ENSUREPASSGroup is able to access the shared folder in the us.Contoso.com domain.

Which of the following actions should you take?

- A. You should consider re-configuring ENSUREPASSGroup as a universal Admins group.
- B. You should consider re-configuring ENSUREPASSGroup as a universal security group.
- C. You should consider re-configuring ENSUREPASSGroup as a global administrators group.
- D. You should consider re-configuring ENSUREPASSGroup as a local administrators group.

Correct Answer: B

Section: Volume E

Explanation

Explanation/Reference:

QUESTION 245

You work as an administrator at Contoso.com. The Contoso.com network consists of a single domain named Contoso.com.

Contoso.com has a domain controller, named ENSUREPASS-DC01, which has Windows Server 2012 R2 installed. Another Contoso.com domain controller, named ENSUREPASS-DC02, has Windows Server 2008 R2 installed.

You have deployed a server, named ENSUREPASS-SR15, on Contoso.com's perimeter network. ENSUREPASSSR15 is running a Server Core Installation of Windows Server 2012 R2.

You have been instructed to make sure that ENSUREPASS-SR15 is part of the Contoso.com domain.

Which of the following actions should you take?

- A. You should consider making use of Set-Computer Windows PowerShell cmdlet on ENSUREPASS-SR15.

- B. You should consider making use of Get-Computer Windows PowerShell cmdlet on ENSUREPASS-SR15.
- C. You should consider making use of Test-Computer Windows PowerShell cmdlet on ENSUREPASS-SR15.
- D. You should consider making use of Add-Computer Windows PowerShell cmdlet on ENSUREPASS-SR15.

Correct Answer: D

Section: Volume E

Explanation

Explanation/Reference:

Explanation:

Add-Computer – Add the local computer to a domain or workgroup.

QUESTION 246

You work as an administrator at Contoso.com. The Contoso.com network consists of two Active Directory forests, named Contoso.com and test.com. There is no trust relationship configured between the forests.

A backup of Group Policy object (GPO) from the test.com domain is stored on a domain controller in the Contoso.com domain.

You are informed that a GPO must be created in the Contoso.com domain, and must be based on the settings of the GPO in the test.com domain.

You start by creating the new GPO using the New-GPO Windows PowerShell cmdlet. You want to complete the task via a Windows PowerShell cmdlet.

Which of the following actions should you take?

- A. You should consider making use of the Invoke-GPUUpdate Windows PowerShell cmdlet.
- B. You should consider making use of the Copy-GPO Windows PowerShell cmdlet.
- C. You should consider making use of the New-GPLink Windows PowerShell cmdlet.
- D. You should consider making use of the Import-GPO Windows PowerShell cmdlet.

Correct Answer: D

Section: Volume E

Explanation

Explanation/Reference:

Explanation:

Import-GPO -Imports the Group Policy settings from a backed-up GPO into a specified GPO.

QUESTION 247

You work as an administrator at Contoso.com. The Contoso.com network consists of a single domain named Contoso.com. All servers in the Contoso.com domain, including domain controllers, have Windows Server 2012 R2 installed.

Contoso.com has a server, named ENSUREPASS-SR15, which is configured as a file server.

You have received instructions to make sure that a user, named Mia Hamm, has the ability to generate a complete backup of ENSUREPASS-SR15 via Windows Server Backup.

Which of the following actions should you take?

- A. You should consider making use of Computer Management to configure the local groups.
- B. You should consider making use of Computer Management to configure the domain local groups.
- C. You should consider making use of Computer Management to configure the global groups.
- D. You should consider making use of Computer Management to configure the administrator groups.

Correct Answer: D

Section: Volume E

Explanation

Explanation/Reference:

Explanation:

To perform backups or recoveries by using Windows Server Backup, you must be a member of the Administrators or Backup Operators groups.

You can only use Backup locally; you cannot backup a remote computer.

You can only back up and restore System State data on a local computer. You cannot back up and restore System State data on a remote computer even if you are an administrator on the remote computer.

QUESTION 248

You work as a senior administrator at Contoso.com. The Contoso.com network consists of a single domain named Contoso.com. All servers on the Contoso.com network have Windows Server 2012 R2 installed.

You are running a training exercise for junior administrators. You are currently discussing connection security rules.

Which of the following is TRUE with regards to connection security rules? (Choose all that apply.)

- A. Connection security rules allows for traffic to be secured via IPsec.
- B. Connection security rules do not allow the traffic through the firewall.
- C. Connection security rules are applied to programs or services.
- D. Connection security rules are applied between two computers.

Correct Answer: ABD

Section: Volume E

Explanation

Explanation/Reference:

Explanation:

Connection security involves the authentication of two computers before they begin communications and the securing of information sent between two computers. Windows Firewall with Advanced Security uses Internet Protocol security (IPsec) to achieve connection security by using key exchange, authentication, data integrity, and, optionally, data encryption.

How firewall rules and connection security rules are related

Firewall rules allow traffic through the firewall, but do not secure that traffic. To secure traffic with IPsec, you can create Computer Connection Security rules.

However, the creation of a connection security rule does not allow the traffic through the firewall. You must create a firewall rule to do this, if the traffic is not allowed by the default behavior of the firewall. Connection security rules are not applied to programs or services; they are applied between the computers that make up the two endpoints.

QUESTION 249

You work as an administrator at Contoso.com. The Contoso.com network consists of a single domain named Contoso.com. All servers in the Contoso.com domain, including domain controllers, have Windows Server 2012 R2 installed.

You have been instructed to make sure that Contoso.com users are not able to install a Windows Store application. You then create a rule for packaged apps.

Which of the following is the rule based on? (Choose all that apply.)

- A. The publisher of the package.
- B. The publisher of the application.
- C. The name of the package
- D. The name of the application
- E. The package version.
- F. The application version.

Correct Answer: ACE

Section: Volume E

Explanation

Explanation/Reference:

Explanation:

Packaged apps (also known as Windows 8 apps) are new to Windows Server 2012 R2 and Windows 8.

They are based on the new app model that ensures that all the files within an app package share the same identity. Therefore, it is possible to control the entire application using a single AppLocker rule as opposed to the non-packaged apps where each file within the app could have a unique identity. Windows does not support unsigned packaged apps which implies all packaged apps must be signed.

AppLocker supports only publisher rules for Packaged apps.

A publisher rule for a Packaged app is based on the following information:

- Publisher of the package

- Package name
- Package version

All the files within a package as well as the package installer share these attributes. Therefore, an AppLocker rule for a Packaged app controls both the installation as well as the running of the app. Otherwise, the publisher rules for Packaged apps are no different than the rest of the rule collections; they support exceptions, can be increased or decreased in scope, and can be assigned to users and groups.

QUESTION 250

You work as a senior administrator at Contoso.com. The Contoso.com network consists of a single domain named Contoso.com. All servers on the Contoso.com network have Windows Server 2012 R2 installed.

You are running a training exercise for junior administrators. You are currently discussing Group Policy preference.

Which of the following is TRUE with regards to Group Policy preference?

- A. It supports applications and operating system features that are not compatible with Group Policy
- B. It does not support item-level targeting.
- C. It is the same as Group Policy filtering.
- D. It does not cause the application or operating system feature to disable the user interface for the settings they configure.



<https://www.gratisexam.com/>

Correct Answer: AD

Section: Volume E

Explanation

Explanation/Reference:

QUESTION 251

You work as an administrator at Contoso.com. The Contoso.com network consists of a single domain named Contoso.com. All servers on the Contoso.com network have Windows Server 2012 R2 installed.

Contoso.com has a server, named ENSUREPASS-SR07, which has the ADDS, DHCP, and DNS server roles installed. Contoso.com also has a server, named ENSUREPASS-SR08, which has the DHCP, and Remote Access server roles installed. You have configured a server, which has the File and Storage Services server role installed, to automatically acquire an IP address. The server is named ENSUREPASSSR09.

<https://www.gratisexam.com/>

You then create reservation on ENSUREPASS-SR07, and a filter on ENSUREPASS-SR08.

Which of the following is a reason for this configuration?

- A. It allows ENSUREPASS-SR09 to acquire a constant IP address from ENSUREPASS-SR08 only.
- B. It configures ENSUREPASS-SR09 with a static IP address.
- C. It allows ENSUREPASS-SR09 to acquire a constant IP address from ENSUREPASS-SR07 and ENSUREPASS-SR08.
- D. It allows ENSUREPASS-SR09 to acquire a constant IP address from ENSUREPASS-SR07 only.

Correct Answer: D

Section: Volume E

Explanation

Explanation/Reference:

Explanation:

To configure the Deny filter

In the DHCP console tree of DHCP Server 1, under IPv4, click Filters, right-click Deny under Filters, and then click New Filter. In the New Deny Filter dialog box, in MAC Address, enter a six hexadecimal number representing the MAC or physical address of DHCP Client 2, click Add, and then click Close. Under Filters right-click the Deny node, and then click the Enable pop-up menu item.

QUESTION 252

You work as an administrator at Contoso.com. The Contoso.com network consists of a single domain named Contoso.com.

Contoso.com has a server, named ENSUREPASS-SR15, which has Windows Server 2012 R2 installed. Contoso.com also has a server, named ENSUREPASS-SR16, which has Windows Server 2008 R2 SP1 installed.

You have been instructed to make sure that ENSUREPASS-SR16 is able to run Windows PowerShell 3.0.

Which of the following actions should you take? (Choose two.)

- A. You should consider making sure that ENSUREPASS-SR16 has a full installation of Microsoft .NET Framework 4 installed.
- B. You should consider making sure that ENSUREPASS-SR16 has a full installation of Microsoft .NET Framework 2 installed.
- C. You should consider making sure that ENSUREPASS-SR16 has WS-Management 3.0 installed.
- D. You should consider making sure that ENSUREPASS-SR16 is upgraded to Windows Server 2012 R2.

Correct Answer: AC

Section: Volume E

Explanation

Explanation/Reference:

Explanation:

WS-Management 3.0 – Windows Management Framework 3.0 Includes Windows PowerShell 3.0, WMI, WinRM, Management OData IIS Extension, and Server Manager CIM Provider

Windows Management Framework 3.0 requires Microsoft .NET Framework 4.0.

QUESTION 253

You work as an administrator at Contoso.com. The Contoso.com network consists of a single domain named Contoso.com. All servers on the Contoso.com network have Windows Server 2012 R2 installed.

Contoso.com has a server, named ENSUREPASS-SR13. ENSUREPASS-SR13 hosts a shared folder, named ENSUREPASSShare, which has been shared as ENSUREPASSShare\$.

Which of the following is TRUE with regards to sharing the folder in this manner?

- A. It allows all users to view ENSUREPASSShare when browsing the network.
- B. It prevents users from viewing ENSUREPASSShare when browsing the network.
- C. It only allows ENSUREPASS-SR13's users to view ENSUREPASSShare.
- D. It removes the permissions configured for ENSUREPASSShare.

Correct Answer: B

Section: Volume E

Explanation

Explanation/Reference:

QUESTION 254

You work as a senior administrator at Contoso.com. The Contoso.com network consists of a single domain named Contoso.com. All servers on the Contoso.com network have Windows Server 2012 R2 installed.

You are running a training exercise for junior administrators. You are currently discussing printer pooling.

Which of the following is TRUE with regards to printer pooling? (Choose all that apply.)

- A. Printers in a pool must be of the same model, and use the same printer driver.
- B. Each printer in the pool must have a different printer driver.
- C. Printer ports used in the pool must be of the same type.
- D. The types of printer ports used in the pool must be mixed.
- E. Pooled printers appear to workstations as a single printer.

F. A minimum of three printers are required to configure a printer pool.

Correct Answer: AE

Section: Volume E

Explanation

Explanation/Reference:

Explanation:

You can create a printing pool to automatically distribute print jobs to the next available printer. A printing pool is one logical printer connected to multiple printers through multiple ports of the print server. The printer that is idle receives the next document sent to the logical printer. This is useful in a network with a high volume of printing because it decreases the time users wait for their documents. A printing pool also simplifies administration because multiple printers can be managed from the same logical printer on a server.

QUESTION 255

You work as an administrator at ABC.com. The ABC.com network consists of a single domain named ABC.com. All servers in the ABC.com domain, including domain controllers, have Windows Server 2012 R2 installed.

You have installed the DNS Server Role on an ABC.com server, named ABC-SR13. ABC.com's workstations make use of a web proxy to access the Internet, and refer to ABC-SR13 as a primary DNS server.

You have been instructed to make sure that Internet host names for ABC.com's workstations are not resolved by ABC-SR13.

Which of the following actions should you take?

- A. You should consider configuring a primary zone on ENSUREPASS-SR13.
- B. You should consider configuring a secondary zone on ENSUREPASS-SR13.
- C. You should consider configuring a reverse lookup zone on ENSUREPASS-SR13.
- D. You should consider configuring a forward lookup zone on ENSUREPASS-SR13.

Correct Answer: A

Section: Volume E

Explanation

Explanation/Reference:

QUESTION 256

You run a Windows Server 2012 R2, what is the PowerShell command to set preferred dns server. Note: Other config such as ip address should not be changed.

- A. Register-DnsClient

- B. Set-DnsClient
- C. Set-DnsPreferredClientServerAddress
- D. Set-DnsClientServerAddress

Correct Answer: D

Section: Volume E

Explanation

Explanation/Reference:

QUESTION 257

A company's network administrator needs to ensure a specific IP address is never assigned by a Windows Server 2012 R2 DHCP server to any device connecting to the network.

Which of the following should the administrator configure on the Windows Server 2012 R2 DHCP server?

- A. Reservation
- B. Scope options
- C. NAP
- D. Scope properties

Correct Answer: B

Section: Volume E

Explanation

Explanation/Reference:

Explanation:

Configuring an IP address as a reservation will restrict a DHCP server's assignment of that address unless a specific MAC address makes a request for the address.

Exclusion is for not use the IP Address or range inside the Scope Pool, Filter is for not use the MAC Address or range.

Quick Tip: Policies can also be defined per scope or server. Policy based assignment (PBA) allows an administrator to group DHCP clients by specific attributes based on fields contained in the DHCP client request packet. This feature allows for targeted administration and greater control of configuration parameters delivered to network devices.

QUESTION 258

A company's server virtualization team needs to provision a series of Hyper-V workloads to use existing network storage arrays. The team has chosen to use Fibre Channel ports within the guest operating systems.

Which of the following Windows Server versions can be used as guest operating systems when using Hyper-V Fibre Channel ports?

- A. 2003 R2
- B. 2008
- C. 2003
- D. 2012

Correct Answer: BD

Section: Volume E

Explanation

Explanation/Reference:

Explanation:

Windows Server 2008, 2008 R2, and 2012 R2 can be guest operating systems when using Hyper-V Fibre Channel host bus adaptors (HBAs). Updated HBA drivers are needed along with NPIV-enabled (N_Port ID Virtualization) SANs.

Quick Tip: Virtual Fibre Channel logical units cannot be used as boot media.

QUESTION 259

A company's server deployment team needs to introduce many new Windows Server 2012 R2 domain controllers throughout the network into a single Windows Server 2008 R2 domain. The team has chosen to use Windows PowerShell.

Which Windows PowerShell module includes the command-line options for installing domain controllers?

- A. AD DS Administration cmdlets
- B. AD DS Deployment cmdlets
- C. AD CS Deployment cmdlets
- D. AD CS Administration cmdlets

Correct Answer: B

Section: Volume E

Explanation

Explanation/Reference:

Explanation:

First use the Import-Module ADDSDeployment command in PowerShell—it includes the cmdlets needed to add new domain controllers. Then run Install-ADDSDomainController along with the required arguments.

Quick Tip: DCPromo.exe has been deprecated but can still be used along with an answer file, and ADPrep.exe runs automatically when needed (but can be run with elevated rights for more control).

QUESTION 260

A company's server administration team would like to take advantage of the newest file systems available with Windows Server 2012 R2. The team needs a file

system capable of managing extremely large data drives that can auto-detect data corruption and automatically perform needed repairs without taking a volume offline.

Which file system should the server administration team choose?

- A. NFS
- B. DFS
- C. NTFS
- D. ReFS

Correct Answer: D

Section: Volume E

Explanation

Explanation/Reference:

Explanation:

The ReFS (Resilient File System) is capable of managing extremely large data drives (1 YB Yottabyte), can auto-detect data corruption, and automatically perform needed repairs without taking the volume offline.

Quick Tip: The command `fsutil fsinfo volumeinfo x:` will display the volume file system. ReFS is only intended for data drives and not compatible with all Windows Server 2012 R2 file system technologies, however it is compatible with the new Storage Spaces.

QUESTION 261

A company's server security team needs a solution that will prevent users from installing and using unauthorized applications on their Windows 8 desktop computers.

Which technology should the team choose?

- A. Starter GPOs
- B. Group Policy Objects
- C. Software Restriction Policies
- D. AppLocker

Correct Answer: D

Section: Volume E

Explanation

Explanation/Reference:

Explanation:

AppLocker (Application Locker) can help prevent malicious (malware) and unsupported applications from affecting computers. These include executable files, scripts, Windows Installer files, DLLs, Packaged apps and Packaged app installers.

Quick Tip: AppLocker is also supported by Windows Server 2008 R2 and Windows 7.

QUESTION 262

In a domain running at the Windows Server 2012 R2 domain functional level, which of the following security principals can be members of a global group? (Choose all answers that are correct.)

- A. Users
- B. Computers
- C. Universal groups
- D. Global groups

Correct Answer: ABD

Section: Volume E

Explanation

Explanation/Reference:

Explanation:

- A: Users can be security principals in a global group.
- B: Computers can be security principals in a global group.
- D: Global group can be security principals in a global group.

Incorrect Answers:

- C: Universal groups cannot be security principals in a global group.

QUESTION 263

Which of the following group scope modifications are never permitted? (Choose all answers that are correct.)

- A. Global to universal
- B. Global to domain local
- C. Universal to global
- D. Domain local to universal

Correct Answer: B

Section: Volume E

Explanation

Explanation/Reference:

Explanation:

Global to domain local group conversions are never permitted.

Incorrect Answers:

- A: Global to universal group conversions are sometimes permitted.
- C: Universal to global group conversions are sometimes permitted.
- D: Domain local to universal group conversions are sometimes permitted.

QUESTION 264

Which of the following is not a correct reason for creating an OU?

- A. To create a permanent container that cannot be moved or renamed
- B. To duplicate the divisions in your organization
- C. To delegate administration tasks
- D. To assign different Group Policy settings to a specific group of users or computers

Correct Answer: A

Section: Volume E

Explanation

Explanation/Reference:

Explanation:

The reasons for creating an OU include duplicating organizational divisions, assigning Group Policy settings, and delegating administration. You can easily move or rename an OU at will.

Incorrect Answers:

- B: Duplicating organizational divisions is a viable reason for creating an OU.
- C: Delegating administration tasks is a viable reason for creating an OU.
- D: Assigning Group Policy settings is a viable reason for creating an OU.

QUESTION 265

Which of the following groups do you use to consolidate groups and accounts that either span multiple domains or the entire forest?

- A. Global
- B. Domain local
- C. Built-in
- D. Universal

Correct Answer: D

Section: Volume E

Explanation

Explanation/Reference:

Explanation:

Universal groups, like global groups, are used to organize users according to their resource access needs. You can use them to organize users to facilitate access to any resource located in any domain in the forest through the use of domain local groups. Universal groups are used to consolidate groups and accounts that either span multiple domains or the entire forest.

Incorrect Answers:

A: Global groups cannot contain users from other domains.

B: Domain local groups cannot have permissions for resources in other domains.

C: Built-in groups have no inherent cross-domain qualities.

QUESTION 266

Which of the following are the two built-in user accounts created automatically on a computer running Windows Server 2012 R2?

- A. Network
- B. Interactive
- C. Administrator
- D. Guest

Correct Answer: CD

Section: Volume E

Explanation

Explanation/Reference:

Explanation:

C. Correct: By default, the two built-in user accounts created on a computer running Windows Server 2012 are the Administrator account and the Guest account.

D. Correct: By default, the two built-in user accounts created on a computer running Windows Server 2012 are the Administrator account and the Guest account.

Incorrect Answers:

A: There is no Network account in Windows Server 2012 R2.

B: There is no Interactive account in Windows Server 2012 R2.

QUESTION 267

Which of the following is not a type of user account that can be configured in Windows Server 2012 R2?

- A. local accounts
- B. domain accounts
- C. network accounts
- D. built-in accounts

Correct Answer: C

Section: Volume E**Explanation****Explanation/Reference:**

Explanation:

Three types of user accounts can be created and configured in Windows Server 2012: local accounts, domain accounts, and built-in user accounts.

Incorrect Answers:

A: Local accounts can be created and configured in Windows Server 2012 R2.

B: Domain accounts can be created and configured in Windows Server 2012 R2.

D: Built-in accounts can be created and configured in Windows Server 2012 R2.

QUESTION 268

Your network contains an Active Directory domain named contoso.com. The domain contains servers named Server1 and Server2 that run Windows Server 2012 R2. Server1 has the Active Directory Federation Services server role installed. Server2 is a file server.

Your company introduces a Bring Your Own Device (BYOD) policy.

You need to ensure that users can use a personal device to access domain resources by using Single Sign-On (SSO) while they are connected to the internal network.

Which two actions should you perform? (Each correct answer presents part of the solution. Choose two.)

- A. Enable the Device Registration Service in Active Directory.
- B. Publish the Device Registration Service by using a Web Application Proxy.
- C. Configure Active Directory Federation Services (AD FS) for the Device Registration Service.
- D. Install the Work Folders role service on Server2.
- E. Create and configure a sync share on Server2.

Correct Answer: AC

Section: Volume E**Explanation****Explanation/Reference:**

Explanation:

- *Prepare your Active Directory forest to support devices. This is a one-time operation that you must run to prepare your Active Directory forest to support devices.
- To prepare the Active Directory forest
- On your federation server, open a Windows PowerShell command window and type:
Initialize-ADDeviceRegistration
- *Enable Device Registration Service on a federation server farm node. To enable Device Registration Service:

- On your federation server, open a Windows PowerShell command window and type:
Enable-AdfsDeviceRegistration.
- Repeat this step on each federation farm node in your AD FS farm.

QUESTION 269

Your network contains a Hyper-V host named Server1 that runs Windows Server 2012 R2. Server1 hosts a virtual machine named VM1 that runs Windows Server 2012 R2.

You take a snapshot of VM1, and then you install an application on VM1.

You verify that the application runs properly.

You need to ensure that the current state of VM1 is contained in a single virtual hard disk file. The solution must minimize the amount of downtime on VM1.

What should you do?

- A. From Hyper-V Manager, delete the snapshot.
- B. From a command prompt, run `dism.exe` and specify the `/commit-image` parameter.
- C. From a command prompt, run `dism.exe` and specify the `/delete-image` parameter.
- D. From Hyper-V Manager, inspect the virtual hard disk.

Correct Answer: A

Section: Volume E

Explanation

Explanation/Reference:

Explanation:

Virtual machine snapshots are file-based snapshots of the state, disk data, and configuration of a virtual machine at a specific point in time. You can take multiple snapshots of a virtual machine, even while it is running. You can then revert the virtual machine to any of the previous states by applying a snapshot to the virtual machine.

Taking a snapshot of a VM is to in essence freeze the current state and make it a parent disk based on current state, and at the same time create a child disk to capture all subsequent changes.

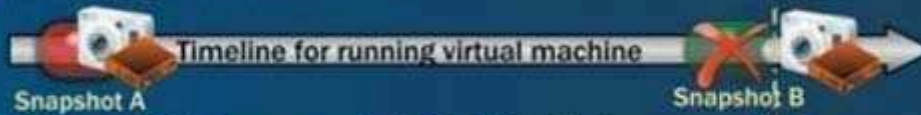
– See more at:

Snapshots require adequate storage space. Snapshots are stored as `.avhd` files in the same location as the virtual hard disk. Taking multiple snapshots can quickly consume a large amount of storage space.

When you use Hyper-V Manager to delete a snapshot, the snapshot is removed from the snapshot tree but the `.avhd` file is not deleted until you turn off the virtual machine.

Snapshot Deletion

Deleting a snapshot deletes all the saved state files (.bin and .vsv files). Hyper-V takes different actions on AVHDs, depending on the location of deleted snapshots relative to the running state of the virtual machine.



When you delete a snapshot, the following occurs:

- The copy of the virtual machine configuration taken during the snapshot process is removed.
- The copy of virtual machine memory taken during the snapshot process is removed.
- When the virtual machine is powered down, the contents of any "deleted" AVHDs are merged with its parent.

Deleting a snapshot subtree deletes the selected snapshot and any snapshots listed hierarchically underneath it.



Deleting a snapshot between the first snapshot and the running state of the virtual machine preserves AVHDs. When the virtual machine is shut down, the data in the AVHDs is merged with the parent.

If the deleted snapshot exists on a different branch or the same branch but at a point in time after the running state of the virtual machine, then the AVHD is deleted immediately.

QUESTION 270

You work as an administrator at Contoso.com. The Contoso.com network consists of a single domain named Contoso.com. All servers in the Contoso.com domain, including domain controllers, have Windows Server 2012 R2 installed.

You have configured a server, named ENSUREPASS-SR07, as a VPN server. You are required to configure new firewall rules for workstation connections.

You want to achieve this using the least amount of administrative effort.

Which of the following actions should you take?

- A. You should consider making use of the **Enable-NetFirewallRule** cmdlet.
- B. You should consider making use of the **New-NetFirewallRule** cmdlet.
- C. You should consider making use of **dism.exe** from the command prompt.
- D. You should consider making use of **dsadd.exe** from the command prompt.

Correct Answer: B

Section: Volume E

Explanation

Explanation/Reference:

Explanation:

New-NetFirewallRule – Creates a new inbound or outbound firewall rule and adds the rule to the target computer.

You can't Enable what doesn't exist yet, you must use New-NetFirewallRule

QUESTION 271

Note: This question is part of a series of questions that use the same or similar answer choices. An answer choice may be correct for more than one question in the series. Each question is independent of the other questions in this series. Information and details provided in a question apply only to that question.

Your network contains one Active Directory domain named contoso.com. The domain contains 10 domain controllers and a read-only domain controller (RODC) named RODC01.

You need to add an RODC to the domain by using the Install From Media (IFM) option.

Which command should you use to create the media?

- A. the ntdsutil command
- B. the Set-ADDomainWindows PowerShell cmdlet
- C. the Install-ADDSDomain Windows PowerShell cmdlet

- D. the dsadd command
- E. the dsamain command
- F. the dsmsgmt command
- G. the net user command
- H. the Set-ADForest Windows PowerShell cmdlet

Correct Answer: A

Section: Volume E

Explanation

Explanation/Reference:

Explanation:

You can use the Ntdsutil.exe tool to create installation media for additional domain controllers that you are creating in a domain. By using the Install from Media (IFM) option, you can minimize the replication of directory data over the network. This helps you install additional domain controllers in remote sites more efficiently.

QUESTION 272

Note: This question is part of a series of questions that use the same or similar answer choices. An answer choice may be correct for more than one question in the series. Each question is independent of the other questions in this series. Information and details provided in a question apply only to that question.

Your network contains one Active Directory domain named contoso.com. The domain contains 10 domain controllers and a read-only domain controller (RODC) named RODC01.

You need to ensure that when administrators create users in contoso.com, the default user principal name (UPN) suffix is litwareinc.com.

Which cmdlet should you use?

- A. the ntdsutil command
- B. the Set-ADDomain Windows PowerShell cmdlet
- C. the Install-ADDSDomain Windows PowerShell cmdlet
- D. the dsadd command
- E. the dsamain command
- F. the dsmsgmt command
- G. the net user command
- H. the Set-ADForest Windows PowerShell cmdlet

Correct Answer: H

Section: Volume E

Explanation

Explanation/Reference:

Explanation:

The following example demonstrates how to create a new UPN suffix for the users in the Fabrikam.com forest:

Set-ADForest -UPNSuffixes @{Add="headquarters.fabrikam.com"}

References: <https://docs.microsoft.com/en-us/powershell/module/addsadministration/set-adforest?view=win10-ps>

QUESTION 273

Note: This question is part of a series of questions that use the same or similar answer choices. An answer choice may be correct for more than one question in the series. Each question is independent of the other questions in this series. Information and details provided in a question apply only to that question.

Your network contains one Active Directory domain named contoso.com. The domain contains 10 domain controllers and a read-only domain controller (RODC) named RODC01.

You plan to replace a domain controller named DC1. DC1 has the schema operations master role.

You need to transfer the schema master role to another domain controller named DC10 before you remove Active Directory from DC1.

Which tool should you use?

- A. the ntdsutil command
- B. the Set-ADDomainWindows PowerShell cmdlet
- C. the Install-ADDSDomainWindows PowerShell cmdlet
- D. the dsadd command
- E. the dsmain command
- F. the dsmgmt command
- G. the net user command
- H. the Set-ADForestWindows PowerShell cmdlet

Correct Answer: A

Section: Volume E

Explanation

Explanation/Reference:

Explanation:

To transfer the schema master role using the command line:

- Open Command Prompt.
- Type:
ntdsutil
- At the ntdsutil command prompt, type:
roles
- At the fsmo maintenance command prompt, type:
connection
- At the server connections command prompt, type:
connect to server Domain Controller
- At the server connections command prompt, type:
quit
- At the fsmo maintenance command prompt, type:
transfer schema master

QUESTION 274

You have a Hyper-V host named Hyper1 that runs Windows Server 2012 R2.

Hyper1 hosts several virtual machines that run Windows 8.1.

Several developers connect to the virtual machines by using the Virtual Machine Connection tool.

You need to ensure that the developers can print to their local printers from within virtual machine sessions.

What should you configure?

- A. a virtual switch on Hyper1
- B. Remote Desktop Services (RDS) on Hyper1
- C. enhanced session mode on Hyper1
- D. a virtual network adapter on the virtual machines

Correct Answer: C

Section: Volume E

Explanation

Explanation/Reference:

Explanation:

To be able to use a computer's local resources on a virtual machine:

* The Hyper-V host must have Enhanced session mode policy and Enhanced session mode settings turned on.

* The computer that you use to connect to the virtual machine with VMConnect must run Windows 8, Windows 8.1, Windows Server 2012, or Windows Server 2012 R2.

* The virtual machine must have Remote Desktop Services enabled and run Windows Server 2012 R2 or Windows 8.1 as the guest operating system.

Reference: Use local resources on Hyper-V virtual machine with VMConnect

<https://technet.microsoft.com/en-us/library/dn282274.aspx>

QUESTION 275

You have a server named Server1 that runs Windows Server 2012 R2.

You configure IPSec rules for connections to Server1.

On Server1, you plan to create an inbound firewall rule that contains the following settings:

- Allows inbound connections to an application named App1.exe
- Applies to the domain profile
- Overrides any block rules

You need to identify the minimum information required to create the rule.

Which two pieces of information should you identify? Each correct answer presents part of the solution.

- A. the list of computers that are authorized to use the application
- B. the list of Active Directory users who are authorized to use the application
- C. the hash of the application
- D. the name of the IPSec policies that apply to Server1
- E. the local path of the application

Correct Answer: AE

Section: Volume E

Explanation

Explanation/Reference:

E: To add a program to the rules list, you must specify the full path to the executable (.exe) file used by the program.

Reference: Add or Edit Firewall Rule

<https://technet.microsoft.com/en-us/library/cc753558.aspx>

QUESTION 276

Your network contains one Active Directory forest named contoso.com. The forest contains a single domain. All domain controllers run Windows Server 2012 R2.

You need to modify the membership of a group named Group1 to include two users named User1 and User2.

What command should you run? To answer, select the appropriate options in the answer area.
Select three.

- A. Use command Add-GroupMember
- B. Use command Add-ADGroupMember
- C. As first parameter use Group1
- D. As first parameter use User1, User2
- E. As first parameter use {User1, User2}
- F. As second parameter use Group1
- G. As second parameter use User1, User2
- H. As second parameter use {User1, User2}

Correct Answer: BCG

Section: Volume E

Explanation

Explanation/Reference:

Explanation:

Correct answer is: Add-ADGroupMember Group1 User1, User2

Add-ADGroupMember adds one or more members to an Active Directory group.

Example: Command Prompt: C:\PS>Add-ADGroupMember SvcAccPSOGroup SQL01, SQL02
Adds the user accounts with SamAccountNames SQL01, SQL02 to the group SvcAccPSOGroup.

Reference: Add-ADGroupMember

<https://technet.microsoft.com/en-us/library/ee617210.aspx>

QUESTION 277

Your network contains one Active Directory domain named contoso.com. The domain contains 10 domain controllers and a read-only domain controller (RODC) named RODC01.

You plan to deploy a child domain for contoso.com in Microsoft Azure.

To the Azure subscription, you add several virtual machines that have a Server Core installation of Windows Server 2012 R2.

You need to create the new domain on one of the virtual machines.

Which tool should you use?

- A. the ntdsutil command
- B. the Set-ADDomain cmdlet
- C. the Install-ADDSDomain cmdlet
- D. the dsadd command
- E. the dsamain command
- F. the dsmsgmt command
- G. the net user command
- H. the Set-ADForest cmdlet

Correct Answer: C

Section: Volume E

Explanation

Explanation/Reference:

Explanation:

The Install-ADDSDomain cmdlet installs a new Active Directory domain configuration.

Incorrect answers:

Not F: dsmsgmt facilitates managing Active Directory Lightweight Directory Services (AD LDS) application partitions, managing and controlling flexible single master operations (FSMO), and cleaning up metadata that is left behind by abandoned Active Directory domain controllers and AD LDS instances.

Reference: Install-ADDSDomain

[https://technet.microsoft.com/en-us/library/hh974722\(v=wps.630\).aspx](https://technet.microsoft.com/en-us/library/hh974722(v=wps.630).aspx)

QUESTION 278

Your network contains an Active Directory domain named contoso.com.

You create a software restriction policy to allow an application named App1 by using a certificate rule.

You need to prevent the software restriction policy from applying to users that are members of the local Administrators group.

What should you do?

- A. Modify the rule for App1
- B. Modify the Enforcement Properties
- C. Modify the Security Levels.

D. Modify the Trusted Publishers Properties

Correct Answer: B

Section: Volume E

Explanation

Explanation/Reference:

QUESTION 279

Your network contains one Active Directory domain named contoso.com. The domain contains 2,000 client computers used by students.

You recently discover an increase in calls to the helpdesk that relate to security policy to meet the following requirement:

- Modify the UserName of the built-in account named Administrator
- Support a time mismatch between client computers and domain controllers of up to three minutes.

Which Two security settings should you modify?

- A. Account Policies
- B. Password Policy
- C. Account Lockout Policy
- D. Kerberos Policy
- E. Local Policies
- F. Audit Policy
- G. User Rights Assignment
- H. Security Options

Correct Answer: DH

Section: Volume E

Explanation

Explanation/Reference:

Explanation:

In Group Policy Object Editor, click Computer Configuration, click Windows Settings, click Security Settings, click Local Policies, and then click Security Options.

In the details pane, double-click Accounts: Rename administrator account.

QUESTION 280

RODC comes with a number of features that focus on heightened security with limited functionality to remote office users. Which of the following are features of RODC?

- A. Filtered Attribute Sets
- B. Read-Only DNS
- C. Unidirectional Replication
- D. All of these

Correct Answer: A

Section: Volume E

Explanation

Explanation/Reference:

QUESTION 281

You have a server named Server1 that runs Windows Server 2012 R2.

You apply a security policy to server1 by using the Security Configuration Wizard (CWM).
You plan to roll back the security policy.

You need to identify the settings that are prevented from rolling back running the CWM.
Which settings should you identify?

- A. The secure startup order
- B. The outbound authentication methods
- C. The network security rules
- D. The system access control list

Correct Answer: D

Section: Volume E

Explanation

Explanation/Reference:

QUESTION 282

You have a DNS server named DNS1 that runs Windows server 2012 R2.
DNS1 is used to resolve the names of Internet resources by using several DNS forwarders.

You need to prevent DNS1 from performing iterative queries if the DNS forwarders are unable to resolve the queries.

Which cmdlet should you use?

- A. Remove-DNSServerRootHint
- B. Set-DNSServerPrimaryZone
- C. Set-DNSServerGlobalNameZone
- D. Unregister-DNSserverDirectoryPartition

Correct Answer: A

Section: Volume E

Explanation

Explanation/Reference:

Explanation:

The Remove-DnsServerRootHint cmdlet removes root hints from the list of root hints on a Domain Name System (DNS) server. When you remove a root hint from a DNS server, the DNS server cannot contact the root DNS server on startup and cannot answer queries for names outside its own authoritative zones.

Reference:

<https://docs.microsoft.com/en-us/powershell/module/dnsserver/remove-dnsserverroothint?view=win10-ps>

QUESTION 283

You have an offline image of a server that runs Windows Server 2012 R2.

You need to enable Remote Desktop Services (RDS) on the server.

What should you use?

- A. the sc.exe command with the config parameter
- B. the Add-RDServerSessionHost cmdlet
- C. the configure-smremoting.exe command with the –Enable parameter
- D. the Install-WindowsFeature cmdlet

Correct Answer: C

Section: Volume E

Explanation

Explanation/Reference:

Explanation:

Enable the Remote-Desktop-Services feature in the offline image by executing the command `Dism /Enable-Feature /FeatureName:Remote-Desktop-Services`. Remote management can be also be configured using the PowerShell command `Configure-SMRemoting.exe -Enable` or the `-Disable` switch if choosing to disable the service.

QUESTION 284

Your network contains an Active Directory domain named contoso.com. The domain contains two servers named Server1 and Server2 that run Windows Server 2012 R2. Server1 has the Group Policy Management feature installed. Server2 has the Print and Document Services server role installed.

On Server2, you open Print Management and you deploy a printer named Printer1 by using a Group Policy object (GPO) named GPO1.

When you open GPO1 on Server1, you discover that the Deployed Printers node does not appear.

You need to view the Deployed Printers node in GPO1.

What should you do?

- A. On Server1, install the Group Policy Management feature.
- B. On Server1, add and share a printer.
- C. On Server2, restart the Print Spooler service.
- D. On a domain controller, add a Group Policy template to GPO1.

Correct Answer: B

Section: Volume E

Explanation

Explanation/Reference:

Explanation:

We need to share at least one printer.

Incorrect answers:

Not A: Server1 has already the Group Policy Management feature installed.

Not C: Restarting the Print Spooler service on Server2 would have not effect on Server1.

QUESTION 285

Your network contains an Active Directory domain named contoso.com. The domain contains two standalone servers named Server1 and Server2 that are located in a perimeter network. Both servers run the default installation of Windows Server 2012 R2.

You need to manage Server1 remotely from Server2.

What should you do?

- A. From Server2, add Server1 to the list of TrustedHosts.

- B. From Server2, install a self-signed certificate.
- C. From Server1, add Server2 to the list of TrustedHosts.
- D. From Server1, install a self-signed certificate

Correct Answer: C

Section: Volume E

Explanation

Explanation/Reference:

For remote connections in a Workgroup to Workgroup/Domain scenario, the remote computer (here Server2) must be added to the trusted hosts list on the source computer (here Server1). To do this, run the following command on the source computer in a Command Prompt window that is opened with elevated user rights.
`winrm set winrm/config/client @{TrustedHosts="RemoteComputerName"}`

Note: TrustedHosts is a setting on the local computer that defines one or more computers that are trusted when establishing remoting sessions using WinRM from the local computer using either ENTER-PSSession or Invoke-Command.

Reference: Remote Management with Server Manager

<https://technet.microsoft.com/en-us/library/dd759202.aspx>

QUESTION 286

You have a DNS server named DNS1 that runs Windows Server 2012 R2.

DNS1 is used to resolve the names of Internet resources by using several DNS forwarders.

You need to prevent DNS1 from performing iterative queries if the DNS forwarders are unable to resolve the queries.

Which cmdlet should you use?

- A. Set-DNSServerForwarder
- B. Set-DNSServerPrimaryZone
- C. Remove-DNSServerForwarder
- D. Set-DNSServerRecursion

Correct Answer: A

Section: Volume E

Explanation

Explanation/Reference:

Explanation:

The -UseRootHint parameter of the Set-DnsServerForwarder cmdlet specifies whether to prevent the DNS server from performing iterative queries. If you set UseRootHint to \$false, the DNS server forwards unresolved queries only to the DNS servers in the forwarders list and does not try iterative queries if the forwarders do not resolve the queries.

Reference:

<https://docs.microsoft.com/en-us/powershell/module/dnsserver/set-dnsserverforwarder?view=win10-ps>

QUESTION 287

You have a DNS server named Server1 that runs Windows Server 2012 R2.

From DNS Manager, you open the properties of Server1 as shown in the following exhibit.



You need to configure the default root hints on Server1.

What should you do?

- A. Create a forward lookup zone named .(root).
- B. Run the **Set-DnsServerRootHint** cmdlet.

- C. Run the **Add-DnsServerRootHint** cmdlet.
- D. Delete the forward lookup zone named .(root).

Correct Answer: C
Section: Volume F
Explanation

Explanation/Reference:

Reference:

[https://docs.microsoft.com/es-es/previous-versions/windows/powershell-scripting/jj649844\(v%3dwps.620\)](https://docs.microsoft.com/es-es/previous-versions/windows/powershell-scripting/jj649844(v%3dwps.620))

QUESTION 288

Your network contains one Active Directory domain named contoso.com. All servers run Windows Server 2012 R2.

You have a server named Server1 that has the Work Folders role services installed.

Server1 hosts 20 Work Folders shares.

Your company's new security policy states that all corporate files stored on client computers must be encrypted.

You need to ensure that the corporate files stored on the client computers meet the requirement of the security policy.

What should you do from Server1?

- A. Modify the local security policy.
- B. Run the **Enable-SyncShare** cmdlet.
- C. Modify the properties of all the Work Folders shares.
- D. Run the **Set-SyncServerSetting** cmdlet.

Correct Answer: C
Section: Volume F
Explanation

Explanation/Reference:

References:

<https://www.itprotoday.com/windows-8/windows-server-2012-r2-work-folders>

QUESTION 289

Your network contains an Active Directory domain named contoso.com. The domain contains a server named Server1. Server1 runs Windows Server 2012 R2.

You need to create a 3-TB virtual hard disk (VHDX) on Server1.

Which tool should you use?

- A. **New-StorageSubsystemVirtualDisk**
- B. Server Manager
- C. Computer Management
- D. **New-VirtualDisk**

Correct Answer: A

Section: Volume F

Explanation

Explanation/Reference:

Explanation:

The New-StorageSubsystemVirtualDisk cmdlet allows the creation of a VirtualDisk object on a storage subsystem that does not support creation of storage pools, or if its storage pool does not support virtual disk creation.

Incorrect Answers:

- B: Server Manager can be used to create virtual disks, not virtual hard disks.
- C: Computer Management is not used to create virtual disks.
- D: New-VirtualDisk requires an existing storage pool.

References:

<https://docs.microsoft.com/en-us/powershell/module/storage/new-storagesubsystemvirtualdisk?view=win10-ps>

QUESTION 290

Your network contains an Active Directory domain named adatum.com.

You need to create the Central Store for Group Policy Administrative Templates in adatum.com.

What should you copy?

- A. C:\Windows\System32\GroupPolicy to \\Adatum.com\SYSVOL\Adatum.com\Policies
- B. C:\Windows\PolicyDefinitions to \\Adatum.com\SYSVOL\Adatum.com\Policies
- C. C:\Windows\PolicyDefinitions to \\Adatum.com\Netlogon
- D. C:\Windows\System32\GroupPolicy to \\Adatum.com\Netlogon

Correct Answer: B

Section: Volume F

Explanation

Explanation/Reference:

Explanation:

The PolicyDefinitions folder source location can be:

- C:\Windows\PolicyDefinitions
- C:\Program Files (x86)\Microsoft Group Policy\<version-specific>\PolicyDefinitions if the templates we downloaded.

Incorrect Answers:

A: The PolicyDefinitions are not stored in C:\Windows\System32\GroupPolicy

C, D: The Netlogon folder is used for logon scripts. It is not used for administrative templates.

Reference:

<https://support.microsoft.com/en-us/help/3087759/how-to-create-and-manage-the-central-store-for-group-policy-administra>

QUESTION 291

You have an offline image of a server that runs Windows Server 2012 R2.

You need to enable Remote Desktop Services (RDS) on the server.

What should you use?

- A. the dism.exe command with the /enable-feature parameter
- B. the dism.exe command with the /add-package parameter
- C. the Add-RDServer cmdlet
- D. the configure-smremoting.exe command with the –Enable parameter

Correct Answer: C

Section: Volume F

Explanation

Explanation/Reference:

QUESTION 292

Your network contains a production Active Directory forest named contoso.com and a test Active Directory forest named contoso.test. A trust relationship does not exist between the forests.

In the contoso.test domain, you create a backup of a Group Policy object (GPO) named GPO1.

You transfer the backup of GPO1 to a domain controller in the contoso.com domain.

You need to create a GPO in contoso.com based on the settings of GPO1. You must achieve this goal by using the minimum amount of Administrative effort.

What should you do?

- A. From Windows PowerShell, run the Copy-GPO cmdlet and the Restore- GPO cmdlet.
- B. From Windows PowerShell, run the Get-GPO cmdlet and the Copy-GPO cmdlet.
- C. From Group Policy Management, create a new GPO. Right-click the new GPO, and then click Import Settings.
- D. From Group Policy Management, create a new starter GPO. Right-click the new starter GPO, and then click Restore from Backup.

Correct Answer: C

Section: Volume F

Explanation

Explanation/Reference:

References: [https://technet.microsoft.com/en-us/library/dn789193\(v=ws.11\).aspx](https://technet.microsoft.com/en-us/library/dn789193(v=ws.11).aspx)

QUESTION 293

Your network contains an Active Directory domain named contoso.com. The domain contains a server named Server1. Server1 runs Windows Server 2012 R2.

On Server1, you create a printer named Printer1. You share Printer1 and publish Printer1 in Active Directory.

You need to provide a group named Group1 with the ability to manage Printer1.

What should you do?

- A. From Print Management, configure the Sharing settings of Printer1.
- B. From Print Management, configure the Security settings of Printer1.
- C. From Devices and Printers, configure the Sharing settings of Printer1.
- D. From Print Management, configure the Advanced settings of Printer1.

Correct Answer: B

Section: Volume F

Explanation

Explanation/Reference:

Reference:

[https://technet.microsoft.com/en-us/library/cc753109\(v=ws.10\).aspx](https://technet.microsoft.com/en-us/library/cc753109(v=ws.10).aspx)

QUESTION 294

Your network contains one Active Directory domain named contoso.com. All servers run Windows Server 2012 R2.

You have a server named Server1 that has the Work Folders role services installed.

Server1 hosts 20 Work Folders shares.

Your company's new security policy states that all corporate files stored on client computers must be encrypted.

You need to ensure that the corporate files stored on the client computers meet the requirement of the security policy.

What should you do from Server1?

- A. Run the Enable-BitlockerAutoUnlock cmdlet.
- B. Install the Enhanced Storage feature.
- C. Run the Set-SyncServerSetting cmdlet.
- D. Run the Set-SyncShare cmdlet.
- E. Run the **Enable-SyncShare** cmdlet.

Correct Answer: D

Section: Volume F

Explanation

Explanation/Reference:

Reference: [https://technet.microsoft.com/library/dn296649\(v=wps.630\).aspx](https://technet.microsoft.com/library/dn296649(v=wps.630).aspx)

QUESTION 295

You have a server named Server1 that runs Windows Server 2012 R2.

You apply a security policy to Server1 by using the Security Configuration Wizard (SCW).

You need to roll back the security policy.

Which settings will NOT be rolled back by the SCW?

- A. the system access control list (SACLs)
- B. the outbound authentication methods
- C. the network security rules
- D. the service startup mode

Correct Answer: A

Section: Volume F
Explanation

Explanation/Reference:

Explanation:

The SCW rollback feature does not include the ability to roll back SACs.

References: [https://docs.microsoft.com/en-us/previous-versions/orphan-topics/ws.11/cc731389\(v=ws.11\)](https://docs.microsoft.com/en-us/previous-versions/orphan-topics/ws.11/cc731389(v=ws.11))

QUESTION 296

Your network contains an Active Directory domain named contoso.com. The domain contains an application server named Server1. Server1 runs Windows Server 2012 R2.

Server1 is configured as an FTP server.

Client computers use an FTP Application named App1.exe. App1.exe uses TCP port 21 as the control port and dynamically requests a data port.

On Server1, you create a firewall rule to allow connections on TCP port 21.

You need to configure Server1 to support the client connections from App1.exe.

What should you do?

- A. Run netsh firewall add portopening TCP 21 dynamicftp.
- B. Create an isolation connection security rule.
- C. Run Set-NetFirewallSetting -EnableStatefulFTP True
- D. Create a tunnel connection security rule.

Correct Answer: C

Section: Volume F

Explanation

Explanation/Reference:

Explanation:

The Set-NetFirewallSetting cmdlet modifies the global firewall settings of the target computer. The -EnableStatefulFtp parameter configures how Windows Firewall with Advanced Security handles FTP traffic that uses an initial connection on one port to request a data connection on a different port.

References: <https://docs.microsoft.com/en-us/powershell/module/netsecurity/set-netfirewallsetting?view=win10-ps>

QUESTION 297

A network technician installs Windows Server 2012 R2 Standard on a server named Server1.

A corporate policy states that all servers must run Windows Server 2012 R2 Datacenter.

You need to ensure that Server1 complies with the corporate policy. You want to achieve this goal by using the minimum amount of administrative effort.

What should you perform?

- A. a clean installation of Windows Server 2012 R2
- B. an upgrade installation of Windows Server 2012 R2
- C. online servicing by using Dism
- D. offline servicing by using Dism

Correct Answer: C

Section: Volume F

Explanation

Explanation/Reference:

Explanation:

For Windows Server 2012 Standard, you can convert the system to Windows Server 2012 Datacenter as follows: From an elevated command prompt, determine the current edition name with the command DISM /online /Get-CurrentEdition. Make note of the edition ID, an abbreviated form of the edition name. Then run DISM /online /Set-Edition:<edition ID> /ProductKey:XXXXX-XXXXX-XXXXX-XXXXX-XXXXX /AcceptEula, providing the edition ID and a retail product key.

References: [https://docs.microsoft.com/en-us/previous-versions/windows/it-pro/windows-server-2012-R2-and-2012/jj574204\(v=ws.11\)](https://docs.microsoft.com/en-us/previous-versions/windows/it-pro/windows-server-2012-R2-and-2012/jj574204(v=ws.11))

QUESTION 298

You have a server named Server1 that runs Windows Server 2012 R2.

Server1 contains a folder named Folder1. Folder1 is shared as Share1. Share1 contains the documents of multiple users.

Several users report that they get an Access Denied error message when they try open the document of another user. You need to ensure that the users can see only the files that they can open in Share1.

What should you use?

- A. the Server Manager console
- B. the Shared Folders console
- C. the **Set-SmbServerConfiguration** cmdlet
- D. the File Explorer application

Correct Answer: A
Section: Volume F
Explanation

Explanation/Reference:

Reference:

<https://jocha.se/blog/tech/enable-access-based-enumeration-in-windows-server-2012>

QUESTION 299

You have a server named Server1 that runs Windows Server 2012 R2.

You need to create a virtual hard disk (VHD) named Disk1.vhdx on Server1.

Which two tools can you use to achieve the goal? Each correct answer presents a complete solution.

NOTE: Each correct selection is worth one point.

- A. the **New-VirtualDisk** cmdlet
- B. the **New-VHD** cmdlet
- C. the Disk Management console
- D. the **diskpart.exe** command
- E. the Server Manager console

Correct Answer: CD
Section: Volume F
Explanation

Explanation/Reference:

Explanation:

You can create a VHD from either the Disk Management snap-in or the command line (diskpart).

From the DiskPart command-line tool at an elevated command prompt, run the create vdisk command and specify the file (to name the file) and maximum (to set the maximum size in megabytes) parameters. The following code demonstrates how to create a VHD file at C:\vdisks\disk1.vdh with a maximum file size of 16 GB (or 16,000 MB).

DiskPart

Microsoft DiskPart version 6.1.7100

Copyright (C) 1999-2008 Microsoft Corporation.

On computer: WIN7

DISKPART> create vdisk file="C:\vdisks\disk1.vhd" maximum=16000

QUESTION 300

Your network contains an Active Directory domain. You deploy two servers named Server1 and Server2 that run Windows Server 2012 R2 to the domain.

You sign in to Server1.

From Server1, you need to add the DNS Server role to Server2 by using the Server Manager console.

What should you do first?

- A. On Server2, add Server1 to Server Manager.
- B. On Server1, add Server2 to Server Manager.
- C. On Server1, run **Enable-PSRemoting** in Windows PowerShell.
- D. On Server2, run **Enable-PSRemoting** in Windows PowerShell.

Correct Answer: B

Section: Volume F

Explanation

Explanation/Reference:

References:

<https://docs.microsoft.com/en-us/windows-server/administration/server-manager/add-servers-to-server-manager>

QUESTION 301

Your network contains an Active Directory domain named adatum.com.

You create an organizational unit (OU) named OU1. You create a CSV file that contains following data.

```
objectClass,dn,givenName,sn,samAccountName,userPrincipalName
user,"cn=User1,OU=OU1,dc=Adatum,dc=com",,User1,User1,User1@Adatum.com
user,"cn=User2,OU=OU1,dc=Adatum,dc=com",User2,Test,User2,User2@Contoso.com
user,"cn=User3,OU=OU1,dc=Adatum,dc=com",,,User3,
user,"cn=User4,OU=OU1,dc=Adatum,dc=com",User4,,User4,User4@Contoso.com
```

You import the file by running **csvde.exe**.

How many of the new accounts are disabled?

- A. 3
- B. 0

- C. 4
- D. 1
- E. 2

Correct Answer: C
Section: Volume F
Explanation

Explanation/Reference:

References: <https://quizlet.com/158331734/46-bulk-user-operations-flash-cards/>

QUESTION 302

You have a server named Server1 that runs Windows Server 2012 R2.

You connect two new hard disks to Server1.

You need to create a storage space that contains the two disks.

The solution must meet the following requirements:

- Provide fault tolerance if a single disk fails.
- Maximize the amount of files that can be stored in the storage space.

What should you create?

- A. A simple space
- B. A spanned volume
- C. A mirrored space
- D. A parity space

Correct Answer: C
Section: Volume F
Explanation

Explanation/Reference:

References:

<https://www.techrepublic.com/article/how-to-set-up-storage-spaces-in-windows-10/>

QUESTION 303

You have a server named Server1 that runs Windows Server 2012 R2.

On Server1, you create a local user named User1.

You need to create a Group Policy object (GPO) that will apply only to User1.

What should you use?

- A. the Computer Management console
- B. the Group Policy management console
- C. the Group Policy Object Editor console
- D. the **New-GPO** cmdlet and the **Set-GPPermission** cmdlet.

Correct Answer: B

Section: Volume F

Explanation

Explanation/Reference:

References: <https://www.petri.com/how-to-create-and-link-a-group-policy-object-in-active-directory>

QUESTION 304

You have a server named Server1 that runs a Server Core installation of Windows Server 2012 R2.

Server1 is configured to obtain an IPv4 address by using DHCP.

You need to configure the IPv4 settings of the network connection on Server1 as follows:

- IP address: 10.1.1.1
- Subnet mask: 255.255.240.0
- Default gateway: 10.1.1.254

What should you run?

- A. **net.exe**
- B. **msconfig.exe**
- C. **New-NetIPAddress**
- D. **ipconfig.exe**

Correct Answer: C

Section: Volume F

Explanation

Explanation/Reference:

QUESTION 305

Your network contains an Active Directory domain named adatum.com. The domain contains several thousand member servers that run Windows Server 2012 R2. All of the computer accounts for the member servers are in an organizational unit (OU) named ServersAccounts.

Servers are restarted only occasionally.

You need to identify which servers have been offline for more than 30 days.

What should you do?

- A. Run **dsquery computer** and specify the **–stalepwd** parameter.
- B. Run **Get-ADComputer** and specify the **lastLogonTimestamp** property.
- C. Run **Get-ADComputer** and specify the **lastLogon** property.
- D. Run **dsquery server** and specify the **–o** parameter

Correct Answer: A

Section: Volume F

Explanation

Explanation/Reference:

References:

[https://docs.microsoft.com/en-us/previous-versions/windows/it-pro/windows-server-2008-R2-and-2008/cc730720\(v=ws.10\)](https://docs.microsoft.com/en-us/previous-versions/windows/it-pro/windows-server-2008-R2-and-2008/cc730720(v=ws.10))

QUESTION 306

Your network contains an Active Directory domain named adatum.com. The network contains a member server that runs Windows Server 2012 R2.

You log on to the member server by using the built-in domain Administrator account.

When you run the Active Directory Administrative Center and attempt to move an organizational unit (OU) named OU-01, you receive an Access Denied message.

The permissions for OU-01 are shown in the exhibit. (Click the **Exhibit** button.)

OU-01

Organizational Unit
Managed By
Extensions

Extensions

TASKS ▾ SECTIONS ▾

Country/Region: ▾

COM+ Security Attribute Editor

Group or user names:

Everyone

SELF

Authenticated Users

SYSTEM

Domain Admins (ADATUM\Domain Admins)

Add... Remove

Permissions for Domain Admins

	Allow	Deny
Full control	<input checked="" type="checkbox"/>	<input type="checkbox"/>
Read	<input checked="" type="checkbox"/>	<input type="checkbox"/>
Write	<input checked="" type="checkbox"/>	<input type="checkbox"/>
Create all child objects	<input checked="" type="checkbox"/>	<input type="checkbox"/>
Delete all child objects	<input checked="" type="checkbox"/>	<input type="checkbox"/>

For special permissions or advanced settings, click Advanced. Advanced

[Learn about access control and permissions](#)

You need to ensure that you can move OU-01.

What should you do?

- A. Take ownership of OU-01.
- B. Modify the Protect object from accidental deletion setting of OU-01.
- C. Run the Active Directory Administrative Center by using an elevated command prompt.
- D. Add the Administrator account to the Managed By property of OU-01.
- E. Log on to a domain controller by using an account that is a member of the Domain Admins group.
- F. Assign the Administrators group full control permission on OU-01.

Correct Answer: B
Section: Volume F
Explanation

Explanation/Reference:

Explanation:

Each new Organizational Unit (OU) that you create within Active Directory has the Protect object from accidental deletion setting enabled by default. This means that when you move the OU to Active Directory, you will receive an error like Windows cannot move object because: Access is denied, even if you have full AD administration rights.

References:

<https://www.dtonias.com/access-denied-delete-move-ou-active-directory/>

QUESTION 307

You have a server named Server1 that runs Windows Server 2012 R2.

You need to configure User Account Control (UAC) in Server1 to prompt administrators for credentials. The built-in Administrator account must be prompted only for consent.

Why should you configure?

- A. Advanced system settings in System properties
- B. User Account Control Settings in Control Panel
- C. Security Options in the local Group Policy
- D. User Rights Assignment in the local Group Policy

Correct Answer: C
Section: Volume F
Explanation

Explanation/Reference:

QUESTION 308

Your network contains an Active Directory domain named contoso.com. The domain contains 20 member servers and five domain controllers. All domain controllers run Windows Server 2012 R2. The domain contains 500 client computers.

You plan to deploy a domain controller for contoso.com in Microsoft Azure.

You need to prepare the environment for the planned deployment. The solution must ensure that the domain controller hosted in Azure always has the same IP

address.

Which two actions should you perform? Each correct answer is a part of the solution.

- A. From a domain controller, run **adprep.exe**.
- B. From a domain controller, run the **Set-NetIPAddress** cmdlet.
- C. From an Azure virtual machine, run the **Set-AzureStaticVNetIP** cmdlet.
- D. From an Azure virtual machine, run the **Set-NetIPAddress** cmdlet.
- E. Deploy a site-to-site virtual private network (VPN).

Correct Answer: CE

Section: Volume F

Explanation

Explanation/Reference:

References:

<https://docs.microsoft.com/en-us/azure/virtual-network/virtual-networks-reserved-private-ip>

QUESTION 309

Your network contains an Active Directory domain named adatum.com. The network contains a member server that runs Windows Server 2012 R2.

You log on to the member server by using the built-in domain Administrator account.

When you run the Active Directory Administrative Center and attempt to move an organizational unit (OU) named OU-01, you receive an Access Denied message.

The permissions for OU-01 are shown in the exhibit. (Click the **Exhibit** button.)

OU-01

Organizational Unit
Managed By
Extensions

Extensions

TASKS ▾ SECTIONS ▾

Country/Region: ▾

COM+ Security Attribute Editor

Group or user names:

Everyone

SELF

Authenticated Users

SYSTEM

Domain Admins (ADATUM\Domain Admins)

Add... Remove

Permissions for Domain Admins

	Allow	Deny
Full control	<input checked="" type="checkbox"/>	<input type="checkbox"/>
Read	<input checked="" type="checkbox"/>	<input type="checkbox"/>
Write	<input checked="" type="checkbox"/>	<input type="checkbox"/>
Create all child objects	<input checked="" type="checkbox"/>	<input type="checkbox"/>
Delete all child objects	<input checked="" type="checkbox"/>	<input type="checkbox"/>

For special permissions or advanced settings, click Advanced. Advanced

[Learn about access control and permissions](#)

You need to ensure that you can move OU-01.

What should you do?

- A. Remove the Everyone access control list (ACL) of OU-01.
- B. Log on to a domain controller by using an account that is a member of the Domain Admins group.
- C. Take ownership of OU-01.
- D. Assign the Administrators group full control permission on OU-01.

Correct Answer: A

Section: Volume F

Explanation

Explanation/Reference:

References:

<https://www.oreilly.com/library/view/active-directory-cookbook/0596004648/ch05s08.html>

QUESTION 310

Your network contains an Active Directory domain named contoso.com. The network contains 500 client computers that run Windows 8. All of the client computers connect to the Internet by using a web proxy.

You deploy a server named Server1 that runs Windows Server 2012 R2. Server1 has the DNS Server server role installed.

You configure all of the client computers to use Server1 as their primary DNS server. You need to prevent Server1 from attempting to resolve Internet host names for the client computers.

What should you do on Server1?

- A. Create a primary zone named "GlobalNames".
- B. Create a primary zone named "root".
- C. Remove all root hints.
- D. Configure the Security settings of the contoso.com zone.

Correct Answer: C

Section: Volume F

Explanation

Explanation/Reference:

QUESTION 311

You have a server named Server1 that runs Windows Server 2012 R2. Server1 has the DHCP Server server role installed.

You need to convert 20 IP address leases to reservations by using Windows PowerShell.

Which value should you use when running the Add-DhcpServer4Reservation cmdlet?

- A. the computer names
- B. the MAC addresses
- C. the SMBIOS GUIDs
- D. the hardware IDs

Correct Answer: B
Section: Volume F
Explanation

Explanation/Reference:

