

Microsoft TS 70-642 Network Infrastructure 2008 v12.05.2011 280q

Number: 70-642
Passing Score: 700
Time Limit: 180 min
File Version: 2.0



<http://www.gratisexam.com/>

Exam 70-642 TS: Windows Server 2008 Network Infrastructure, Configuring

Version: 1.0
Exam 70-642

Version: 3.0
by: Mohamed Abd Elhamid

What's new in this version

- 1- Correct Many Question Answers From previous Dumbs
- 2- Remove all duplicated Questions From previous Dumbs for Cereal & Bobycar

I wish success For everyone

Exam A

QUESTION 1

Your network contains 100 servers that run Windows Server 2008 R2. A server named Server1 is deployed on the network. Server1 will be used to collect events from the Security event logs of the other servers on the network. You need to define the Custom Event Delivery Optimization settings on Server1.

Which tool should you use?

- A. Event Viewer
- B. Task Scheduler
- C. Wecutil
- D. Wevtutil

Correct Answer: C

Section: (none)

Explanation

Explanation/Reference:

Explanation:

QUESTION 2

Your network contains a server that runs Windows Server 2008 R2. You plan to create a custom script.

You need to ensure that each time the script runs, an entry is added to the Application event log.

Which tool should you use?

- A. Eventcreate
- B. Eventvwr
- C. Wecutil
- D. Wevtutil

Correct Answer: A

Section: (none)

Explanation

Explanation/Reference:

Explanation:

You can create custom events in an event log by using the Eventcreate utility. This can be useful as a diagnostic tool in scripts when you record an error or event directly into the logs without using VBScript or another language to log the event.

<http://support.microsoft.com/kb/324145>

QUESTION 3

Your network contains a server that has the SNMP Service installed. You need to configure the SNMP security settings on the server.

Which tool should you use?

- A. Local Security Policy
- B. Scw
- C. Secedit
- D. Services console

Correct Answer: D

Section: (none)

Explanation

Explanation/Reference:

Explanation:

QUESTION 4

Your network contains a server named Server1 that runs Windows Server 2008 R2. Server1 has the SNMP Service installed.

You perform an SNMP query against Server1 and discover that the query returns the incorrect identification information.

You need to change the identification information returned by Server1. What should you do?

- A. From the properties of the SNMP Service, modify the Agent settings.
- B. From the properties of the SNMP Service, modify the General settings.
- C. From the properties of the SNMP Trap Service, modify the Logon settings.
- D. From the properties of the SNMP Trap Service, modify the General settings.

Correct Answer: A

Section: (none)

Explanation

Explanation/Reference:

Explanation:

QUESTION 5

You need to capture the HTTP traffic to and from a server every day between 09:00 and 10:00.

What should you do?

- A. Create a scheduled task that runs the Netsh tool.
- B. Create a scheduled task that runs the Nmcap tool.
- C. From Network Monitor, configure the General options.
- D. From Network Monitor, configure the Capture options.

Correct Answer: B

Section: (none)

Explanation

Explanation/Reference:

Explanation:

`nmcap /networks * /capture LDAP /file c:\file.cap`

If you want a timer add the following

`/startwhen /timeafter x hours`

QUESTION 6

Your network contains a single Active Directory domain. All servers run Windows Server 2008 R2. A DHCP server is deployed on the network and configured to provide IPv6 prefixes. You need to ensure that when you monitor network traffic, you see the interface identifiers derived from the Extended Unique Identifier (EUI)-64 address. Which command should you run?

- A. `netsh.exe interface ipv6 set global addressmaskreply=disabled`
- B. `netsh.exe interface ipv6 set global dhcpmediasense=enabled`
- C. `netsh.exe interface ipv6 set global randomizeidentifiers=disabled`
- D. `netsh.exe interface ipv6 set privacy state=enabled`

Correct Answer: C
Section: (none)
Explanation

Explanation/Reference:
Explanation:

QUESTION 7

Your network contains a server named Server1 that runs Windows Server 2008 R2. Server1 has the Routing and Remote Access service (RRAS) role service installed. You need to view all inbound VPN packets. The solution must minimize the amount of data collected.



<http://www.gratisexam.com/>

What should you do?

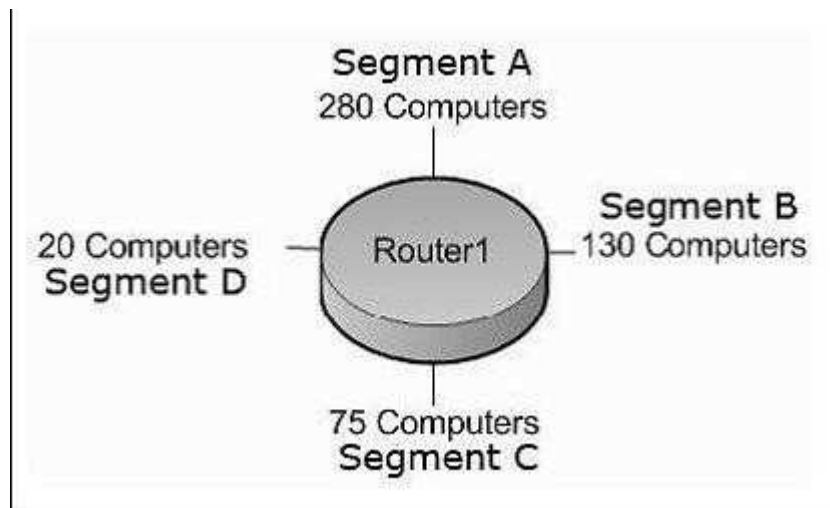
- A. From RRAS, create an inbound packet filter.
- B. From Network Monitor, create a capture filter.
- C. From the Registry Editor, configure file tracing for RRAS.
- D. At the command prompt, run netsh.exe ras set tracing rasauth enabled.

Correct Answer: B
Section: (none)
Explanation

Explanation/Reference:
Explanation:

QUESTION 8

Your company is designing its public network. The network will use an IPv4 range of 131.107.40.0/22. The network must be configured as shown in the following exhibit.



You need to configure subnets for each segment.

Which network addresses should you assign?

- A. Segment A: 131.107.40.0/23
Segment B: 131.107.42.0/24
Segment C: 131.107.43.0/25
Segment D: 131.107.43.128/27
- B. Segment A: 131.107.40.0/25
Segment B: 131.107.40.128/26
Segment C: 131.107.43.192/27
Segment D: 131.107.43.224/30
- C. Segment A: 131.107.40.0/23
Segment B: 131.107.41.0/24
Segment C: 131.107.41.128/25
Segment D: 131.107.43.0/27
- D. Segment A: 131.107.40.128/23
Segment B: 131.107.43.0/24
Segment C: 131.107.44.0/25
Segment D: 131.107.44.128/27

Correct Answer: A

Section: (none)

Explanation

Explanation/Reference:

Explanation:

- 1: The corresponding CIDR notation prefix length is /22.
- 2: The next multiple of 8 that is greater than 22 is 24. Octet 3 is interesting.
- 3: $24 - 22 = 2$, so the incremental is $2^2 = 4$.
- 4: The increments in the third octet are 0,4,8,12,16,20,24,28,32,36,40,44,48, and so on.

QUESTION 9

Your company has an IPv6 network that has 25 segments. You deploy a server on the IPv6 network. You need to ensure that the server can communicate with all segments on the IPv6 network.

What should you do?

- A. Configure the IPv6 address as fd00::2b0:d0ff:fee9:4143/8.
- B. Configure the IPv6 address as fe80::2b0:d0ff:fee9:4143/64.
- C. Configure the IPv6 address as ff80::2b0:d0ff:fee9:4143/64.
- D. Configure the IPv6 address as 0000::2b0:d0ff:fee9:4143/64.

Correct Answer: A

Section: (none)

Explanation

Explanation/Reference:

Explanation:

QUESTION 10

Your company is designing its network. The network will use an IPv6 prefix of 2001:DB8:BBCC:0000::/53. You need to identify an IPv6 addressing scheme that will support 2000 subnets.

Which network mask should you use?

- A. /61
- B. /62
- C. /63

D. /64

Correct Answer: D

Section: (none)

Explanation

Explanation/Reference:

Explanation:

QUESTION 11

Your company uses DHCP to lease IPv4 addresses to computers at the main office. A WAN link connects the main office to a branch office. All computers in the branch office are configured with static IP addresses. The branch office does not use DHCP and uses a different subnet. You need to ensure that the portable computers can connect to network resources at the main office and the branch office.

How should you configure each portable computer?

- A. Use a static IPv4 address in the range used at the branch office.
- B. Use an alternate configuration that contains a static IP address in the range used at the main office.
- C. Use the address that was assigned by the DHCP server as a static IP address.
- D. Use an alternate configuration that contains a static IP address in the range used at the branch office.

Correct Answer: D

Section: (none)

Explanation

Explanation/Reference:

Explanation:

QUESTION 12

You have a Windows Server 2008 R2 computer that has an IP address of 172.16.45.9/21. The server is configured to use IPv6 addressing.

You need to test IPv6 communication to a server that has an IP address of 172.16.40.18/21. What should you do from a command prompt?

- A. Type ping 172.16.45.9:::.
- B. Type ping ::9.45.16.172.
- C. Type ping followed by the Link-local address of the server.
- D. Type ping followed by the Site-local address of the server.

Correct Answer: C

Section: (none)

Explanation

Explanation/Reference:

Explanation:

QUESTION 13

Your network contains a DHCP server named DHCP1 that runs Windows Server 2008 R2. All client computers on the network obtain their network configurations from DHCP1. You have a client computer named Client1 that runs Windows 7 Enterprise. You need to configure Client1 to use a different DNS server than the other client computers on the network. What should you do?

- A. Configure the scope options.
- B. Create a reservation.

- C. Create a DHCP filter.
- D. Define a user class.

Correct Answer: B

Section: (none)

Explanation

Explanation/Reference:

Explanation:

QUESTION 14

Your network contains a domain controller named DC1 and a member server named Server1. You save a copy of the Active Directory Web Services (ADWS) event log on DC1. You copy the log to Server1. You open the event log file on Server1 and discover that the event description information is unavailable. You need to ensure that the event log file displays the same information when the file is open on Server1 and on DC1. What should you do on Server1?

- A. Import a custom view.
- B. Copy the SYSVOL folder from DC1.
- C. Copy the LocaleMetaData folder from DC1.
- D. Create a custom view.

Correct Answer: C

Section: (none)

Explanation

Explanation/Reference:

Explanation:

The LocaleMetaData contains the description/display information that is missing, and when you "save all events as" you should chose to save and "display information".

QUESTION 15

You have a DHCP server that runs Windows Server 2008 R2. You need to reduce the size of the DHCP database.

What should you do?

- A. From the DHCP snap-in, reconcile the database.
- B. From the folder that contains the DHCP database, run jetpack.exe dhcp.mdb temp.mdb.
- C. From the properties of the dhcp.mdb file, enable the File is ready for archiving attribute.
- D. From the properties of the dhcp.mdb file, enable the Compress contents to save disk space attribute.

Correct Answer: B

Section: (none)

Explanation

Explanation/Reference:

Explanation:

QUESTION 16

You have a DHCP server that runs Windows Server 2008 R2. The DHCP server has two network connections named LAN1 and LAN2.

You need to prevent the DHCP server from responding to DHCP client requests on LAN2. The server must continue to respond to non-DHCP client requests on LAN2.

What should you do?

- A. From the DHCP snap-in, modify the bindings to associate only LAN1 with the DHCP service.
- B. From the DHCP snap-in, create a new multicast scope.
- C. From the properties of the LAN1 network connection, set the metric value to 1.
- D. From the properties of the LAN2 network connection, set the metric value to 1.

Correct Answer: A

Section: (none)

Explanation

Explanation/Reference:

Explanation:

QUESTION 17

Your network contains a server named Server1 that runs Windows Server 2008 R2. Server1 is configured as a DNS server. You need to ensure that Server1 only resolves queries issued from client computers in the same subnet as Server1. The solution must ensure that Server1 can resolve Internet host names. What should you do on Server1?



<http://www.gratisexam.com/>

- A. Configure Windows Firewall.
- B. Create a conditional forwarder.
- C. Modify the routing table.
- D. Create a trust anchor.

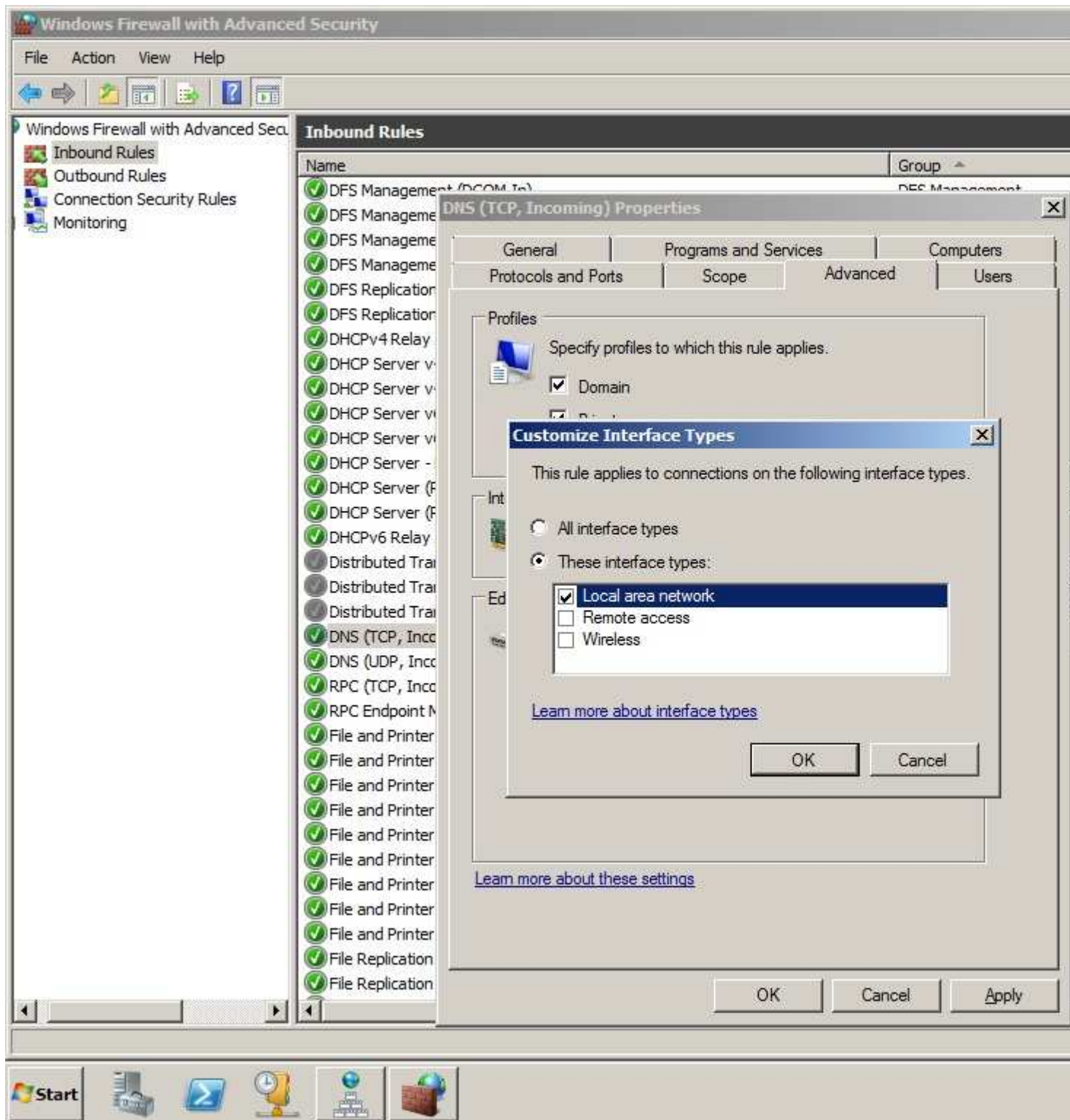
Correct Answer: A

Section: (none)

Explanation

Explanation/Reference:

Explanation:



QUESTION 18

Your network uses IPv4.

You install a server that runs Windows Server 2008 R2 at a branch office. The server is configured with two network interfaces.

You need to configure routing on the server at the branch office. Which two actions should you perform? (Each

correct answer presents part of the solution. Choose two.)

- A. Install the Routing and Remote Access Services role service.
- B. Run the netsh ras ip set access ALL command.
- C. Run the netsh interface ipv4 enable command.
- D. Enable the IPv4 Router Routing and Remote Access option.

Correct Answer: AD

Section: (none)

Explanation

Explanation/Reference:

Explanation:

QUESTION 19

Your company has an IPv4 Ethernet network.

A router named R1 connects your segment to the Internet. A router named R2 joins your subnet with a segment named Private1. The Private1 segment has a network address of 10.128.4.0/26. Your computer named WKS1 requires access to servers on the Private1 network. The WKS1 computer configuration is as shown in the following table.

Network	Addresses
IPv4 Address	10.128.64.113
Subnet mask	255.255.252.0
Default Gateway	10.128.64.1

The routers are configured as shown in the following table.

Router ID	Addresses
R1 – interface 1	10.128.64.1
R1 – interface 2 (To Internet)	131.107.108.37
R2 – interface 1	10.128.64.10
R2 – interface 2	10.128.4.1

WKS1 is unable to connect to the Private1 network by using the current configuration. You need to add a persistent route for the Private1 network to the routing table on WKS1.

Which command should you run on WKS1?

- A. Route add -p 10.128.4.0/22 10.128.4.1
- B. Route add -p 10.128.4.0/26 10.128.64.10
- C. Route add -p 10.128.4.0 mask 255.255.255.192 10.128.64.1
- D. Route add -p 10.128.64.10 mask 255.255.255.192 10.128.4.0

Correct Answer: B

Section: (none)

Explanation

Explanation/Reference:

Explanation:

QUESTION 20

You need to create a sender policy framework (SPF) record for the e-mail servers on your network. Which type

of resource record should you create?

- A. Alias (CNAME)
- B. Host Information (HINFO)
- C. Signature (SIG)
- D. Text (TXT)

Correct Answer: D

Section: (none)

Explanation

Explanation/Reference:

Explanation:

Authenticating Outbound E-Mail:

Domain holders need to complete an inventory and publish all IP addresses of their outbound e-mail servers in the DNS zone file. This is an administrative step that requires no changes to an organization's e-mail or DNS software. Even if your domain has no outbound e-mail servers, you can help protect your domain from spoofing by publishing an SPF record in the DNS that states this. Follow the steps below to create and publish an SPF record for each domain name that your organization owns.

1. Determine the IP addresses of the outbound e-mail servers for the domain.
2. Identify the e-mail servers that transmit outbound e-mail for all of the domains and subdomains in your organization, as well as the IP addresses for these servers. You will need to publish a Sender ID record for each of them. If your organization uses any third parties to send e-mail on its behalf, such as an e-mail service provider or a hoster, you will also need to know their domain names. However, you do not need to know the IP addresses of their outbound e-mail servers. (You may want to encourage them to publish Sender ID records for their own domains.)
3. Create the SPF record. You can use the Sender ID Wizard described in this document to make it easier. (See www.microsoft.com/senderid/wizard.) Note You must create a separate SPF record for each domain and subdomain that sends e-mail for you. It is possible for several domains to share the same Sender ID record.
4. After you have created the SPF records for your organization, publish them in DNS TXT records. You may need the assistance of your DNS administrator, Web hoster, or registrar.
5. Ensure that your domain can be correctly identified as the purported responsible domain (PRD) for each message you send. This means that the sender's domain must be shown in certain headers of the e-mail message. Sender ID has been carefully designed to ensure that most legitimate e-mailers, remailers, and mailing list operators already satisfy this requirement. In a few cases, such as mail forwarding services, you may need to add additional headers to e-mail messages.

QUESTION 21

Your network contains an Active Directory forest named fabrikam.com. The forest contains a DNS server named Server1. You need to configure Server1 to resolve single-label names. What should you do?

- A. Create a DNS zone named GlobalNames. Run dnscmd.exe and specify the Config parameter.
- B. Create a DNS zone named GlobalNames. Run dnscmd.exe and specify the CreateDirectoryPartition parameter.
- C. Create a DNS zone named RootNames. Run dnscmd.exe and specify the CreateDirectoryPartition parameter.
- D. Create a DNS zone named RootNames. Run dnscmd.exe and specify the Config parameter.

Correct Answer: A

Section: (none)

Explanation

Explanation/Reference:

Explanation:

QUESTION 22

Your company uses Active Directory-integrated DNS. Users require access to the Internet. You run a network

capture. You notice the DNS server is sending DNS name resolution queries to a server named f.root-servers.net.

You need to prevent the DNS server from sending queries to f.root-servers.net. The server must be able to resolve names for Internet hosts.

Which two actions should you perform? (Each correct answer presents part of the solution. Choose two.)

- A. Enable forwarding to your ISP's DNS servers.
- B. Disable the root hints on the DNS server.
- C. Disable the netmask ordering option on the DNS server.
- D. Configure Reverse Lookup Zones for the IP subnets on the network.

Correct Answer: AB

Section: (none)

Explanation

Explanation/Reference:

Explanation:

QUESTION 23

Your company has a single Active Directory forest that has six domains. All DNS servers in the forest run Windows Server 2008 R2.

You need to ensure that all public DNS queries are channeled through a single-caching-only DNS server.

Which two actions should you perform? (Each correct answer presents part of the solution. Choose two.)

- A. Disable the root hints.
- B. Enable BIND secondaries.
- C. Configure a forwarder to the caching DNS server.
- D. Configure a GlobalNames host (A) record for the hostname of the caching DNS server.

Correct Answer: AC

Section: (none)

Explanation

Explanation/Reference:

Explanation:

QUESTION 24

Contoso Ltd. has a single Active Directory forest that has five domains. Each domain has two DNS servers. Each DNS server hosts Active Directory-integrated zones for all five domains. All domain controllers run Windows Server 2008 R2.

Contoso acquires a company named Tailspin Toys. Tailspin Toys has a single Active Directory forest that contains a single domain.

You need to configure the DNS system in the Contoso forest to provide name resolution for resources in both forests.

What should you do?

- A. Configure client computers in the Contoso forest to use the Tailspin Toys DNS server as the alternate DNS server.
- B. Create a new conditional forwarder and store it in Active Directory. Replicate the new conditional forwarder to all DNS servers in the Contoso forest.

- C. Create a new application directory partition in the Contoso forest. Enlist the directory partition for all DNS servers.
- D. Create a new host (A) record in the GlobalNames folder on one of the DNS servers in the Contoso forest. Configure the host (A) record by using the Tailspin Toys domain name and the IP address of the DNS server in the Tailspin Toys forest.

Correct Answer: B

Section: (none)

Explanation

Explanation/Reference:

Explanation:

QUESTION 25

Your company has a single Active Directory forest that has an Active Directory domain named na.contoso.com.

A server named Server1 runs the DNS Server server role. You notice stale resource records in the na.contoso.com zone. You have enabled DNS scavenging on Server1. Three weeks later, you notice that the stale resource records remain in na.contoso.com. You need to ensure that the stale resource records are removed from na.contoso.com.

What should you do?

- A. Stop and restart the DNS Server service on Server1.
- B. Enable DNS scavenging on the na.contoso.com zone.
- C. Run the dnscmd Server1 /AgeAllRecords command on Server1.
- D. Run the dnscmd Server1 /StartScavenging command on Server1.

Correct Answer: B

Section: (none)

Explanation

Explanation/Reference:

Explanation:

Exam B

QUESTION 1

Your network contains an Active Directory domain named contoso.com.

From DNS Manager, you open the properties of contoso.com as shown in the exhibit. (Click the Exhibit button)

The screenshot shows the 'Propiedades de contoso.com' dialog box with the 'Inicio de autoridad (SOA)' tab selected. The fields are as follows:

- Número de serie: 1 (Incremento button)
- Servidor principal: dc1.contoso.com (Examinar... button)
- Persona responsable: hostmaster.contoso.com (Examinar... button)
- Intervalo de actualización: 15 Minutos
- Intervalo de reintento: 10 Minutos
- Expira después de: 1 Días
- TTL mínimo (predeterminado): 1 Horas
- TTL para este registro: 0 1 0 0 (DDDD:HH.MM.SS)

Buttons at the bottom: Aceptar, Cancelar, Aplicar, Ayuda.

You need to ensure that you can modify the start of authority (SOA) record for contoso.com. What should you do?

- A. Modify the zone transfer settings.
- B. Log on as a member of the DnsAdmins group.
- C. Log on as a member of the Domain Admins group.
- D. Connect to the DNS server that contains the primary zone.

Correct Answer: D

Section: (none)

Explanation

Explanation/Reference:

Explanation:

QUESTION 2

Your company has a main office and a branch office. The company network has two WINS servers. You have an application that requires NetBIOS name resolution. The WINS servers are configured as shown in the following table.

Location	Server name	IP address
Main office	DC1	10.1.0.23
Branch office	DC2	10.6.0.254

You discover that the WINS addresses on all client computers in both offices are configured in the following order of use:

10.1.0.23

10.6.0.254

You reconfigure the WINS addresses on all client computers in the branch office in the following order of use:

10.6.0.254

10.1.0.23

After the reconfiguration, users in the branch office are unable to connect to the servers that are located in the main office.

You need to restore name resolution in the branch office. What should you do?

- A. Configure the burst handling option on DC2.
- B. Configure DC1 and DC2 as WINS push/pull replication partners.
- C. In the WINS server properties on DC1, increase the Renew interval setting to 1 day.
- D. In the WINS server properties on DC2, increase the Renew interval setting to 1 day.

Correct Answer: B

Section: (none)

Explanation

Explanation/Reference:

Explanation:

QUESTION 3

Your company has a server named Server1 that runs a Server Core installation of Windows Server 2008 R2, and the DNS Server server role. Server1 has one network interface named Local Area Connection. The static IP address of the network interface is configured as 10.0.0.1. You need to create a DNS zone named local.contoso.com on Server1.

Which command should you use?

- A. `ipconfig /registerdns:local.contoso.com`
- B. `dnscmd Server1 /ZoneAdd local.contoso.com /DSPrimary`
- C. `dnscmd Server1 /ZoneAdd local.contoso.com /Primary /file local.contoso.com.dns`
- D. `netsh interface ipv4 set dnsserver name="local.contoso.com" static 10.0.0.1 primary`

Correct Answer: C

Section: (none)

Explanation

Explanation/Reference:

Explanation:

QUESTION 4

Your network contains a server named Server1 that runs Windows Server 2008 R2. Server1 has the Network_Policy Server (NPS) role installed.

You need to ensure that the NPS log files on Server1 contain information of client connections.

What should you do?

- A. Enable the Accounting requests settings.
- B. Enable the Authentication requests settings.
- C. Configure the IAS (Legacy) log file format.
- D. Configure the DTS Compliant log file format.

Correct Answer: D

Section: (none)

Explanation

Explanation/Reference:

Explanation:

The DTS Compliant log format is the newest one and only its XML have attributes for session duration such as Acct-Session-Time = "The length of time (in seconds) for which the session has been active.

QUESTION 5

Your company has an Active Directory forest. All domain controllers run the DNS Server server role. The company plans to decommission the WINS service. You need to enable forest-wide single name resolution. What should you do?

- A. Enable WINS-R lookup in DNS.
- B. Create Service Location (SRV) records for the single name resources.
- C. Create an Active Directory-integrated zone named LegacyWINS. Create host (A) records for the single name resources.
- D. Create an Active Directory-integrated zone named GlobalNames. Create host (A) records for the single name resources.

Correct Answer: D

Section: (none)

Explanation

Explanation/Reference:

Explanation:

QUESTION 6

You manage a domain controller that runs Windows Server 2008 R2 and the DNS Server server role. The DNS server hosts an Active Directory-integrated zone for your domain. You need to provide a user with the ability to manage records in the zone. The user must not be able to modify the DNS server settings.

What should you do?

- A. Add the user to the DNSUpdateProxy Global security group.
- B. Add the user to the DNSAdmins Domain Local security group.
- C. Grant the user permissions on the zone.
- D. Grant the user permissions on the DNS server.

Correct Answer: C

Section: (none)

Explanation

Explanation/Reference:

Explanation:

QUESTION 7

Your network contains an Active Directory domain named contoso.com. All domain controllers run Windows Server 2008 R2 and are configured as DNS servers. All client computers run Windows

7. You create a new zone named secure.contoso.com and configure the zone to use DNSSEC. You need to ensure that all client computers verify whether the name and address information of secure.contoso.com is validated by the DNS servers. What should you configure from Group Policy?

- A. an IPsec Security policy
- B. the DNS Client settings
- C. the Public Key policies
- D. a Name Resolution Policy rule

Correct Answer: D

Section: (none)

Explanation

Explanation/Reference:

Explanation: see also:

[http://technet.microsoft.com/de-de/library/ee649207\(WS.10\).aspx](http://technet.microsoft.com/de-de/library/ee649207(WS.10).aspx)

QUESTION 8

Your company has a main office and two branch offices that are connected by WAN links. The main office runs the DNS Server service on three domain controllers. The zone for your domain is configured as an Active Directory-integrated zone.

Each branch office has a single member server that hosts a secondary zone for the domain. The DNS servers in the branch offices use the main office DNS server as the DNS Master server for the zone. You need to minimize DNS zone transfer traffic over the WAN links.

What should you do?

- A. Decrease the Retry Interval setting in the Start of Authority (SOA) record for the zone.
- B. Decrease the Refresh Interval setting in the Start of Authority (SOA) record for the zone.
- C. Increase the Refresh Interval setting in the Start of Authority (SOA) record for the zone.
- D. Disable the netmask ordering option in the properties of the DNS Master server for the zone.

Correct Answer: C

Section: (none)

Explanation

Explanation/Reference:

Explanation:

QUESTION 9

Your network contains an Active Directory domain. The domain contains an enterprise certification authority (CA) named Server1 and a server named Server2. On Server2, you deploy Network Policy Server (NPS) and you configure a Network Access Protection (NAP) enforcement policy for IPsec. From the Health Registration Authority snap-in on Server2, you set the lifetime of health certificates to four hours. You discover that the validity period of the health certificates issued to client computers is one year.

You need to ensure that the health certificates are only valid for four hours. What should you do?

- A. Modify the Request Handling settings of the certificate template used for the health certificates.
- B. Modify the Issuance Requirements settings of the certificate template used for the health certificates.
- C. On Server1, run `certutil.exe -setreg policy\editflags +editf_attributeenddate`.
- D. On Server1, run `certutil.exe Csetregdbflags +dbflags_enablevolatilerequests`.

Correct Answer: C

Section: (none)

Explanation

Explanation/Reference:

Explanation:

QUESTION 10

Your company has a single Active Directory domain. All servers run Windows Server 2008 R2. You install an additional DNS server that runs Windows Server 2008 R2. You need to delete the pointer record for the IP address 10.3.2.127.

What should you do?

- A. Use DNS manager to delete the 127.in-addr.arpa zone.
- B. Run the `dnscmd /RecordDelete 10.3.2.127` command at the command prompt.
- C. Run the `dnscmd /ZoneDelete 127.in-addr.arpa` command at the command prompt.
- D. Run the `dnscmd /RecordDelete 10.in-addr.arpa. 127.2.3 PTR` command at the command prompt.

Correct Answer: D

Section: (none)

Explanation

Explanation/Reference:

Explanation:

QUESTION 11

Your company has a server that runs Windows Server 2008 R2. You have a new application that locates remote resources by name. The new application requires IPv6.

You need to ensure that the application can locate remote resources by using IPv6. What should you do?

- A. Create a new Pointer (PTR) DNS record.
- B. Create a new Quad-A (AAAA) DNS record.
- C. Create a new Signature (SIG) DNS record.
- D. Create a new Route Through (RT) DNS record.

Correct Answer: B

Section: (none)

Explanation

Explanation/Reference:

Explanation:

QUESTION 12

You are building a test environment to evaluate DNS Security Extensions (DNSSEC). You have a domain controller named Server1 that runs Windows Server 2008 R2 in your test environment.

Server1 has the DNS Server server role installed.

You need to configure Server1 to support the DNSSEC evaluation. Which two actions should you perform? (Each correct answer presents part of the solution. Choose two.)

- A. Create a new Quad-A (AAAA) DNS record.
- B. Create a new Signature (SIG) DNS record.
- C. Create a new Public key (KEY) DNS record.
- D. Create a new Well-known service (WKS) DNS record.

Correct Answer: BC

Section: (none)

Explanation

Explanation/Reference:

Explanation:

QUESTION 13

Your company has a domain controller that runs Windows Server 2008 R2 and the DNS role. The DNS domain is named contoso.com.

You need to ensure that inquiries about contoso.com are sent to dnsadmin@contoso.com. What should you do?

- A. Create a Signature (SIG) record for the domain controller.
- B. Modify the Name Server (NS) record for the domain controller.
- C. Modify the Service Location (SRV) record for the domain controller.
- D. Modify the Start of Authority (SOA) record on the domain controller.

Correct Answer: D

Section: (none)

Explanation

Explanation/Reference:

Explanation:

QUESTION 14

Your company has a domain controller named Server1 that runs Windows Server 2008 R2 and the DNS server role. A server named Server2 runs Windows Server 2003 and Microsoft Exchange Server 2007.

The company wants to deploy a new Exchange server named Server3 to receive all inbound e-mail traffic.

You need to configure DNS to direct incoming e-mail traffic to the Exchange servers. You also need to ensure that higher priority is given to Server3.

What should you do?

- A. Set the priority value of the Server2 Mail Exchanger (MX) record to 20. Create a new Mail Exchanger (MX) record for Server3. Set the priority value to 5.
- B. Set the priority value of the Server2 Mail Exchanger (MX) record to 5. Create a new Mail Exchanger (MX) record for Server3. Set the priority value to 20.
- C. Create a new Service Location (SRV) record in the domain for Server3. Set the port number value to 25. Configure the priority setting to 20.
- D. Create a new Service Location (SRV) record in the domain for Server3. Set the port number value to 110. Configure the priority setting to 5.

Correct Answer: A

Section: (none)

Explanation

Explanation/Reference:

Explanation:

QUESTION 15

Your company has a domain controller named Server1 that runs Windows Server 2008 R2 and the DNS Server server role. A server named Server2 runs a custom application. You need to configure DNS to include the following parameters for the custom application:

- Service
- Priority
- Weight
- Protocol
- Port number
- Host offering this service

Which record should you create?

- A. Host Info (HINFO)
- B. Service Location (SRV)
- C. Canonical Name (CNAME)
- D. Well-Known Service (WKS)

Correct Answer: B

Section: (none)

Explanation

Explanation/Reference:

Explanation:

see below sample:

New Resource Record

Service Location (SRV)

Domain: LyncDom.Com

Service: _sipinternaltls

Protocol: _tcp

Priority: 0

Weight: 0

Port number: 5061

Host offering this service: sip.lyncdom.com

☐ Allow any authenticated user to update all DNS records with the same name. This setting applies only to DNS records for a new name.

OK Cancel Help

QUESTION 16

Your network contains an Active Directory domain. The domain contains DNS servers that run Windows Server 2008 R2. The network has two external links. One link connects to the Internet.

The other link directly connects to the network of a partner company. The partner company's network is not connected to the Internet. You need to ensure that users on your network can access resources on the partner company's network. The solution must ensure that the users on your network can continue to access resources on the Internet. Which two actions should you perform on the DNS servers? (Each correct answer presents a complete solution. Choose two.)

- A. Configure conditional forwarding.
- B. Add a stub zone.
- C. Modify the root hints.
- D. Add a reverse lookup zone.
- E. Add a trust anchor.

Correct Answer: AC

Section: (none)

Explanation

Explanation/Reference:

Explanation:

QUESTION 17

Your company has a main office and two branch offices. Domain controllers in the main office host an Active Directory-integrated zone.

The DNS servers in the branch offices host a secondary zone for the domain and use the main office DNS servers as their DNS Master servers for the zone.

The company adds a new branch office. You add a member server named Branch3 and install the DNS Server role on the server. You configure a secondary zone for the domain. The zone transfer fails.

You need to configure DNS to provide zone data to the DNS server in the new branch office.

What should you do?

- A. Run dnscmd by using the ZoneResetMasters option.
- B. Run dnscmd by using the ZoneResetSecondaries option.
- C. Add the new DNS server to the Zone Transfers tab on one of the DNS servers in the main office.
- D. Add the new DNS server to the DNSUpdateProxy Global security group in Active Directory Users and Computers.

Correct Answer: C

Section: (none)

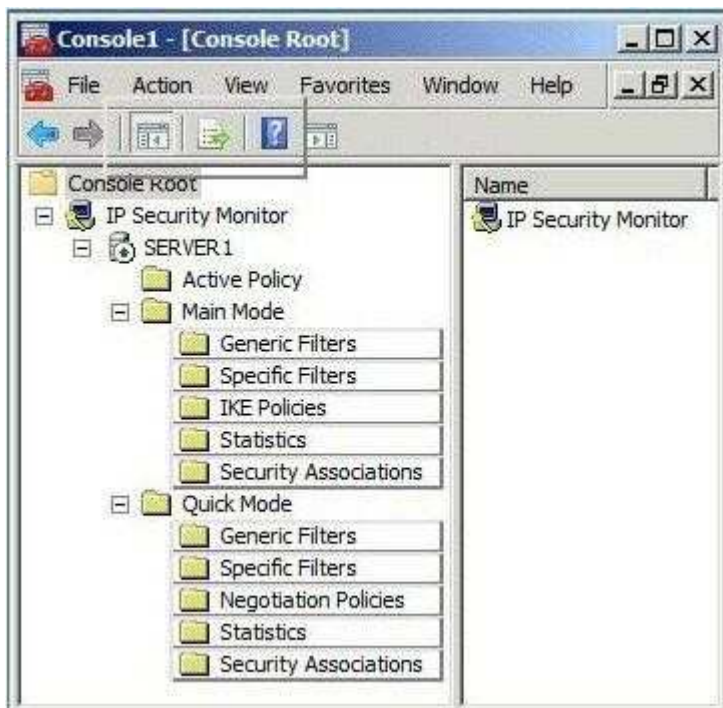
Explanation

Explanation/Reference:

Explanation:

QUESTION 18

Your network contains a server named Server1 that runs Windows Server 2008 R2. You configure IPsec on Server1. You need to identify the total number of encrypted bytes sent and received by Server1. Which node should you use to achieve this task? To answer, select the appropriate node in the answer area.



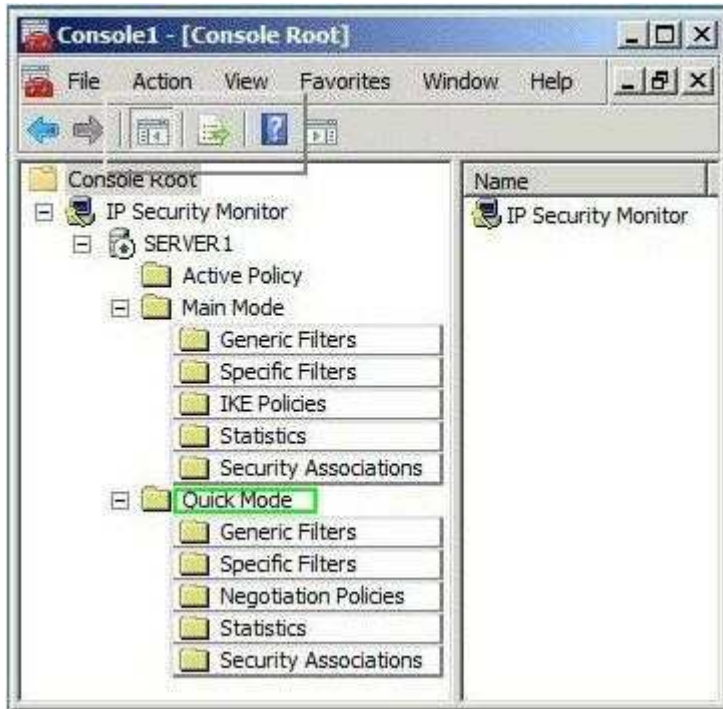
- A. Active Policy
- B. Main Mode
- C. Quick Mode
- D. None

Correct Answer: C

Section: (none)

Explanation

Explanation/Reference:



Explanation:

QUESTION 19

Your network contains a Windows Server Update Services (WSUS) server named Server1. All client computers are configured to download updates from Server1. Server1 is configured only to synchronize manually to Microsoft Update. Your company deploys a new Microsoft application. You discover that the new application is not listed on the Products and Classifications list. You need to ensure that updates for the new application are available to all of the client computers.

What should you do first?

- A. Run the Server Cleanup Wizard.
- B. Approve updates.
- C. Synchronize the WSUS server.
- D. Modify the Products and Classifications settings.

Correct Answer: C

Section: (none)

Explanation

Explanation/Reference:

Explanation:

QUESTION 20

You have a perimeter network that contains 20 servers. All of the servers run Windows Server 2008 R2 and are members of a workgroup. You add an additional server named Server21 to the perimeter network. You plan to configure Server21 to collect events forwarded from the other servers. You need to ensure that the events are

available on Server21 as quickly as possible. Which event delivery optimization option should you enable?

- A. Normal
- B. Custom
- C. Minimize Bandwidth
- D. Minimize Latency

Correct Answer: D

Section: (none)

Explanation

Explanation/Reference:

Explanation:

QUESTION 21

Your company has an Active Directory domain named ad.contoso.com. All client computers run Windows 7.

The company has recently acquired a company that has an Active Directory domain named ad.fabrikam.com. A two-way forest trust is established between the ad.fabrikam.com domain and the ad.contoso.com domain.

You need to edit the ad.contoso.com domain Group Policy object (GPO) to enable users in the ad.contoso.com domain to access resources in the ad.fabrikam.com domain.

What should you do?

- A. Configure the DNS Suffix Search List option to ad.contoso.com, ad.fabrikam.com.
- B. Configure the Allow DNS Suffix Appending to Unqualified Multi-Label Name Queries option to True.
- C. Configure the Primary DNS Suffix option to ad.contoso.com, ad.fabrikam.com. Configure the Primary DNS Suffix Devolution option to True.
- D. Configure the Primary DNS Suffix option to ad.contoso.com, ad.fabrikam.com. Configure the Primary DNS Suffix Devolution option to False.

Correct Answer: A

Section: (none)

Explanation

Explanation/Reference:

Explanation:

QUESTION 22

Your company has a single Active Directory forest that has a domain in North America named na.contoso.com and a domain in South America named sa.contoso.com. The client computers run Windows 7.

You need to configure the client computers in the North America office to improve the name resolution response time for resources in the South America office.

What should you do?

- A. Configure a new Group Policy object (GPO) that disables the Local-Link Multicast Name Resolution feature. Apply the policy to all the client computers in the North America office.
- B. Configure a new Group Policy object (GPO) that enables the Local-Link Multicast Name Resolution feature. Apply the policy to all the client computers in the North America office.
- C. Configure a new Group Policy object (GPO) that configures the DNS Suffix Search List option to sa.contoso.com, na.contoso.com. Apply the policy to all the client computers in the North America office.
- D. Configure the priority value for the Service Location (SRV) records on each of the North America domain controllers to 5.

Correct Answer: C

Section: (none)

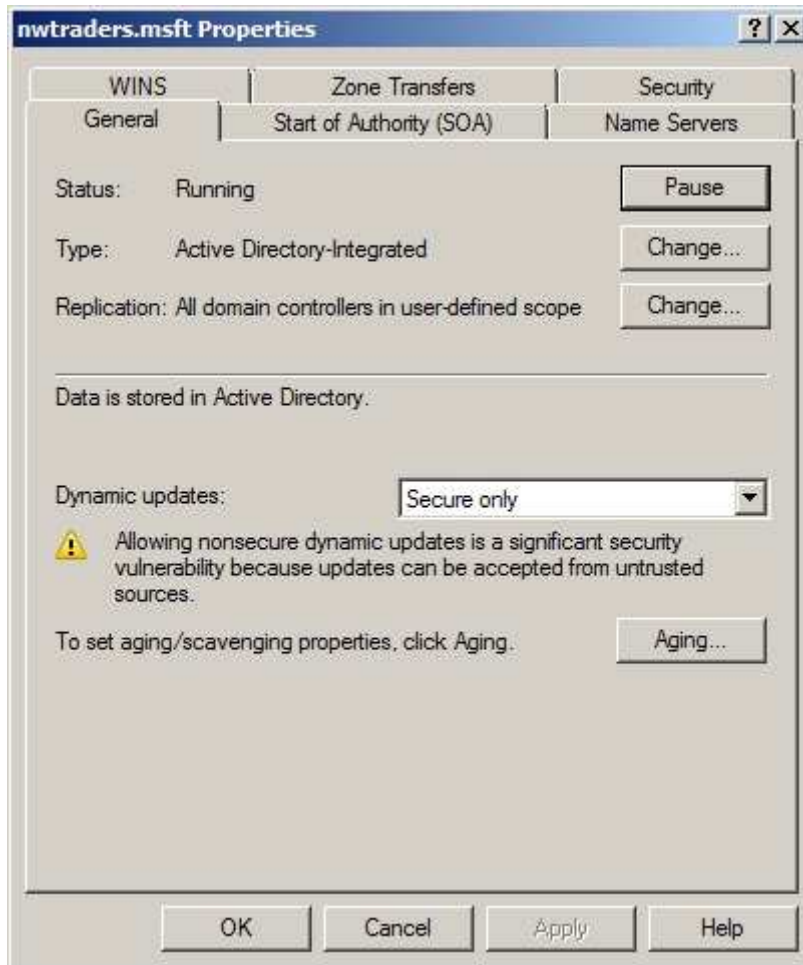
Explanation

Explanation/Reference:

Explanation:

QUESTION 23

You have a client computer named Computer1 that runs Windows 7. You need to ensure that, from Computer1, you can enumerate all of the records in a DNS zone. Which settings should you configure from the properties of the DNS zone? To answer, select the appropriate tab in the answer area.



- A. General
- B. Start Of Authority (SOA)
- C. Security
- D. Zone Transfers
- E. Name Servers
- F. Wins

Correct Answer: D

Section: (none)

Explanation

Explanation/Reference:

QUESTION 24

Your network contains an Active Directory domain named fabrikam.com. The domain contains five domain controllers named DC1, DC2, DC3, DC4, and DC5. All domain controllers run Windows Server 2008 R2 and have the DNS server role installed. On DC5, you create a new Active Directory-integrated DNS zone named adatum.com. You need to ensure that the adatum.com DNS zone is only replicated to DC5 and DC2. The solution must ensure that all zone replication traffic is encrypted. What should you do first?

- A. Create an application directory partition.
- B. Create a primary zone.
- C. Modify the zone transfer settings.
- D. Change the zone replication scope.

Correct Answer: A

Section: (none)

Explanation

Explanation/Reference:

Explanation:

QUESTION 25

Your network contains a server named Server1 that runs Windows Server 2008 R2. You enable IPSec on Server1. You need to identify which client computers have active IPSec associations to Server1. Which administrative tool should you use to achieve this task? To answer, select the appropriate tool from the answer area.



- A. Computer Management
- B. Storage Explorer
- C. Component Services
- D. Windows Firewall with Advanced Security

Correct Answer: D

Section: (none)

Explanation

Explanation/Reference:



Explanation: M

Exam C

QUESTION 1

Your network contains a server named Server1 that runs Windows Server 2008 R2. On Server1, you run route add 192.168.10.0 mask 255.255.255.0 172.23.1.2 metric 10. You restart Server1, and then run the route command as shown in the exhibit. (Click the Exhibit button.)

```
C:\Users\administrator.CONTOSO>route print -4

=====
Interface List
11...08 00 27 7c 4c 70 .....Intel(R) PRO/1000 MT Network Connection
1.....Software Loopback Interface 1
12...00 00 00 00 00 00 00 e0 Microsoft ISATAP Adapter
13...00 00 00 00 00 00 00 e0 Teredo Tunneling Pseudo-Interface
=====

IPv4 Route Table
=====
Active Routes:
Network Destination        Netmask          Gateway          Interface        Metric
0.0.0.0                    0.0.0.0          172.23.1.1       172.23.1.102     266
127.0.0.0                  255.0.0.0        On-link          127.0.0.1        306
127.0.0.1                  255.255.255.255  On-link          127.0.0.1        306
127.255.255.255            255.255.255.255  On-link          127.0.0.1        306
172.23.1.0                  255.255.255.0    On-link          172.23.1.102     266
172.23.1.102                255.255.255.255  On-link          172.23.1.102     266
172.23.1.255                255.255.255.255  On-link          172.23.1.102     266
224.0.0.0                   240.0.0.0        On-link          127.0.0.1        306
224.0.0.0                   240.0.0.0        On-link          172.23.1.102     266
255.255.255.255            255.255.255.255  On-link          127.0.0.1        306
255.255.255.255            255.255.255.255  On-link          172.23.1.102     266
=====
Persistent Routes:
Network Address            Netmask          Gateway Address  Metric
0.0.0.0                    0.0.0.0          172.23.1.1       Default
=====

C:\Users\administrator.CONTOSO>_
```

You need to ensure that after you restart Server1, Server1 routes all of the traffic for 192.168.10.0/24 by using the router that has an IP address of 172.23.1.2. Which command should you run on Server1?

- A. netstat -p ip 172.23.1.2
- B. netstat -f 172.23.1.2
- C. route add 192.168.10.0 mask 255.255.255.0 172.23.1.2 metric 10 -p
- D. route add 192.168.10.0 mask 255.255.255.128 172.23.1.2 metric 1 -f

Correct Answer: C

Section: (none)

Explanation

Explanation/Reference:

Explanation:

QUESTION 2

Your company has 10 servers that run Windows Server 2008 R2. The servers have Remote Desktop Protocol (RDP) enabled for server administration. RDP is configured to use default security settings.

All administrators' computers run Windows 7.

You need to ensure the RDP connections are as secure as possible. Which two actions should you perform? (Each correct answer presents part of the solution. Choose two.)

- A. Set the security layer for each server to the RDP Security Layer.
- B. Configure the firewall on each server to block port 3389.
- C. Acquire user certificates from the internal certification authority.
- D. Configure each server to allow connections only to Remote Desktop client computers that use Network Level Authentication.

Correct Answer: CD

Section: (none)

Explanation

Explanation/Reference:

Explanation:

QUESTION 3

Your network contains a server that runs Windows Server 2008 R2 named Server1.

You install a new application on Server1. After the installation, you discover that Server1 frequently becomes unavailable.

You need to identify whether the issues on Server1 coincide with the installation of the application. What should you do?

- A. From Reliability Monitor, review the reliability details.
- B. From Administrative Tools, run Windows Memory Diagnostic.
- C. From the System Configuration utility, select Diagnostic startup.
- D. From the command prompt, run the Program Compatibility Wizard.

Correct Answer: A

Section: (none)

Explanation

Explanation/Reference:

Explanation:

QUESTION 4

Your network contains a file server named Server1 that runs Windows Server 2008 R2. Users report that when they try to open some of the folders in \\server1\folder1, they receive an Access is Denied error message. You need to ensure that when the users connect to \\server1\folder1, they only see the files and the folders to which they are assigned permissions. Which tool should you use?

- A. Local Security Policy
- B. Share and Storage Management
- C. Windows Explorer
- D. Windows Firewall with Advanced Security

Correct Answer: B

Section: (none)

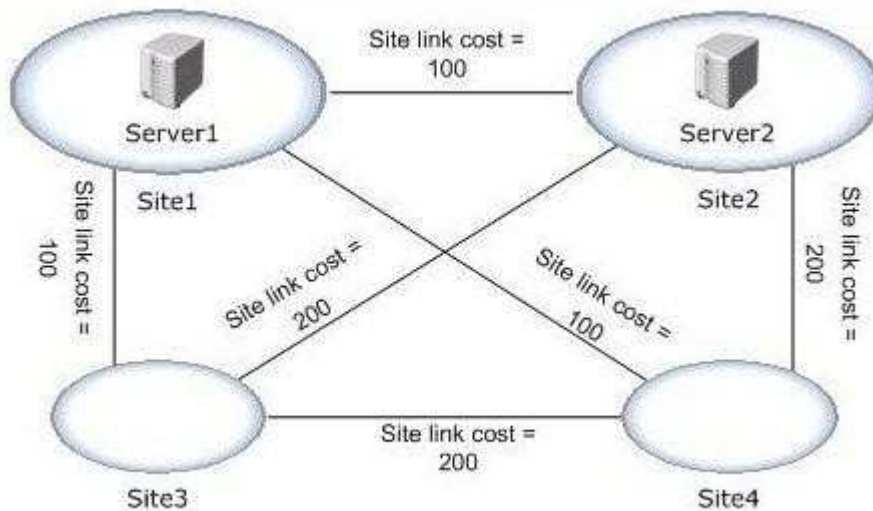
Explanation

Explanation/Reference:

Explanation:

QUESTION 5

Your network contains an Active Directory domain named contoso.com. All server run Windows Server 2008 R2. The topology of the Active Directory site is configured as shown in the exhibit.
(Click the Exhibit button.)



Server1 and Server2 host a Distributed File System (DFS) replica named \\contoso.com\dfs\Folder1 . You discover that client computers in Site3 and Site4 always contact Server1 when they access files in \\contoso.com\dfs\Folder1. You need to ensure that client traffic from Site3 and Site4 is distributed between Server1 and Server2. What should you do?

- A. From the properties of the \\contoso.com\dfs\folder1 folder, modify the referrals settings.
- B. From the properties of the \\contoso.com\dfs\folder1 folder, modify the advanced settings.
- C. From the properties of the \\contoso.com\dfs\ namespace, modify the polling settings of the name.
- D. From the properties of the \\contoso.com\dfs\ namespace, modify the ordering method of the name.

Correct Answer: D

Section: (none)

Explanation

Explanation/Reference:

Explanation:

General Referrals Advanced

Specify the amount of time that clients cache (store) referrals for this namespace.

Cache duration (in seconds): 300

Targets in a client's site are listed first in a referral. Select the method for ordering targets outside of the client's site.

Ordering method:
Lowest cost

☐ Clients fail back to preferred targets

QUESTION 6

Your company's corporate network uses Network Access Protection (NAP). Users are able to connect to the corporate network remotely. You need to ensure that data transmissions between remote client computers and the corporate network are as secure as possible. What should you do?

- A. Apply an IPsec NAP policy.
- B. Configure a NAP policy for 802.1X wireless connections.
- C. Configure VPN connections to use MS-CHAP v2 authentication.
- D. Restrict Dynamic Host Configuration Protocol (DHCP) clients by using NAP.

Correct Answer: A

Section: (none)

Explanation

Explanation/Reference:

Explanation:

QUESTION 7

You configure a full server backup on a server as shown in the exhibit. (Click the Exhibit button.)



You need to ensure that a full server backup runs each day at 23:45 and that a custom script runs when the backup completes. Which tool should you use?

- A. Task Scheduler
- B. Windows Server Backup
- C. System Configuration
- D. Services

Correct Answer: A

Section: (none)

Explanation

Explanation/Reference:

Explanation:

QUESTION 8

You need to configure a static IPv6 address for a server that runs a Server Core installation of Windows Server 2008 R2. Which tool should you use?

- A. netsh
- B. ocsetup
- C. servermanagercmd
- D. ipconfig

Correct Answer: A

Section: (none)

Explanation

Explanation/Reference:

Explanation:

QUESTION 9

Your company has deployed Network Access Protection (NAP). You configure secure wireless access to the network by using 802.1X authentication from any access point.

You need to ensure that all client computers that access the network are evaluated by NAP. What should you do?

- A. Configure all access points as RADIUS clients to the Remediation Servers.
- B. Configure all access points as RADIUS clients to the Network Policy Server (NPS).
- C. Create a Network Policy that defines Remote Access Server as a network connection method.
- D. Create a Network Policy that specifies EAP-TLS as the only available authentication method.

Correct Answer: B

Section: (none)

Explanation

Explanation/Reference:

Explanation:

QUESTION 10

Your company has Active Directory Certificate Services (AD CS) and Network Access Protection (NAP) deployed on the network.

You need to ensure that NAP policies are enforced on portable computers that use a wireless connection to access the network.

What should you do?

- A. Configure all access points to use 802.1X authentication.
- B. Configure all portable computers to use MS-CHAP v2 authentication.
- C. Use the Group Policy Management Console to access the wireless Group Policy settings, and enable the Prevent connections to ad-hoc networks option.
- D. Use the Group Policy Management Console to access the wireless Group Policy settings, and disable the Prevent connections to infrastructure networks option.

Correct Answer: A

Section: (none)

Explanation

Explanation/Reference:

Explanation:

QUESTION 11

Your network contains two separate subnets named Subnet1 and Subnet2. Subnet1 contains a Windows Server Update Services (WSUS) server named Server1. Computers on Subnet1 can access resources on the Internet. Subnet2 is an isolated subnet. You deploy a new WSUS server named Server2 in Subnet2. You need to replicate the metadata from Server1 to Server2. What should you do on Server1?

- A. Run wbadmin.exe and specify the start backup parameter.
- B. Run wbadmin.exe and specify the start systemstatebackup parameter.
- C. Run wsusutil.exe and specify the move content parameter.
- D. Run wsusutil.exe and specify the export parameter.

Correct Answer: D

Section: (none)

Explanation

Explanation/Reference:

Explanation:

<http://technet.microsoft.com/en-us/library/cc720437%28WS.10%29.aspx>

QUESTION 12

Your network contains an Active Directory forest. The forest contains two domains named contoso.com and wingtiptoy.com. The network contains a public DNS server named Server1 and an e-mail server named Server2. You notice that Internet hosts can send e-mail messages to users that have the @contoso.com SMTP suffix, but cannot send e-mail messages to users that have the @wingtiptoy.com SMTP suffix. You need to ensure that every user can receive e-mail messages from the Internet. Which type of resource record should you add to the wingtiptoy.com zone?

- A. Host (A)
- B. Mail Group (MG)
- C. Mail Exchanger (MX)
- D. Service Locator (SRV)

Correct Answer: C

Section: (none)

Explanation

Explanation/Reference:

Explanation: <http://technet.microsoft.com/en-us/library/cc958958.aspx>

QUESTION 13

Your network contains two servers named Server1 and Server2 that run Windows Server 2008 R2. The network contains a client named Computer1 that runs Windows7.

All communication between Server1 and Server2 is encrypted by using IPSec. Communication between the server and the client does not require IPSec encryption.

You need to ensure that you can connect to Server1 by using the IP Security Monitor on Computer1. What should you do?

- A. Apply an IP Security policy to Computer1.
- B. Create a connection security rule on Computer1.
- C. Add a value to the PolicyAgent registry key on Server1.
- D. Modify the Advanced Audit Policy Configuration on Server1.

Correct Answer: C

Section: (none)

Explanation

Explanation/Reference:

Explanation:

-Valid for Windows 7 and Vista client-

On the computer (2008) you want to remotely manage or monitor, click Start, click Run, type regedit, and then click OK.

Locate and then click the following registry subkey:

HKEY_LOCAL_MACHINE \ SYSTEM \ CurrentControlSet \ Services \ PolicyAgent On the Edit menu, select New, and then click DWORD Value.

Write EnableRemoteMgmt and then press ENTER.

Click the right mouse button on the entry EnableRemoteMgmt and then click Modify.

In the Value data box, type 1, and then click OK.

Exit Registry Editor.

Start the RemoteRegistry. To do this, type net start RemoteRegistry at a command prompt, and then press ENTER.

Start the PolicyAgent. To do this, type net start policyagent at the command prompt, and then press ENTER. Make sure the user who will administer or supervise the team has administrator privileges on the computer. In

the Advanced Security section of Windows Firewall, enable service management rules remotely.

QUESTION 14

Your network contains an Active Directory forest. The forest contains a member server named Server1 that runs Windows Server 2008 R2. You need to ensure that UNIX-based client computers can access shared folders on Server1. Which server role, role service, or feature should you install?

- A. Windows Server Update Services (WSUS)
- B. Network Policy Server (NPS)
- C. Routing and Remote Access service (RRAS)
- D. Simple TCP/IP Services
- E. Windows System Resource Manager (WSRM)
- F. File Server Resource Manager (FSRM)
- G. Wireless LAN Service
- H. Network Load Balancing (NLB)
- I. Windows Internal Database
- J. Services for Network File System (NFS)
- K. Group Policy Management
- L. Health Registration Authority (HRA)
- M. Connection Manager Administration Kit (CMAK)

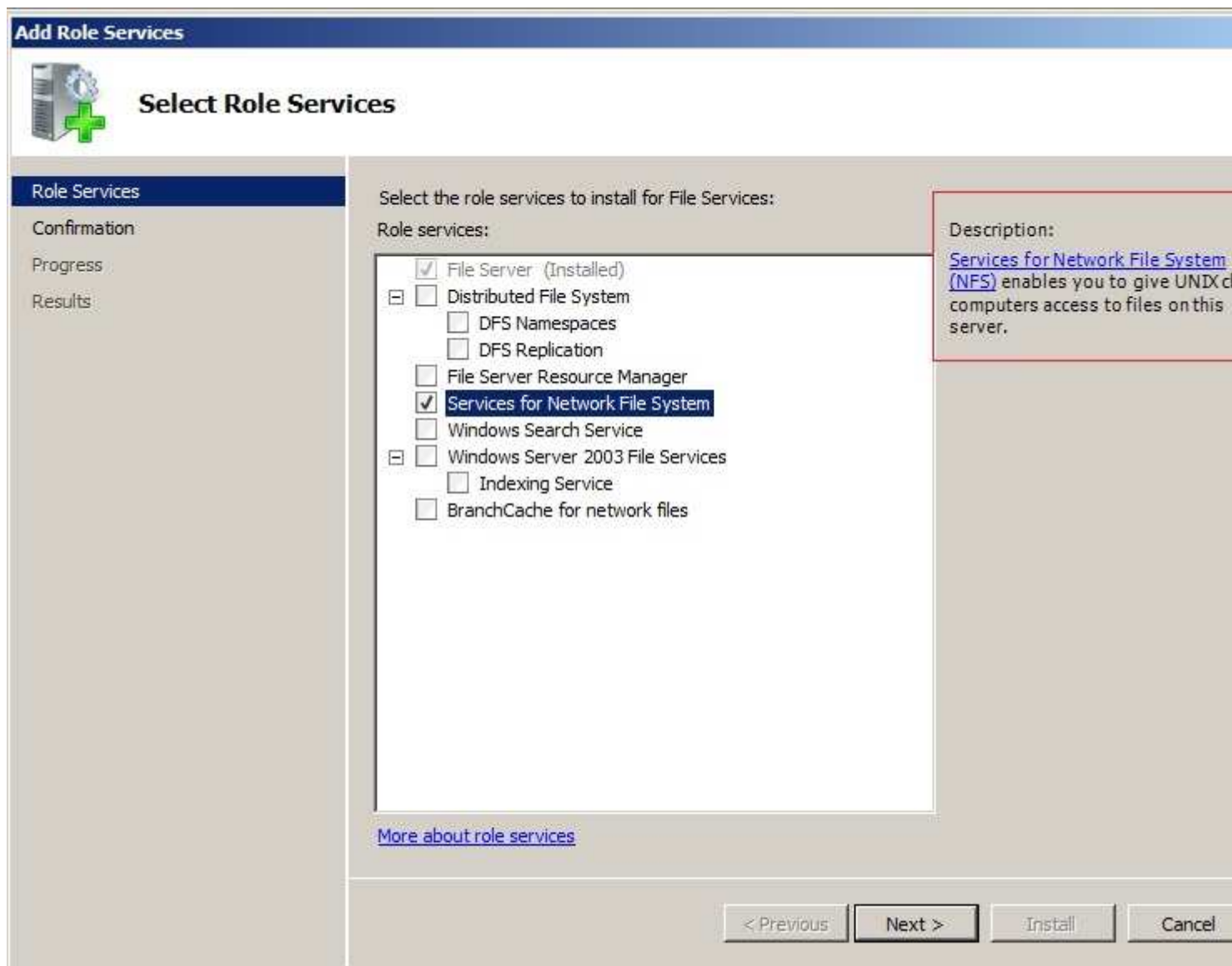
Correct Answer: J

Section: (none)

Explanation

Explanation/Reference:

Explanation:[http://technet.microsoft.com/en-us/library/cc753302\(WS.10\).aspx](http://technet.microsoft.com/en-us/library/cc753302(WS.10).aspx)



QUESTION 15

Your network contains an Active Directory forest. The forest contains a member server named Server1 that runs Windows Server 2008 R2. You need to create folder quotas on Server1. Which server role, role service, or feature should you install?

- A. Routing and Remote Access service (RRAS)
- B. Health Registration Authority (HRA)
- C. Network Load Balancing (NLB)
- D. File Server Resource Manager (FSRM)
- E. Windows Server Update Services (WSUS)
- F. Connection Manager Administration Kit (CMAK)
- G. Wireless LAN Service
- H. Windows Internal Database
- I. Network Policy Server (NPS)
- J. Group Policy Management
- K. Windows System Resource Manager (WSRM)
- L. Simple TCP/IP Services

M. Services for Network File System (NFS)

Correct Answer: D

Section: (none)

Explanation

Explanation/Reference:

Explanation:

QUESTION 16

Your network contains an Active Directory forest. The forest contains a member server named Server1 that runs Windows Server 2008 R2. You need to configure Server1 to provide central authentication of dial-up, VPN, and wireless connections to the network. Which server role, role service or feature should you install?

- A. Simple TCP/IP Services
- B. Windows System Resource Manager (WSRM)
- C. Routing and Remote Access service (RRAS)
- D. Network Policy Server (NPS)
- E. File Server Resource Manager (FSRM)
- F. Network Load Balancing (NLB)
- G. Windows Internal Database
- H. Health Registration Authority (HRA)
- I. Group Policy Management
- J. Wireless LAN Service
- K. Connection Manager Administration Kit (CMAC)
- L. Windows Server Update Services (WSUS)
- M. Services for Network File System (NFS)

Correct Answer: D

Section: (none)

Explanation

Explanation/Reference:

Explanation:

QUESTION 17

Your network contains a file server named Server1. Server1 contains a folder named Folder1. The permissions for Folder1 are configured as shown in the following table.

Group name	NTFS permission	Share permission
Authenticated Users	None	Change
Group1	Read Read & Execute List Folder Contents	None

You need to ensure that only members of Group1 can add files to Folder1 over the network. What should you do?

- A. Modify the share permission for Group1.
- B. Modify the share permission for Authenticated Users.
- C. Modify the NTFS permission for Group1.

D. Modify the NTFS permission for Authenticated Users.

Correct Answer: C

Section: (none)

Explanation

Explanation/Reference:

Explanation:

QUESTION 18

Your network contains an Active Directory forest. The forest contains a member server named Server1 that runs Windows Server 2008 R2. You configure Server1 as a VPN server. You need to ensure that only client computers that have up-to-date virus definitions can establish VPN connections to Server1. Which server role, role service, or feature should you install?

- A. Simple TCP/IP Services
- B. Windows Internal Database
- C. Connection Manager Administration Kit (CMAK)
- D. File Server Resource Manager (FSRM)
- E. Windows Server Update Services (WSUS)
- F. Services for Network File System (NFS)
- G. Routing and Remote Access service (RRAS)
- H. Network Policy Server (NPS)
- I. Wireless LAN Service
- J. Group Policy Management
- K. Health Registration Authority (HRA)
- L. Windows System Resource Manager (WSRM)
- M. Network Load Balancing (NLB)

Correct Answer: H

Section: (none)

Explanation

Explanation/Reference:

Explanation:

QUESTION 19

Your network contains an Active Directory forest. The forest contains a member server named Server1 that runs Windows Server 2008 R2. You need to configure Server1 as a network address translation (NAT) server. Which server role, role service, or feature should you install?

- A. Services for Network File System (NFS)
- B. Wireless LAN Service
- C. Network Load Balancing (NLB)
- D. Group Policy Management
- E. Routing and Remote Access service (RRAS)
- F. File Server Resource Manager (FSRM)
- G. Windows System Resource Manager (WSRM)
- H. Health Registration Authority (HRA)
- I. Windows Server Update Services (WSUS)
- J. Windows Internal Database
- K. Simple TCP/IP Services
- L. Connection Manager Administration Kit (CMAK)

M. Network Policy Server (NPS)

Correct Answer: E

Section: (none)

Explanation

Explanation/Reference:

Explanation:

QUESTION 20

Your network contains an Active Directory domain named contoso.com. Contoso.com contains two servers named Server1 and Server2 that run Windows Server 2008 R2. DirectAccess is deployed on Server2. You need to configure Server1 as a network location server (NLS). Which Web Server (IIS) role service should you install on Server1?

- A. Request Filtering
- B. IIS Client Certificate Mapping Authentication
- C. URL Authorization
- D. IP and Domain Restrictions

Correct Answer: D

Section: (none)

Explanation

Explanation/Reference:

Explanation:

see steps below :

If your DirectAccess server is acting as the network location server, you must install the Web Server (IIS) server role with the IP and Domain Restrictions role service. source: <http://technet.microsoft.com/en-us/library/ee649160%28WS.10%29.aspx>

QUESTION 21

Your network contains two servers named Server1 and Server2 that run a Server Core installation of Windows Server 2008 R2. Server1 and Server2 are configured as DNS servers. Server1 has an IP address of 10.0.0.1. Server2 has an IP address of 10.0.0.2. Server1 contains a standard primary zone named contoso.com. Zone transfers are enabled for contoso.com. You need to ensure that Server2 hosts a copy of the contoso.com zone. Which command should you run on Server2?

- A. `dnscmd / zoneadd contoso.com /secondary 10.0.0.1`
- B. `dnscmd / zoneadd contoso.com /primary 10.0.0.2`
- C. `dnscmd / zoneadd contoso.com /secondary 10.0.0.2`
- D. `dnscmd / zoneadd contoso.com /primary 10.0.0.1`

Correct Answer: A

Section: (none)

Explanation

Explanation/Reference:

Explanation:

Using a command line

Open Command Prompt.

Type:

`dnscmdServerName /ZoneAdd ZoneName /Secondary MasterIPAddress...[/file FileName]`

QUESTION 22

Your network contains three servers named Server1, Server2, and Server3 that have the Network Policy Server (NPS) role service installed. On Server1, you configure a Remote RADIUS Server Group that contains Server2

and Server3. On Server2 and Server3, you configure Server1 as a RADIUS client. You configure Server2 and Server3 to authenticate remote users. You need to configure Server1 to forward RADIUS authentication requests to Server2 and Server3. What should you create on Server1?

- A. a network policy
- B. a remediation server group
- C. a connection request policy
- D. a health policy

Correct Answer: C

Section: (none)

Explanation

Explanation/Reference:

Explanation: <http://technet.microsoft.com/en-us/library/cc754518.aspx>

QUESTION 23

Your network contains an Active Directory domain. The domain contains a file server named Server1 that runs Windows Server 2008 R2. You need to ensure that a user named User1 can back up and restore files on Server1. The solution must minimize the number of user rights assigned to User1. What should you do?

- A. Add User1 to the Server Operators group.
- B. Assign the Backup files and directories user right to User1.
- C. Add User1 to the Backup Operators group.
- D. Assign the Perform volume maintenance tasks user right to User1.

Correct Answer: B

Section: (none)

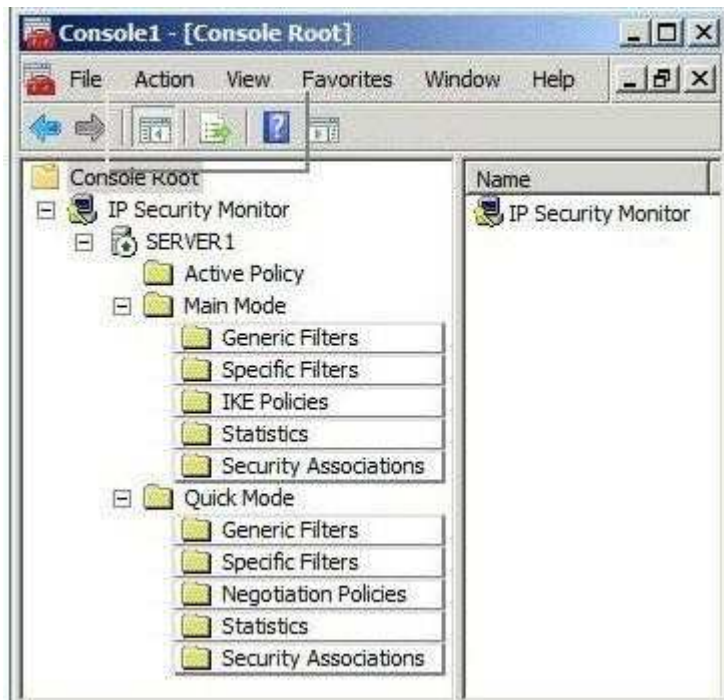
Explanation

Explanation/Reference:

Explanation:

QUESTION 24

Your network contains a server named Server1 that runs Windows Server 2008 R2. You configure IPSec on Server1. You need to identify the total number of authentication failures and negotiation failures that occurred on Server1. Which node should you use to achieve this task? To answer, select the appropriate node in the answer area.



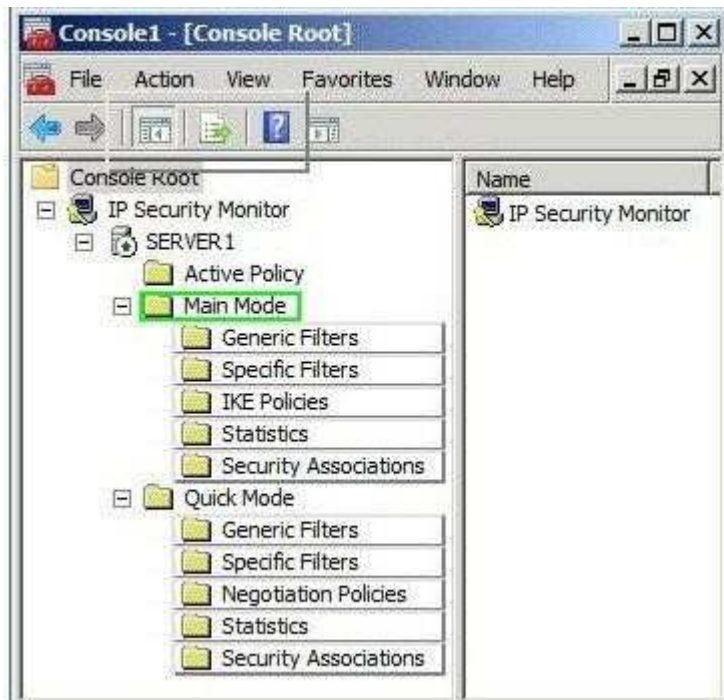
- A. Main Mode
- B. Active Policy
- C. Quick Mode
- D. None

Correct Answer: A

Section: (none)

Explanation

Explanation/Reference:



Explanation: E

QUESTION 25

Your network contains a file server named Server1 that runs Windows Server 2008 R2. You enable IPsec on Server1. You need to identify which client computers have active IPsec associations to Server1. Which administrative tool should you use to achieve this task?

- A. Share and Storage Management
- B. Windows Firewall with Advanced Security
- C. Performance Monitor
- D. Event Viewer

Correct Answer: B

Section: (none)

Explanation

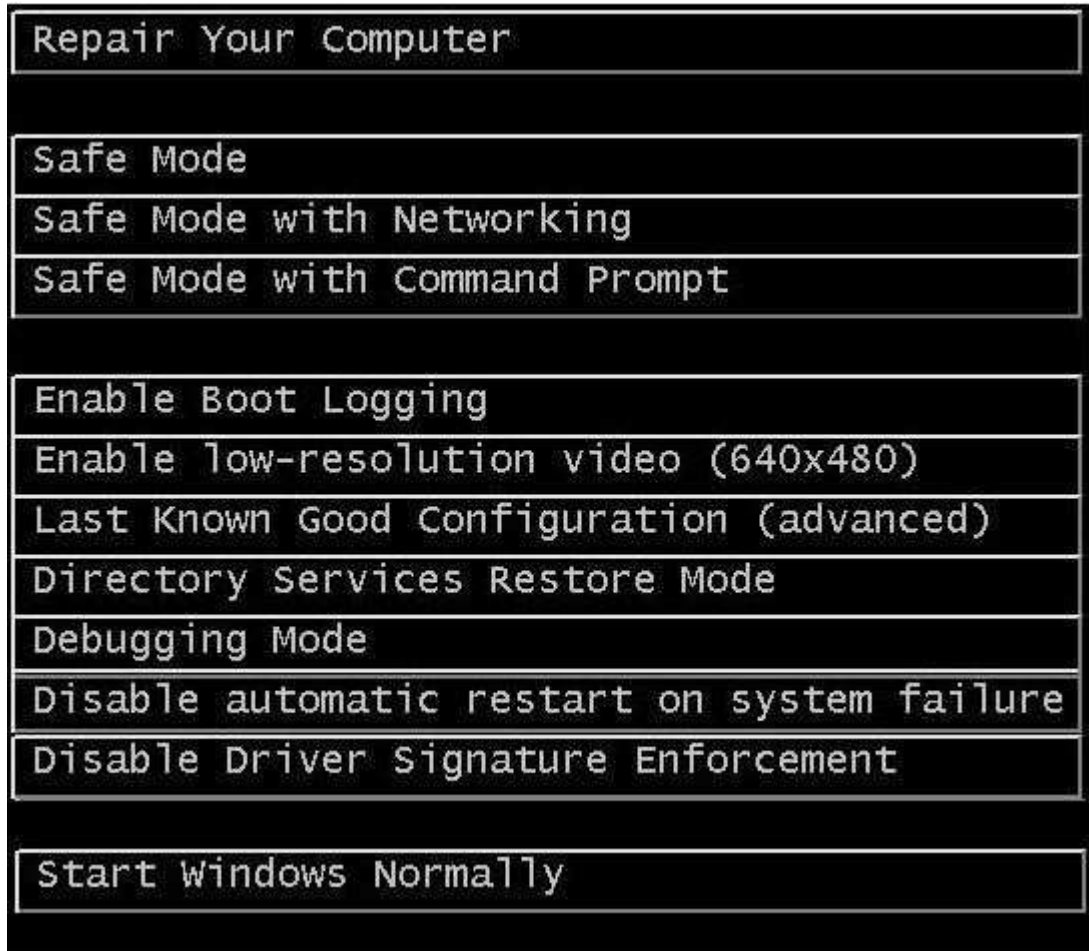
Explanation/Reference:

Explanation:

Exam D

QUESTION 1

Your network contains a server named Server1. You perform a full server backup by using Windows Server Backup. You need to test a full server restore. Which option should you select from the Advanced Boot Options menu? To answer, select the appropriate option in the answer area.



Then

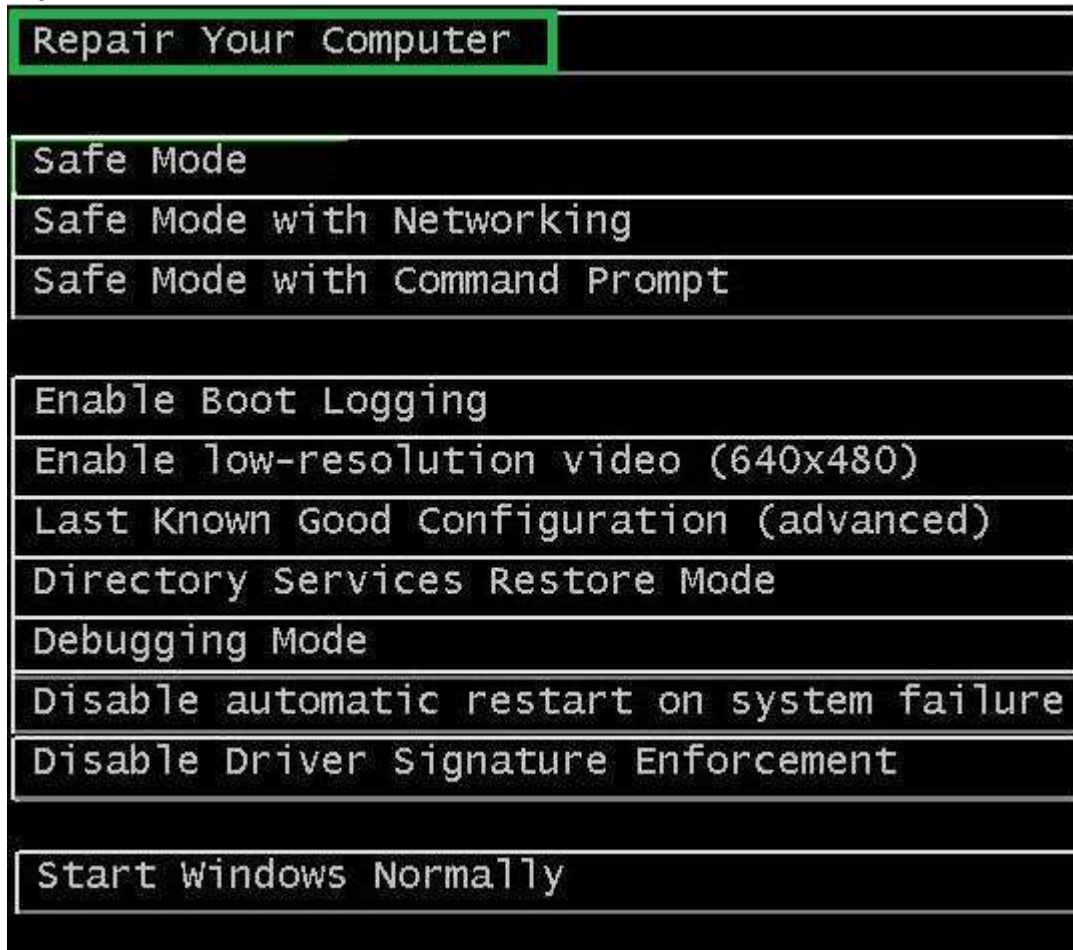
- A. Repair Your Computer
- B. Safe Mode
- C. Safe Mode With Networking
- D. Safe Mode With Command Prompt
- E. Enable boot logging
- F. Enable low resolution video (640 × 480)
- G. Last Known Good Configuration (advanced)
- H. Directory services restore mode
- I. Debugging mode
- J. Disable automatic restart on system failure
- K. Disable Driver Signature Enforcement
- L. Start Windows normally

Correct Answer: A

Section: (none)

Explanation

Explanation/Reference:



Then



Explanation: A

QUESTION 2

Your network contains a server named DC1 that runs Windows Server 2008 R2. DC1 hosts an Active Directory-integrated stub zone named contoso.com. You need to ensure that DC1 contains the most up-to-date records for the zone. What should you do?

- A. From Active Directory Sites and Services, click Replicate Now.
- B. From Active Directory Sites and Services, click Check Replication Topology.
- C. From DNS Manager, click Update Server Data Files.
- D. From DNS Manager, click Transfer from Master.

Correct Answer: C

Section: (none)

Explanation

Explanation/Reference:

Explanation:

QUESTION 3

Your network contains an Active Directory domain named contoso.com. The network is configured to use ISATAP.

You have a server named Server1 that runs Windows Server 2008 R2. On Server1, you discover that a tunnel adapter named isatap.contoso.com has a Media State of "Media disconnected".

You confirm that Server1 has a valid network connection and can query the DNS server. You need to ensure that the isatap.contoso.com tunnel adapter has an IPv6 address.

What should you do?

- A. Start the IP Helper service.
- B. Start the IPsec Policy Agent service.
- C. Add a new rule to Windows Firewall.
- D. Add an entry for ISATAP to the Hosts file.

Correct Answer: A

Section: (none)

Explanation

Explanation/Reference:

Explanation:

The IP Helper service must be running for IPv6 transition technologies such as ISATAP, Teredo, and 6to4 to function on the computer. This service provides automatic IPv6 connectivity over an IPv4 network, and if the service is stopped, the computer will have only IPv6 connectivity if it is connected to a native IPv6 network. Therefore, if your network is not native IPv6, disabling this service on Windows Server 2008 computers effectively disables IPv6 on them.

QUESTION 4

Your company has a branch office that contains 1,000 computers. You need to select a network address that supports 1,000 computers in the same subnet. The solution must minimize the number of unused addresses in the subnet.

Which address range should you configure?

- A. 172.16.0.0/16
- B. 172.16.0.0/18
- C. 172.16.0.0/22
- D. 172.16.0.0/24

Correct Answer: C

Section: (none)

Explanation

Explanation/Reference:

Explanation:

QUESTION 5

Your network contains a computer named Computer1. Computer1 is assigned an IP address of 192.168.1.112/26.

Your company's corporate policy states that the first usable address in each subnet is allocated to the default gateway.

You need to configure the default gateway for Computer1. Which address should you choose?

- A. 192.168.1.1
- B. 192.168.1.63
- C. 192.168.1.65
- D. 192.168.1.93

Correct Answer: C

Section: (none)

Explanation

Explanation/Reference:

Explanation:

QUESTION 6

Your network contains a single Active Directory domain. All servers run Windows Server 2008 R2.

You have an IPv6-only infrastructure that has multiple subnets. You deploy a new server named Server1.

You need to ensure that Server1 can communicate with the client computers in all of the internal subnets. The solution must use an address that is reserved for internal networks.

Which address should you assign?

- A. 2001::68c0:9f7c:8393:c214
- B. FC00::68c0:9f7c:8393:c214
- C. FE80::68c0:9f7c:8393:c214
- D. FF02::68c0:9f7c:8393:c214

Correct Answer: B

Section: (none)

Explanation

Explanation/Reference:

NOTE What are site-local addresses?

Site-local addresses in the fec0::/10 address prefix also provide private routing on IPv6 networks, but they have recently been deprecated (officially set on a path toward obsolescence) by RFC 3879.

Explanation:

QUESTION 7

Your network contains two DHCP servers named Server1 and Server2. On Server1, you create a scope named Scope1.

You need to ensure that DHCP clients receive IP addresses from the address range in Scope1 if Server1 is unavailable. The solution must prevent both servers from assigning duplicate IP addresses.

What should you do from the DHCP console?

- A. On Server1, create a superscope.
- B. On Server1, select Scope1, and then run the Split-Scope wizard.
- C. On Server2, create a scope, and then reconcile each scope.
- D. On Server2, create a scope, and then enable Network Access Protection.

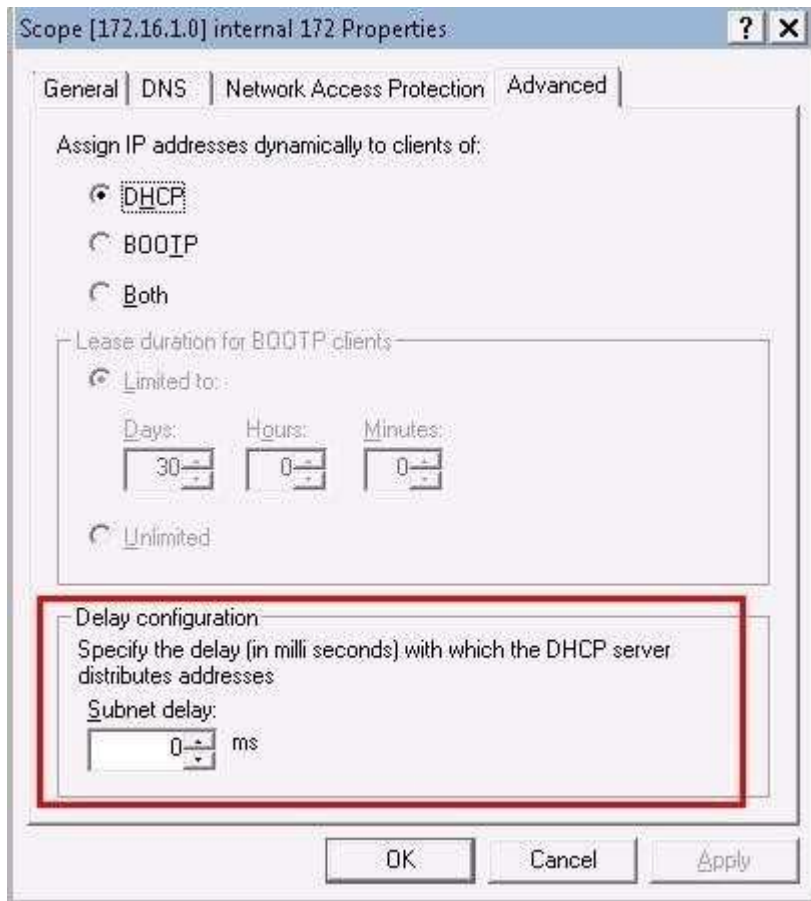
Correct Answer: B

Section: (none)

Explanation

Explanation/Reference:

Explanation:



QUESTION 8

You need to add a reservation for a print device to a DHCP scope. Which two components should you include in the reservation? (Each correct answer presents part of the solution. Choose two.)

- A. the default gateway
- B. the IP address
- C. the MAC address
- D. the printer server name
- E. the subnet mask

Correct Answer: BC

Section: (none)

Explanation

Explanation/Reference:

Explanation:

A reservation reserves an IP address based on the MAC address.

QUESTION 9

Your network contains an Active Directory domain. The domain contains a DHCP server named Server1. You create a scope named Scope1 on Server1.

You need to prevent unauthorized DHCP clients from receiving addresses from Server1. What should you do?

- A. From the DHCP console, configure filters.

- B. From the Local Security Policy console, modify the network settings.
- C. From the Local Users and Groups console, modify the membership of the DHCP Users group.
- D. From the Netsh tool, change to the DHCP Server context, and then run the initiate auth command.

Correct Answer: A

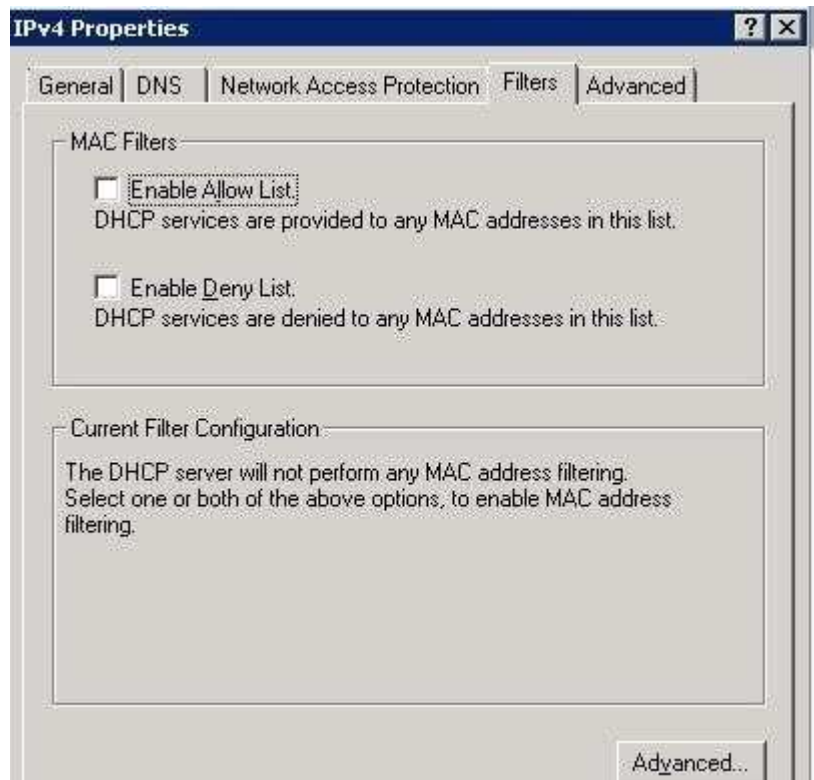
Section: (none)

Explanation

Explanation/Reference:

Explanation:

On DHCP>IPv4, click on properties, then click on filters tab :



QUESTION 10

Your network contains two DHCP servers named Server1 and Server2. Server1 and Server2 are located in the same subnet.

You configure a split scope named Scope1 on the DHCP servers. You need to ensure that Server2 only responds to DHCP client requests if Server1 is unavailable.

What should you modify?

- A. the Scope1 properties for Server1
- B. the Scope1 properties for Server2
- C. the server options for Server1
- D. the server options for Server2

Correct Answer: B

Section: (none)

Explanation

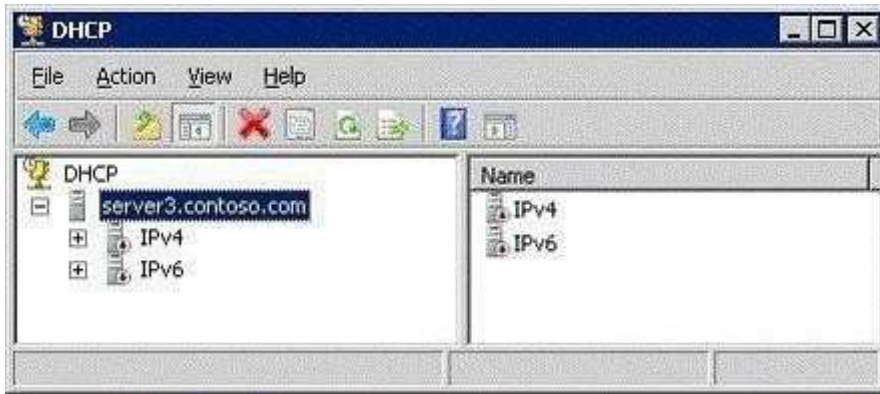
Explanation/Reference:

Explanation:

You need to configure a delay in the properties of Scope1 on Server2 so that Server1 always responds first.

QUESTION 11

Your network contains a DHCP server that is configured as shown in the exhibit. (Click the Exhibit button.)



You need to ensure that the DHCP server can respond to DHCP clients. What should you do?

- A. From the DHCP console, authorize the DHCP server.
- B. From the Services console, start the DHCP Server service.
- C. From Network Connections, modify the IPv4 properties and the IPv6 properties.
- D. From the Local Users and Groups snap-in, add the Server3 computer account to the DHCP Administrators group.

Correct Answer: A

Section: (none)

Explanation

Explanation/Reference:

Explanation:

**QUESTION 12**

Your network contains a server named Server1. Server1 runs Windows Server 2008 R2 and has a single network connection. The connection is configured to use a default gateway address of 10.0.0.1. The default gateway has a metric value of 100. You configure a second default gateway that uses an address of 10.0.0.2. You need to ensure that 10.0.0.2 is only used as the default gateway if 10.0.0.1 is unreachable.

What should you do?

- A. For the interface, set the interface metric to 100.
- B. For the 10.0.0.2 gateway, set the metric to 50.
- C. For the 10.0.0.2 gateway, set the metric to 200.
- D. For the 10.0.0.1 gateway and the 10.0.0.2 gateway, enable automatic metric.

Correct Answer: C

Section: (none)

Explanation

Explanation/Reference:

Explanation:

QUESTION 13

Your network contains two offices named Office1 and Office2. The offices connect to each other by using a demand-dial connection.

You add a new subnet in Office2.

You need to ensure that a demand-dial connection starts when users attempt to connect to resources in the new Office2 subnet.

What should you do from the Remote Routing and Access console?

- A. From the remote access server in Office2, right-click the demand-dial interface and click Connect.
- B. From the remote access server in Office1, right-click the demand-dial interface and click Connect.
- C. From the remote access server in Office1, right-click the demand-dial interface and click Update Routes.
- D. From the remote access server in Office2, right-click the demand-dial interface and click Update Routes.

Correct Answer: C

Section: (none)

Explanation

Explanation/Reference:

Explanation:

QUESTION 14

Your network contains a server named Server1 that has the Routing role service installed. Server1 has two network connections. One network connection connects to the internal network. The other network connection connects to the Internet.

All network connections connected to the internal network use private IP addresses. You install a Web server named Web1. Web1 hosts a secured Web site that only allows connections over TCP port 8281. Web1 is connected to the internal network. You need to ensure that the secure Web site can be accessed from the Internet. What should you do from the Routing and Remote Access console?

- A. Configure Routing Information Protocol (RIP), and then activate authentication on the RIP interface.
- B. Configure Routing Information Protocol (RIP), and then configure the incoming packet protocol settings on the RIP interface.
- C. Configure Network Address Translation (NAT), and then add a new service to the NAT interface.
- D. Configure Network Address Translation (NAT), and then enable the Secure Web Server (HTTPS) service on the NAT interface.

Correct Answer: C

Section: (none)

Explanation

Explanation/Reference:

Explanation:

This is a trick question. The requirement here is to allow port 8281. Https is running on port 443.

So the answer is "C".

QUESTION 15

Your network contains the servers configured as shown in the following table.

Name	Server role	Private IP address	Public IP address
Server1	Routing and Remote Access server	192.168.1.1	131.107.0.1
Web1	Web server	192.168.1.2	?

Your company is assigned the public IP addresses from 131.107.0.1 to 131.107.0.31. You need to ensure that Web1 is accessible from the Internet by using <https://131.107.0.2>. What should you do from the Routing and Remote Access console?

- A. From the Static Routes node, configure a static route.
- B. From the server properties, configure SSL Certificate Binding.
- C. From the NAT interface, add an address pool and a reservation.
- D. From the NAT interface, configure the Secure Web Server (HTTPS) service.

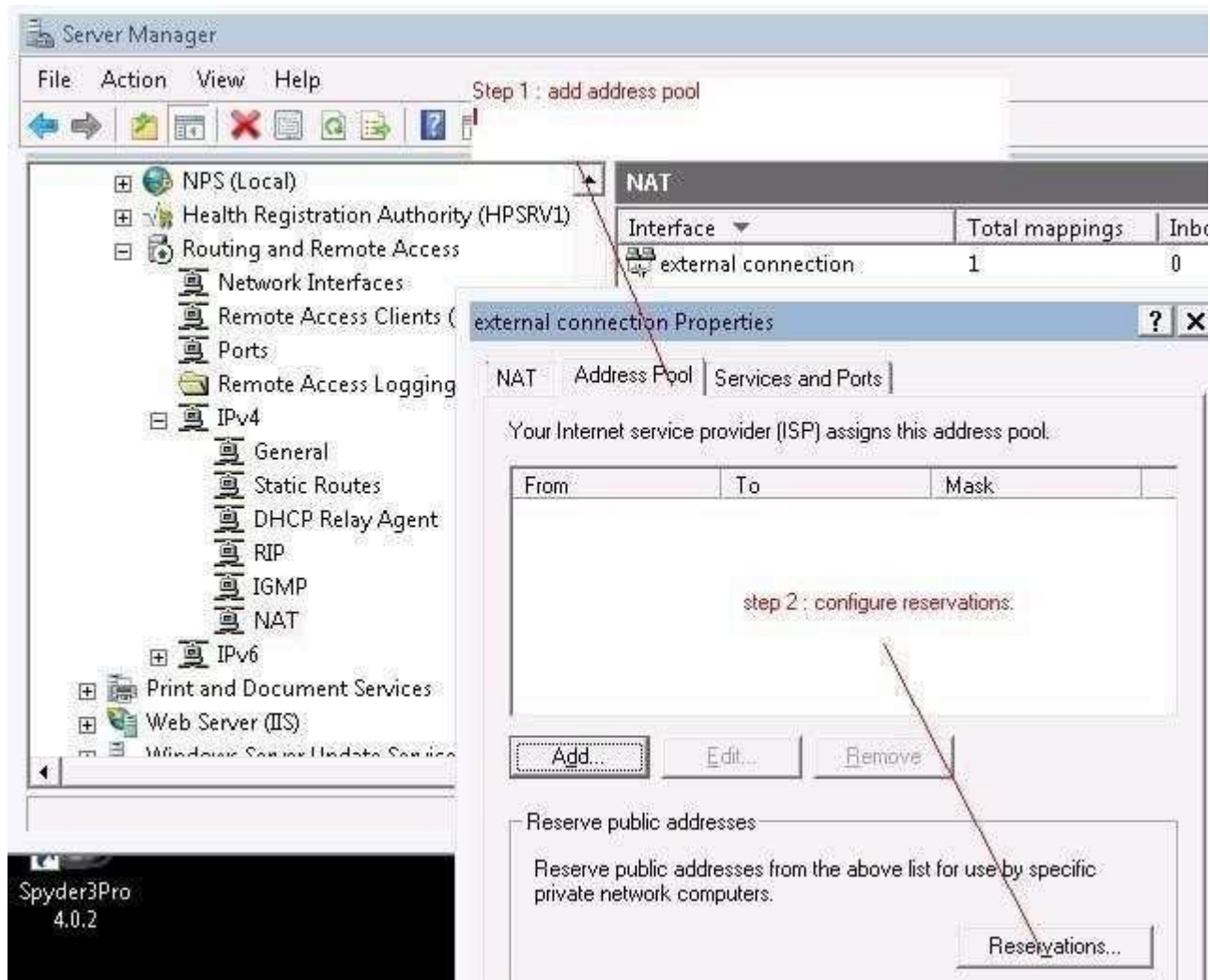
Correct Answer: C

Section: (none)

Explanation

Explanation/Reference:

Explanation:



QUESTION 16

Your network contains multiple servers that run Windows Server 2008 R2. The servers have the Routing and Remote Access Services (RRAS) role service installed. The servers are configured to support Routing Information Protocol (RIP).

You need to prevent the server from receiving routes for the 10.0.0.0 network. What should you do from the Routing and Remote Access console?

- A. From the RIP properties page, modify the General settings.
- B. From the RIP properties page, modify the Security settings.
- C. From the RIP interface properties page, modify the Security settings.
- D. From the RIP interface properties page, modify the Neighbors settings.

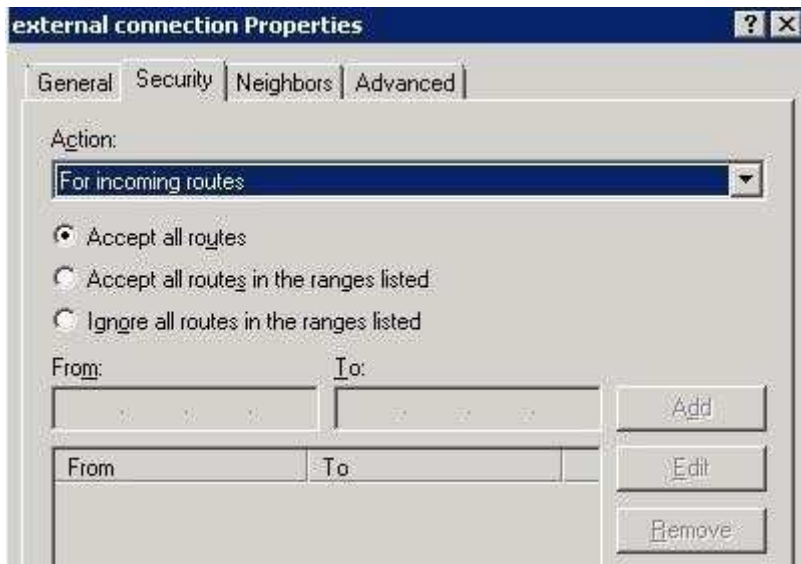
Correct Answer: C

Section: (none)

Explanation

Explanation/Reference:

Explanation:



QUESTION 17

Your network contains a server named Server1 that runs Windows Server 2008 R2. The network contains multiple subnets.

An administrator reports that Server1 fails to communicate with computers on remote subnets. You run route.exe print on Server1 as shown in the exhibit. (Click the Exhibit button.)

```

Administrator: Command Prompt

C:\>route print

=====
Interface List
13...02 15 5d af b3 00 .....Microsoft Failover Cluster Virtual Adapter
11...00 15 5d af b3 00 .....Microsoft Virtual Machine Bus Network Adapter
1.....Software Loopback Interface 1
12...00 00 00 00 00 00 e0 Microsoft ISA/INP Adapter
14...00 00 00 00 00 00 e0 Microsoft ISA/INP Adapter #2
=====

IPv4 Route Table
=====
Active Routes:
Network Destination        Netmask          Gateway           Interface        Metric
10.1.1.0                    255.255.255.0    On-link           10.1.1.1          261
10.1.1.1                    255.255.255.255  On-link           10.1.1.1          261
10.1.1.255                  255.255.255.255  On-link           10.1.1.1          261
127.0.0.0                   255.0.0.0        On-link           127.0.0.1         306
127.0.0.1                   255.255.255.255  On-link           127.0.0.1         306
127.255.255.255             255.255.255.255  On-link           127.0.0.1         306
224.0.0.0                   240.0.0.0        On-link           127.0.0.1         306
224.0.0.0                   240.0.0.0        On-link           10.1.1.1          261
255.255.255.255             255.255.255.255  On-link           127.0.0.1         306
255.255.255.255             255.255.255.255  On-link           10.1.1.1          261
=====
Persistent Routes:
None

IPv6 Route Table
=====
Active Routes:
If Metric Network Destination      Gateway
1       306 ::1/128                        On-link
11      261 fe80::/64                      On-link
11      261 fe80::215:5dff:feaf:b300/128 On-link
1       306 ff00::/8                      On-link
11      261 ff00::/8                      On-link
=====
Persistent Routes:
None

C:\>

```


You need to ensure that Server1 can communicate with all computers on the network. What should you do?

- A. Disable IPv6.
- B. Change the subnet mask.
- C. Add a default gateway address.
- D. Change the default metric to 100.

Correct Answer: C

Section: (none)

Explanation

Explanation/Reference:

Explanation:

QUESTION 18

Your network contains a server named Server1 that runs Windows Server 2008 R2. Server1 has the Remote Access Service role service installed. Server1 is configured as a VPN server. You need to ensure that you can configure Server1 as a Network Address Translation (NAT) server.

What should you do first on Server1?

- A. Enable IPv4 routing.
- B. Enable IPv6 routing.
- C. Add a new routing protocol.
- D. Add the Routing role service.

Correct Answer: D

Section: (none)

Explanation

Explanation/Reference:

Explanation:



Topic 3, Exam Set C

QUESTION 19

Your network contains two servers named Server1 and Server2. Server1 and Server2 run the Server Core installation of Windows Server 2008 R2.

You need to duplicate the Windows Firewall configurations from Server1 to Server2. What should you use?

- A. the Get-Item and the Set-Item cmdlets
- B. the Get-Service and the Set-Service cmdlets
- C. the Netsh tool
- D. the Sconfig tool

Correct Answer: C

Section: (none)

Explanation

Explanation/Reference:

Explanation:

Netsh advfirewall export/import

QUESTION 20

Your network contains two Active Directory sites named Site1 and Site2. Site1 contains a server named Server1. Server1 runs a custom application named App1. Users in Site2 report that they cannot access App1 on Server1. Users in Site1 can access App1. Server1 has a Windows Firewall with Advanced Security rule named Rule1.

You discover that Rule1 blocks the connection to App1.

You verify that Server1 has no connection security rules. You need to ensure that the Site2 users can connect to Server1.

What should you modify in Rule1?

- A. the authorized computers list
- B. the authorized users list
- C. the edge traversal settings
- D. the scope

Correct Answer: D

Section: (none)

Explanation

Explanation/Reference:

Explanation:

QUESTION 21

Your network contains an Active Directory domain. The domain contains a member server named Server1.

Server1 has a single network connection.

You need to log every attempt to connect to Server1 on a restricted port. What should you do?

- A. Change the settings of the private firewall profile.
- B. Change the settings of the domain firewall profile.
- C. Modify the properties of the inbound firewall rules.
- D. Modify the properties of the outbound firewall rules.

Correct Answer: C

Section: (none)

Explanation

Explanation/Reference:

Explanation:

QUESTION 22

Your network contains a server named Server1 that has Windows Server 2008 R2. An administrator runs the following command on Server1:

```
netsh.exe advfirewall reset
```

You discover that you can no longer access Server1 on port 3389. You need to ensure that you can access Server1 on port 3389.

Which firewall rule should you enable?

- A. File and Printer Sharing (Echo Request - ICMPv4-In)
- B. File and Printer Sharing (SMB-In)
- C. Remote Desktop (TCP-In)
- D. Remote Service Management (RPC)

Correct Answer: C

Section: (none)

Explanation

Explanation/Reference:

Explanation:

QUESTION 23

Your network contains two servers named Server1 and Server2 that run Windows Server 2008 R2. Server1 has several custom inbound rules and connection security rules. You need to duplicate the Windows Firewall rules from Server1 to Server2.

What should you do on Server1?

- A. At the Command Prompt, run netsh.exe firewall dump.
- B. At the Command Prompt, run netsh.exe firewall show > firewall.txt.
- C. From the Windows Firewall with Advanced Security console, click Export policy.
- D. From the Windows Firewall with Advanced Security console, click the Connection Security Rules node, and then click Export List.

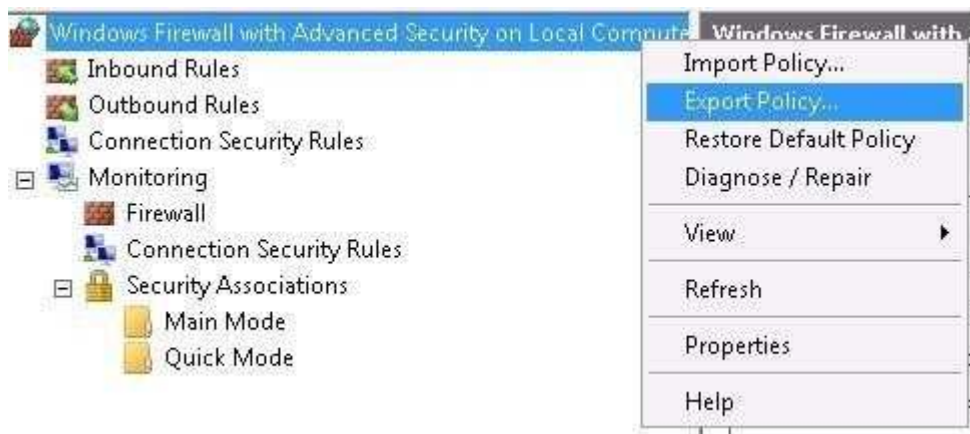
Correct Answer: C

Section: (none)

Explanation

Explanation/Reference:

Explanation:



QUESTION 24

Your network contains a server named Server1 that runs Windows Server 2008 R2. Server1 hosts a custom application named App1. App1 is accessible on TCP port 5000.

You need to encrypt App1 data on the network.

What should you do?

- A. From the Local Security Policy console, configure the Security Options.
- B. From the Local Security Policy console, configure the Application Control Policies.
- C. From the Windows Firewall with Advanced Security console, create an inbound rule.
- D. From the Windows Firewall with Advanced Security console, create a connection security rule.

Correct Answer: D

Section: (none)

Explanation

Explanation/Reference:

Explanation:

Inbound rule cannot encrypt data. Therefore answer is D.

QUESTION 25

Your network contains an Active Directory domain. All client computers run Windows XP Service Pack 3 (SP3).

The domain contains a member server named Server1 that runs Windows Server 2008 R2.

On Server1, you create a connection security rule that requires authentication for inbound and outbound connections. You configure the connection security rule to use Kerberos authentication. You need to ensure that the client computers can connect to Server1. The solution must ensure that all connections to Server1 are encrypted.

What should you do?

- A. From the Windows Firewall with Advanced Security console, create an inbound rule on Server1.
- B. From the Windows Firewall with Advanced Security console, create an outbound rule on Server1.
- C. From a Group Policy object (GPO), enable the Client (Respond Only) IPSec policy on all client computers.
- D. From a Group Policy object (GPO), configure the Network Security: LDAP client signing requirements policy setting for all client computers.

Correct Answer: C

Section: (none)

Explanation

Explanation/Reference:

Explanation:

Exam E

QUESTION 1

Your network contains an Active Directory domain. The domain contains two servers named Server1 and Server2. All servers run Windows Server 2008 R2 and have Windows Firewall turned on. You need to ensure that you can use Event Viewer on Server2 to access the Application log on Server1.

What should you do?

- A. On Server2, create a new event subscription.
- B. On Server2, modify the outbound firewall rules.
- C. On Server1, modify the inbound firewall rules.
- D. On Server1, modify the settings on the Application log.

Correct Answer: C

Section: (none)

Explanation

Explanation/Reference:

Explanation:

QUESTION 2

Your network contains a DNS server that runs Windows Server 2008 R2. You open the Forwarders settings of the DNS server and discover that the option to add forwarders is disabled.

You need to add forwarders to the DNS server.

What should you do first?

- A. Enable BIND secondaries.
- B. Delete the "." (root) zone.
- C. Create a GlobalNames zone.
- D. Delete all conditional forwarders.

Correct Answer: B

Section: (none)

Explanation

Explanation/Reference:

Explanation:

QUESTION 3

Your network contains a DNS server named DNS1 that runs Windows Server 2008 R2. You need to ensure that DNS1 only responds to DNS queries from computers that are located in the same subnet.

What should you configure?

- A. Interfaces from DNS Manager
- B. Security from DNS Manager
- C. Trust Anchors
- D. Windows Firewall

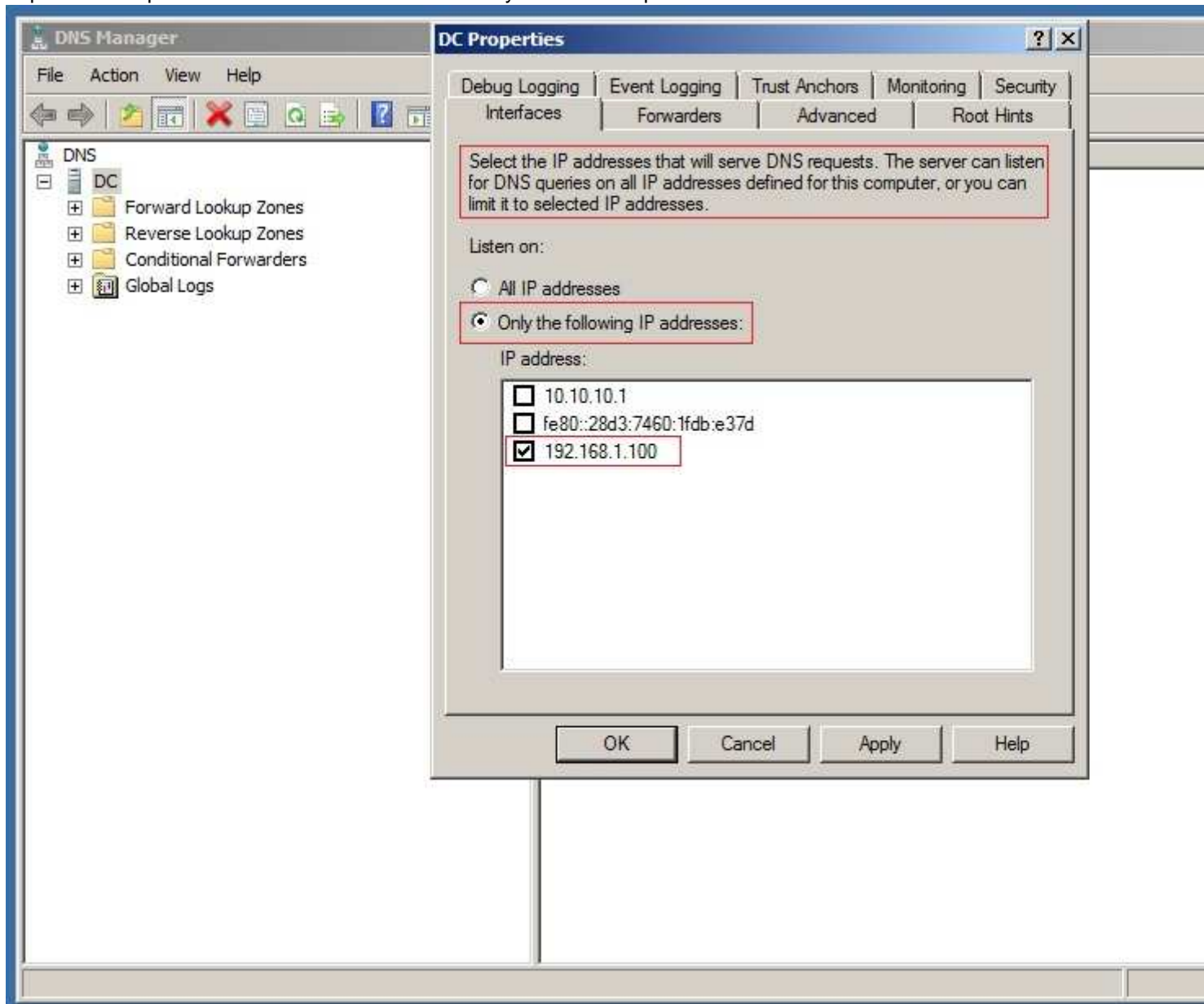
Correct Answer: A

Section: (none)

Explanation

Explanation/Reference:

Explanation: <http://technet.microsoft.com/en-us/library/cc755068.aspx>

**QUESTION 4**

Your network contains a DNS server named DC1 that runs Windows Server 2008 R2. The network uses a network ID of 10.1.1.0/24.

You open the DNS console on Server1 as shown in the exhibit. (Click the Exhibit button.)



You need to ensure that all client computers can resolve the IPv4 addresses of computers on the network to fully qualified domain names (FQDNs).

What should you do?

- A. Delete the "." (root) zone.
- B. Create a zone named 10.1.in-addr.arpa.
- C. Create a zone named 1.1.10.in-addr.arpa.
- D. Convert the 10.1.1.in-addr.arpa zone to a standard primary zone.

Correct Answer: C

Section: (none)

Explanation

Explanation/Reference:

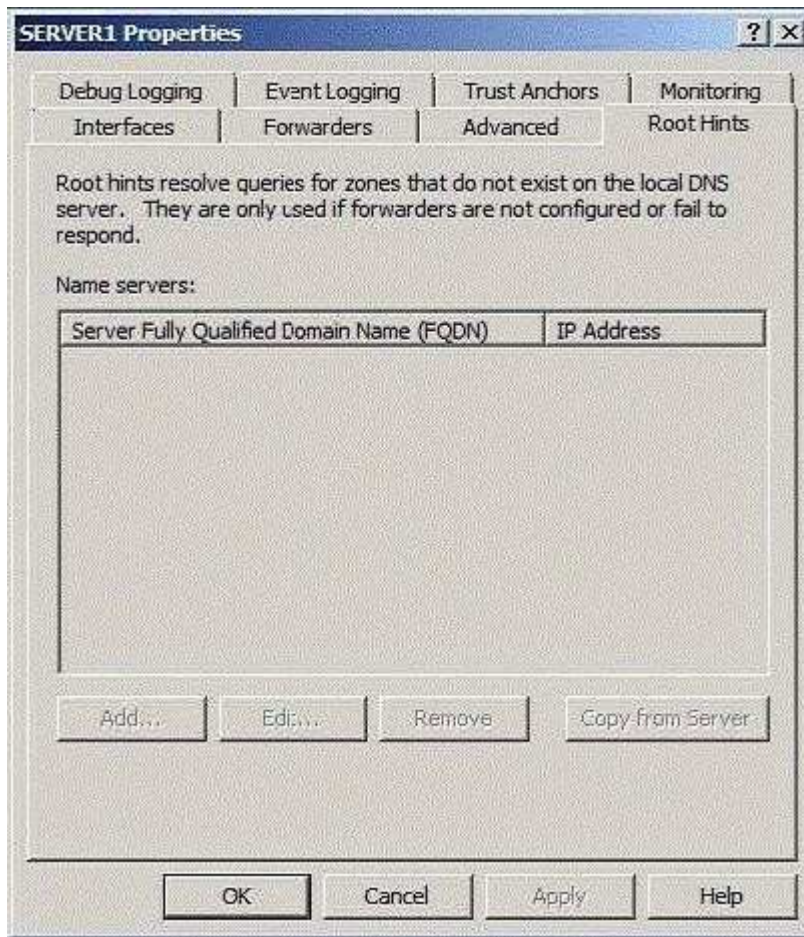
Explanation:

QUESTION 5

Your network contains a DNS server named Server1 that runs Windows Server 2008 R2. Root hints for Server1 are configured as shown in the exhibit. (Click the Exhibit button.)



<http://www.gratisexam.com/>



You need to add root hints to Server1.

What should you do first?

- A. Disable recursion.
- B. Delete the "." (root) zone.
- C. Restart the DNS Server service.
- D. Remove all conditional forwarders.

Correct Answer: B

Section: (none)

Explanation

Explanation/Reference:

Explanation:

QUESTION 6

Your network contains an Active Directory domain named contoso.com. The domain contains two domain controllers named DC1 and DC2 that run Windows Server 2008 R2. DC1 hosts a primary zone for contoso.com.

DC2 hosts a secondary zone for contoso.com. You need to ensure that DNS zone data is encrypted when the data replicates across the network. DC2 must provide authoritative responses to client computers.

What should you do?

- A. Configure the contoso.com zone to use DNSSEC.
- B. Create a new delegation in the contoso.com zone.
- C. Modify the zone transfer settings of the contoso.com zone.
- D. Convert the contoso.com zone to an Active Directory-integrated zone.

Correct Answer: D

Section: (none)

Explanation

Explanation/Reference:

Explanation:

QUESTION 7

Your network contains a DNS server named DNS1 that runs Windows Server 2008 R2. DNS1 hosts a zone named contoso.com. Dynamic updates are enabled on the zone. The network contains a server named Web1.contoso.com. All computers on the network are configured to use DNS1 as their DNS server.

You need to ensure that users can connect to Web1.contoso.com by using the name portal.contoso.com. The solution must ensure that the users can connect by using portal.contoso.com if the IP address of Web1.contoso.com changes.

Which type of resource record should you create?

- A. Alias (CNAME)
- B. Host (A)
- C. Host Information (HINFO)
- D. Pointer (PTR)

Correct Answer: A

Section: (none)

Explanation

Explanation/Reference:

Explanation:

QUESTION 8

Your network contains a DNS server named Server1 that runs Windows Server 2008 R2. You need to ensure that client computers can resolve IPv6 addresses to fully qualified domain names (FQDNs).

Which type of resource record should you create?

- A. Alias (CNAME)
- B. Host (A)
- C. Host (AAAA)
- D. Pointer (PTR)

Correct Answer: D

Section: (none)

Explanation

Explanation/Reference:

Explanation:

QUESTION 9

Your company has a main office and a branch office.

The network contains two DNS servers named DNS1 and DNS2. DNS1 is located in the main office. DNS1 hosts a primary standard zone named contoso.com. The contoso.com zone is configured to use DNSSEC. DNS2 is located in the branch office. DNS2 is a caching-only DNS server. You need to ensure that client computers in the branch office can receive authoritative responses to queries for contoso.com if a WAN link fails. DNSSEC security must be maintained.

What should you configure on DNS2 for contoso.com?

- A. a conditional forwarder
- B. a secondary zone
- C. a zone delegation
- D. an Active Directory-integrated stub zone

Correct Answer: B

Section: (none)

Explanation

Explanation/Reference:

Explanation:

QUESTION 10

Your network contains an Active Directory domain named contoso.com. The domain contains two sites named Site1 and Site2. The servers for the sites are configured as shown in the following table.

Server name	Server role	Site name
Server1	Domain controller, DNS	Site1
Server2	DNS	Site2

Server1 hosts a standard primary zone for contoso.com. Server2 hosts a secondary zone for contoso.com. You need to ensure that all DNS replication traffic between Server1 and Server2 is encrypted.

What should you do?

- A. On Server1, configure DNSSEC for the contoso.com zone.
- B. On Server1, convert the contoso.com zone to an Active Directory-integrated zone.
- C. On each server, create connection security rules.
- D. On each server, enable Encrypting File System (EFS) encryption for the contoso.com.dns file.

Correct Answer: B

Section: (none)

Explanation

Explanation/Reference:

Explanation:

QUESTION 11

Your network contains a single Active Directory domain named contoso.com. The domain contains a DNS server named Server1 that hosts the contoso.com zone. The network is connected to the network of a partner company. The partner company's network contains a DNS server that hosts a zone named nwtraders.com. You need to ensure that computers in contoso.com can resolve the names of computers in nwtraders.com. The solution must not require any changes to the zone configuration of nwtraders.com.

What should you configure on Server1?

- A. a conditional forwarder

- B. a GlobalNames zone
- C. a secondary zone
- D. a zone delegation

Correct Answer: A

Section: (none)

Explanation

Explanation/Reference:

Explanation:

QUESTION 12

Your network contains an Active Directory forest. The forest contains three domain trees. Each domain tree contains multiple domains.

You have an Active Directory-integrated DNS zone.

You install a Web server named Web1. All of the users in the company will use Web1. You need to ensure that the users can access Web1 by using the URL `http://web1`. You want to achieve this goal by using the minimum amount of administrative effort.

What should you do?

- A. Configure a GlobalNames zone and add a Host (A) resource record for Web1.
- B. Create an Alias (CNAME) resource record for Web1 in the forest root domain zone.
- C. Create a reverse lookup zone and add an Alias (CNAME) resource record for Web1.
- D. Create a Host Information (HINFO) resource record for Web1 in the forest root domain zone.

Correct Answer: A

Section: (none)

Explanation

Explanation/Reference:

Explanation:

B should be also the correct answer :

Create an Alias (CNAME) resource record for Web1 in the forest root domain zone.

because the root zone is already AD-integrated.

What do you think? please reply examcollection website.

QUESTION 13

Your network contains an Active Directory forest. The forest contains two domains named `contoso.com` and `nwtraders.com`.

You have a DNS server named DNS1. DNS1 hosts Active Directory-integrated zones for `contoso.com` and `nwtraders.com`.

You discover that client computers in `contoso.com` cannot use single-label names to access servers in `nwtraders.com`.

You need to ensure that `contoso.com` computers can access `nwtraders.com` servers by using single-label names.

What should you modify?

- A. the DNS suffix search order on DNS1
- B. the DNS suffix search order on the client computers
- C. the root hints servers on DNS1

D. the security settings of the nwtraders.com zone

Correct Answer: B

Section: (none)

Explanation

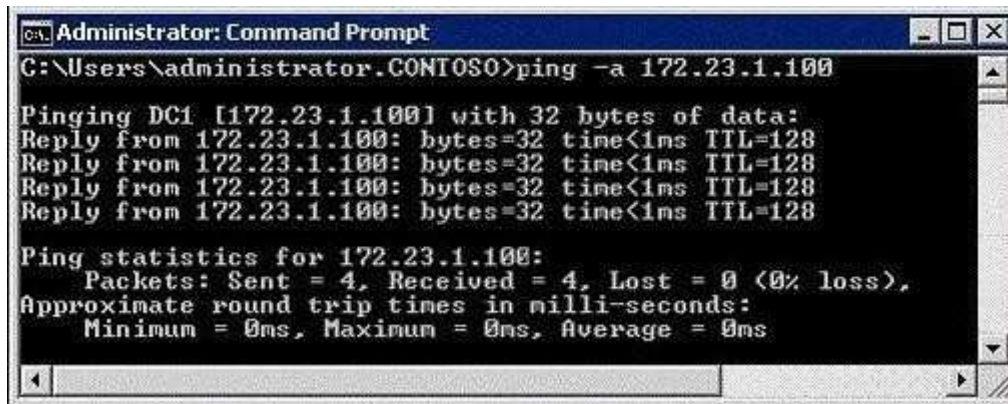
Explanation/Reference:

Explanation:

QUESTION 14

Your network contains a DNS server named DNS1 that runs Windows Server 2008 R2. DNS1 is configured as the DNS server for contoso.com. All client computers are configured to use DNS1 for name resolution.

From a client computer, you run the Ping tool as shown in the exhibit. (Click the Exhibit button.)



```
Administrator: Command Prompt
C:\Users\administrator.CONTOSO>ping -a 172.23.1.100

Pinging DC1 [172.23.1.100] with 32 bytes of data:
Reply from 172.23.1.100: bytes=32 time<1ms TTL=128
Reply from 172.23.1.100: bytes=32 time<1ms TTL=128
Reply from 172.23.1.100: bytes=32 time<1ms TTL=128
Reply from 172.23.1.100: bytes=32 time<1ms TTL=128

Ping statistics for 172.23.1.100:
    Packets: Sent = 4, Received = 4, Lost = 0 (0% loss),
    Approximate round trip times in milli-seconds:
        Minimum = 0ms, Maximum = 0ms, Average = 0ms
```

You need to ensure that users can use the Ping tool to resolve the IP addresses of internal servers to fully qualified domain names (FQDNs).

What should you do?

- A. Create a GlobalNames zone.
- B. Create a reverse lookup zone.
- C. Create a forward lookup zone.
- D. Enable zone transfers on the contoso.com zone.

Correct Answer: B

Section: (none)

Explanation

Explanation/Reference:

Explanation:

QUESTION 15

Your network contains two Web servers named Web1 and Web2. Web1 hosts the company's corporate Web site. Web2 is a test server that contains a copy of the Web site. Users connect to Web1 by using the URL <http://www.contoso.com>. A Web developer named User1 plans to test updates to the Web site on Web2. You need to ensure that User1 connects to Web2 by using the

URL <http://www.contoso.com>. The solution must ensure that all other computers connect to Web1.

What should you do?

- A. From User1's computer, create a record in the Hosts file.

- B. From User1's computer, create a record in the Lmhosts file.
- C. From a DNS server, create a new Host (A) resource record.
- D. From a DNS server, create a new Alias (CNAME) resource record.

Correct Answer: A

Section: (none)

Explanation

Explanation/Reference:

Explanation:

QUESTION 16

Your network contains a DHCP server named DHCP1. You have a DHCP reservation for a computer named Computer1.

You add a DNS server option to the reservation.

You need to ensure that Computer1 immediately receives the new option. What should you do?

- A. Run ipconfig.exe /renew.
- B. Run ipconfig.exe /registerdns.
- C. On DHCP1, recreate the reservation.
- D. On DHCP1, delete the active lease for the reservation.

Correct Answer: A

Section: (none)

Explanation

Explanation/Reference:

Explanation:

QUESTION 17

Your network contains a Routing and Remote Access server named RRAS1 and a DHCP server named DHCP1. RRAS1 and DHCP1 are located in different subnets. RRAS1 is configured to support VPN connections from the Internet. DHCP1 has a scope that provides IP addresses for the VPN connections.

You need to ensure that VPN clients that connect to RRAS1 can receive IP addresses from DHCP1.

What should you do?

- A. On DHCP1, configure a DHCP Relay Agent.
- B. On DHCP1, install the Routing role service.
- C. On RRAS1, configure a DHCP Relay Agent.
- D. On RRAS1, install the Routing role service.

Correct Answer: C

Section: (none)

Explanation

Explanation/Reference:

Explanation:

If a DHCP server is on the same subnet as your remote access/VPN server, DHCP messages from VPN clients will be able to reach the DHCP server after the VPN connection is established. If a DHCP server is on a different subnet than your remote access/VPN server, make sure that the router between subnets can relay DHCP messages between clients and the server. If your router is running a Windows Server 2003 operating system, you can configure the DHCP Relay Agent service on the router to forward DHCP messages between

subnets. To configure the DHCP Relay Agent to work over remote access:

Click Start, point to Programs, point to Administrative Tools, and then click Routing and Remote Access.

In the object tree, expand Your_Server, expand IP Routing, right-click General, and then click New Routing Protocol.

In the Routing Protocols list, click DHCP Relay Agent, and then click OK. Right-click DHCP Relay Agent, and then click Properties. In the DHCP Relay Agent Properties dialog box, type the IP addresses of your DHCP servers in the Server Address box, click ADD, and then click OK. Right-click DHCP Relay Agent, and then click New Interface.

Click Internal.

Internal represents the virtual interface that is connected to all remote access clients.

QUESTION 18

Your network has Network Access Protection (NAP) deployed. The network contains two servers named Server1 and Server2. Server1 is a Network Policy Server (NPS). Server2 has a third-party antivirus solution installed.

Server1 is configured to use a custom system health validator provided by the antivirus vendor. The system health validator uses Server2 to identify the version of the current antivirus definition. You need to ensure that NAP clients are considered noncompliant if Server1 cannot connect to Server2.

Which error code resolution setting should you configure?

- A. SHA not responding to NAP client
- B. SHA unable to contact required services
- C. SHV not responding
- D. SHV unable to contact required services

Correct Answer: D

Section: (none)

Explanation

Explanation/Reference:

Explanation:

SHA is client related, SHV is server related. Link here :

<http://technet.microsoft.com/en-us/library/dd759167.aspx>

QUESTION 19

Your network contains a server named Server1. Server1 has DirectAccess deployed. A group named Group1 is enabled for DirectAccess.

Users report that when they log on to their computers, the computers are not configured to use DirectAccess.

You need to ensure that the users' computers are configured to use DirectAccess.

What should you do first?

- A. On each client computer, add Group1 to the Distributed COM Users group.
- B. On each client computer, add Group1 to the Network Configuration Operators group.
- C. From Active Directory Users and Computers, add the users' user accounts to Group1.
- D. From Active Directory Users and Computers, add the users' computer accounts to Group1.

Correct Answer: D

Section: (none)

Explanation

Explanation/Reference:

Explanation:

QUESTION 20

Your network contains an Active Directory domain named contoso.com. The network has DirectAccess deployed.

You deploy a new server named Server1 that hosts a management application. You need to ensure that Server1 can initiate connections to DirectAccess client computers. Which settings should you modify from the DirectAccess Setup console?

- A. Application Servers
- B. DirectAccess Server
- C. Infrastructure Servers
- D. Remote Clients

Correct Answer: C

Section: (none)

Explanation

Explanation/Reference:

Explanation:

read the guide here :

<http://blog.concurrency.com/infrastructure/uag-directaccess-infrastructure-servers-wizard/>

QUESTION 21

Your network contains a client computer named Computer1 that runs Windows 7. Computer1 is configured to use DirectAccess.

You need to identify the URL of the network location server that Computer1 is configured to use.

What should you do?

- A. From a command prompt, run ipconfig.exe /displaydns.
- B. From a command prompt, run netsh.exe namespace show policy.
- C. From Control Panel, run the network adapter troubleshooter.
- D. From the Network Connection Status window, view the Network Connection Details.

Correct Answer: B

Section: (none)

Explanation

Explanation/Reference:

Explanation:

"use the netsh namespace show policy command to display the NRPT rules configured through Group Policy. There should be NRPT rules for the intranet namespace and an exemption rule for server" the fully qualified domain name (FQDN) of the network location

QUESTION 22

Your network contains an Active Directory domain. The network has DirectAccess deployed. You deploy the DirectAccess Connectivity Assistant (DCA) to all client computers. You need to ensure that users can view their DirectAccess status by using the DCA. Which two group policy settings should you configure? (Each correct answer presents part of the solution. Choose two.)

- A. Dynamic Tunnel Endpoints (DTEs)
- B. Corporate Portal Site
- C. Corporate Resources
- D. PortalName

Correct Answer: AC

Section: (none)

Explanation

Explanation/Reference:

QUESTION 23

Your network contains an Active Directory forest. The functional level of the forest is Windows Server 2008 R2. You plan to deploy DirectAccess.

You need to configure the DNS servers on your network to support DirectAccess. What should you do?

- A. Modify the GlobalQueryBlockList registry key and restart the DNS Server service.
- B. Modify the EnableGlobalNamesSupport registry key and restart the DNS Server service.
- C. Create a trust anchor that uses a certificate issued by an internal certification authority (CA).
- D. Create a trust anchor that uses a certificate issued by a publicly trusted certification authority (CA).

Correct Answer: A

Section: (none)

Explanation

Explanation/Reference:

Explanation:

To remove ISATAP from the DNS global query block list

1. Click Start, click All Programs, click Accessories, rightclick Command Prompt, and then click Run as administrator.
2. In the Command Prompt window, type `dnscmd /config / globalqueryblocklist wpad`, and then press ENTER.
3. Close the Command Prompt window.

QUESTION 24

Your network contains a server named Server1.contoso.com. Server1 is located on the internal network.

You have a client computer named Computer1 that runs Windows 7. Computer1 is located on a public network that is connected to the Internet. Computer1 is enabled for DirectAccess. You need to verify whether Computer1 can resolve Server1 by using DirectAccess.

Which command should you run on Computer1?

- A. `nbtstat.exe -a server1.contoso.com`
- B. `netsh.exe dnsclient show state`
- C. `nslookup.exe server1.contoso.com`
- D. `ping.exe server1.contoso.com`

Correct Answer: D

Section: (none)

Explanation

Explanation/Reference:

Explanation:

QUESTION 25

Your network contains a server named Server1 that runs Windows Server 2008 R2. You plan to deploy DirectAccess on Server1.

You need to configure Windows Firewall on Server1 to support DirectAccess connections. What should you allow from Windows Firewall on Server1?

- A. ICMPv6 Echo Requests
- B. ICMPv6 Redirect
- C. IGMP
- D. IPv6-Route

Correct Answer: A

Section: (none)

Explanation

Explanation/Reference:

Explanation:

Exam F

QUESTION 1

Your network contains a computer named Computer1 that runs Windows 7. You need to verify if Computer1 has active DirectAccess connections to the network.

What should you do?

- A. From Network Connections, right-click the active network connection, and then click Status.
- B. From Network Connections, select the active network connection, and then click Diagnose this connection.
- C. From Windows Firewall with Advanced Security, click Monitoring, and then click Connection Security Rules.
- D. From Windows Firewall with Advanced Security, click Monitoring, click Security Associations, and then click Main Mode.

Correct Answer: D

Section: (none)

Explanation

Explanation/Reference:

Explanation:

QUESTION 2

Your network contains a Network Policy Server (NPS) named NPS1. You deploy a new NPS named NPS2.

You need to ensure that NPS2 sends all authentication requests to NPS1. What should you modify on NPS2?

- A. health policies
- B. network policies
- C. RADIUS clients
- D. remote RADIUS server groups

Correct Answer: D

Section: (none)

Explanation

Explanation/Reference:

Explanation:

Authentication....). We need to configure NPS2 to use NPS1 for NPS is RADIUS (Remote authentication.

QUESTION 3

Your network contains a Network Policy Server (NPS) named Server1. NPS1 provides authentication for all of the VPN servers on the network.

You need to track the usage information of all VPN connections. Which RADIUS attribute should you log?

- A. Acct-Session-Id
- B. Acct-Status-Type
- C. Class
- D. NAS-Identifier

Correct Answer: C

Section: (none)

Explanation

Explanation/Reference:

Explanation:

QUESTION 4

Your network contains a Network Policy Server (NPS) named Server1. Server1 is configured to use SQL logging.

You add a second NPS server named Server2.

You need to ensure that Server2 has the same RADIUS authentication and logging settings as Server1. You export the NPS settings from Server1, and then import the settings to Server2.

What should you do next on Server2?

- A. Create a new ODBC data source.
- B. Run netsh.exe nps reset config.
- C. Manually configure the SQL logging settings.
- D. Restart the Network Policy Server (NPS) role service.

Correct Answer: C

Section: (none)

Explanation

Explanation/Reference:

Explanation:

QUESTION 5

Your network contains an Active Directory forest. The forest contains two domains named contoso.com and eu.contoso.com.

You install a Network Policy Server (NPS) named Server1 in the contoso.com domain. You need to ensure that Server1 can read the dial-in properties of the user accounts in the eu.contoso.com domain.

What should you do?

- A. In the contoso.com domain, add Server1 to the RAS and IAS Servers group.
- B. In the contoso.com domain, add Server1 to the Windows Authorization Access group.
- C. In the eu.contoso.com domain, add Server1 to the RAS and IAS Servers group.
- D. In the eu.contoso.com domain, add Server1 to the Windows Authorization Access group.

Correct Answer: C

Section: (none)

Explanation

Explanation/Reference:

Explanation:

C is correct, Servers in this group can access remote access properties of users

QUESTION 6

Your network contains a Network Policy Server (NPS) named Server1. You need to configure a network policy for a VLAN.

Which RADIUS attributes should you add?

·Login-LAT-Service

- A. ·Login-LAT-Node

- Login-LAT-Group
- NAS-Identifier
- Tunnel-Assignment-ID
- B. ·Tunnel-Preference
- Tunnel-Client-Auth-ID
- NAS-Port-Id
- Tunnel-Client-Endpt
- C. ·Tunnel-Server-Endpt
- NAS-Port-Type
- Tunnel-Password
- Tunnel-Medium-Type
- D. ·Tunnel-Pvt-Group-ID
- Tunnel-Type
- Tunnel-Tag

Correct Answer: D

Section: (none)

Explanation

Explanation/Reference:

Explanation:

QUESTION 7

Your network contains two Active Directory forests named contoso.com and fabrikam.com. You have a standalone Network Policy Server (NPS) named NPS1. You have a VPN server named VPN1. VPN1 is configured as a RADIUS client to NPS1. You need to ensure that users from both forests can establish VPN connections by using their own domain accounts.

What should you do?

- A. On NPS1, configure remediation server groups.
- B. On NPS1, configure connection request policies.
- C. On VPN1, modify the DNS suffix search order.
- D. On VPN1, modify the IKEv2 Client connection controls.

Correct Answer: B

Section: (none)

Explanation

Explanation/Reference:

Explanation:

QUESTION 8

Your network contains a Network Policy Server (NPS) named NPS1 and a network access server

named NAS1. NAS1 is configured to use NPS1 for authentication and accounting. A firewall separates NPS1 and NAS1.

You need to ensure that NAS1 can successfully send authentication and accounting messages to NPS1.

Which ports should you allow through the firewall?

- A. TCP ports 80, 443, 389 and 1645
- B. TCP ports 88, 135, 139 and 1813
- C. UDP ports 53, 67, 68 and 69
- D. UDP ports 1812, 1813, 1645 and 1646

Correct Answer: D

Section: (none)

Explanation

Explanation/Reference:

Explanation:

QUESTION 9

Your network contains a Network Policy Server (NPS) named NPS1. NPS1 is configured for remote access account lockout.

A domain user named User1 has been locked out by NPS1. You need to unlock the User1 user account on NPS1.

What should you use?

- A. the Netsh tool
- B. the Network Policy Server console
- C. the Registry Editor
- D. the Routing and Remote Access console

Correct Answer: C

Section: (none)

Explanation

Explanation/Reference:

Explanation:

Manually Unlock a Remote Access Client

If the account is locked out, the user can try to log on again after the lockout timer has run out, or you can delete the DomainName:UserName value in the following registry key:

HKEY_LOCAL_MACHINE\SYSTEM\CurrentControlSet\Services\RemoteAccess\Parameters\AccountLockout registry key. To manually unlock an account, follow these steps:

Click Start, click Run, type regedit in the Open box, and then press ENTER.

Locate and then click the following registry key:

HKEY_LOCAL_MACHINE\SYSTEM\CurrentControlSet\Services\RemoteAccess\Parameters\AccountLockout

Find the Domain Name:User Name value, and then delete the entry.

Quit Registry Editor.

Test the account to confirm that it is no longer locked out.

<http://support.microsoft.com/kb/816118>

QUESTION 10

Your network contains a server that runs Windows Server 2008 R2. You need to enable access- based enumeration (ABE) on a shared folder.

Which console should you use?

- A. Disk Management
- B. File Server Resource Manager
- C. Share and Storage Management
- D. Storage Explorer

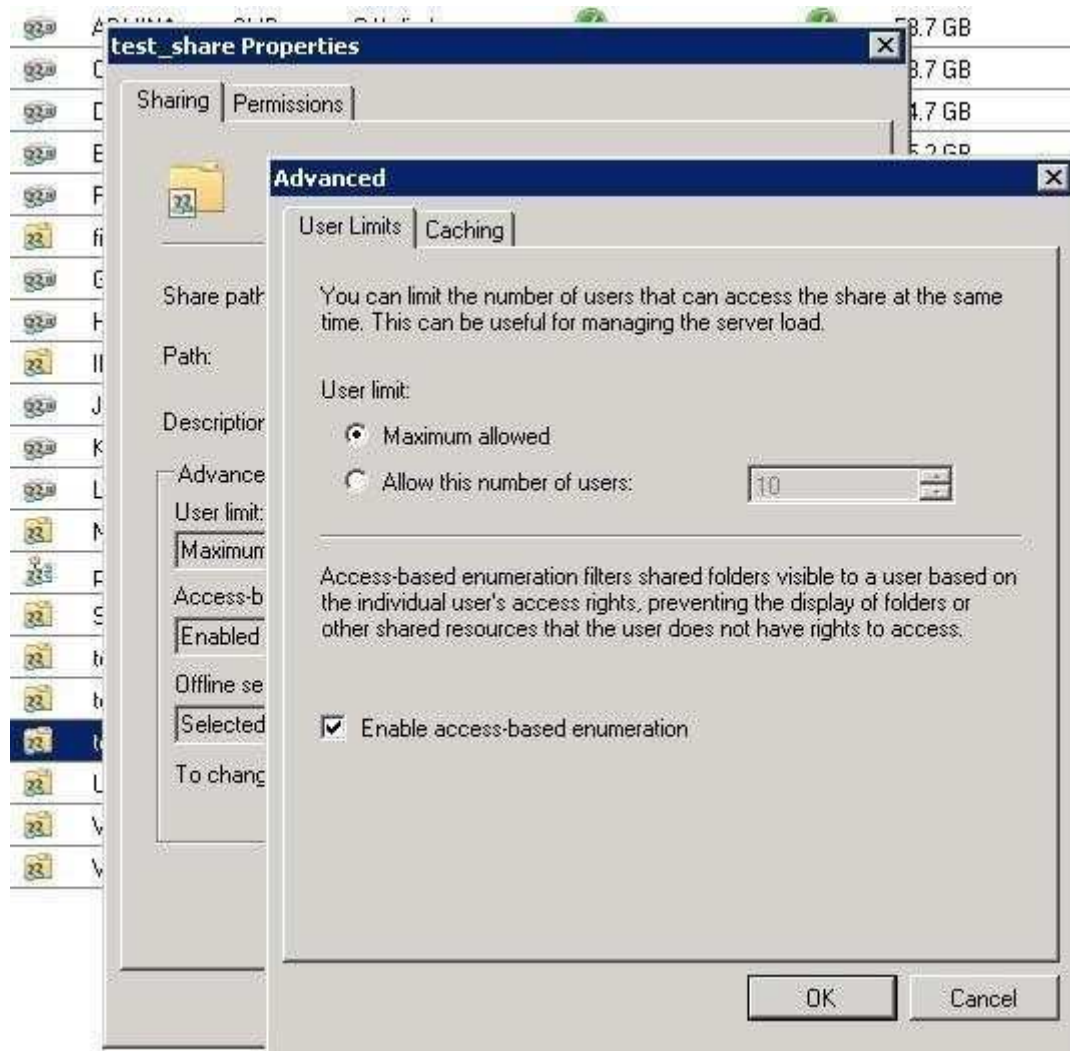
Correct Answer: C

Section: (none)

Explanation

Explanation/Reference:

Explanation:



QUESTION 11

Your network contains a server that runs Windows Server 2008 R2. You have a shared folder named Data that is located on the C drive. The permissions for the Data folder are configured as shown in the following table.

Group name	NTFS permission	Share permission
Group1	Read	Read
Group2	Modify	Change
Group3	Full control	Read

A user named User1 is a member of Group1 and Group3.

User1 reports that she cannot upload files to the share. You need to ensure that User1 can upload files to C:\Data. The solution must minimize the number of permissions assigned to all users.

What should you do?

A. Add User1 to Group2.

- B. Remove User1 from Group1.
- C. Assign the Change share permission to Group1.
- D. Assign the Change share permission to Group3.

Correct Answer: A

Section: (none)

Explanation

Explanation/Reference:

Explanation:

QUESTION 12

Your network contains an Active Directory domain. The domain contains a member server that runs Windows Server 2008 R2.

You have a folder named Data that is located on the C drive. The folder has the default NTFS permissions configured.

A support technician shares C:\Data by using the File Sharing Wizard and specifies the default settings.

Users report that they cannot access the shared folder. You need to ensure that all domain users can access the share.

What should you do?

- A. Enable access-based enumeration (ABE) on the share.
- B. Assign the Read NTFS permission to the Domain Users group.
- C. From the Network and Sharing Center, enable public folder sharing.
- D. From the File Sharing Wizard, configure the Read permission level for the Domain Users group.

Correct Answer: D

Section: (none)

Explanation

Explanation/Reference:

Explanation:

QUESTION 13

Your network contains an Active Directory domain named contoso.com. All servers run Windows Server 2008 R2. All client computers run Windows 7.

You discover that users can use Encrypting File System (EFS) when the smart cards on their computers are removed.

You need to prevent the users from accessing EFS-encrypted files when their smart cards are removed. From the EFS properties, you click Require a smart card for EFS.

What should you do next?

- A. Set the Elliptic Curve Cryptography to Allow.
- B. Set the Elliptic Curve Cryptography to Require.
- C. Disable the Allow delegating saved credentials setting.
- D. Disable the Create caching-capable user key from smart card option.

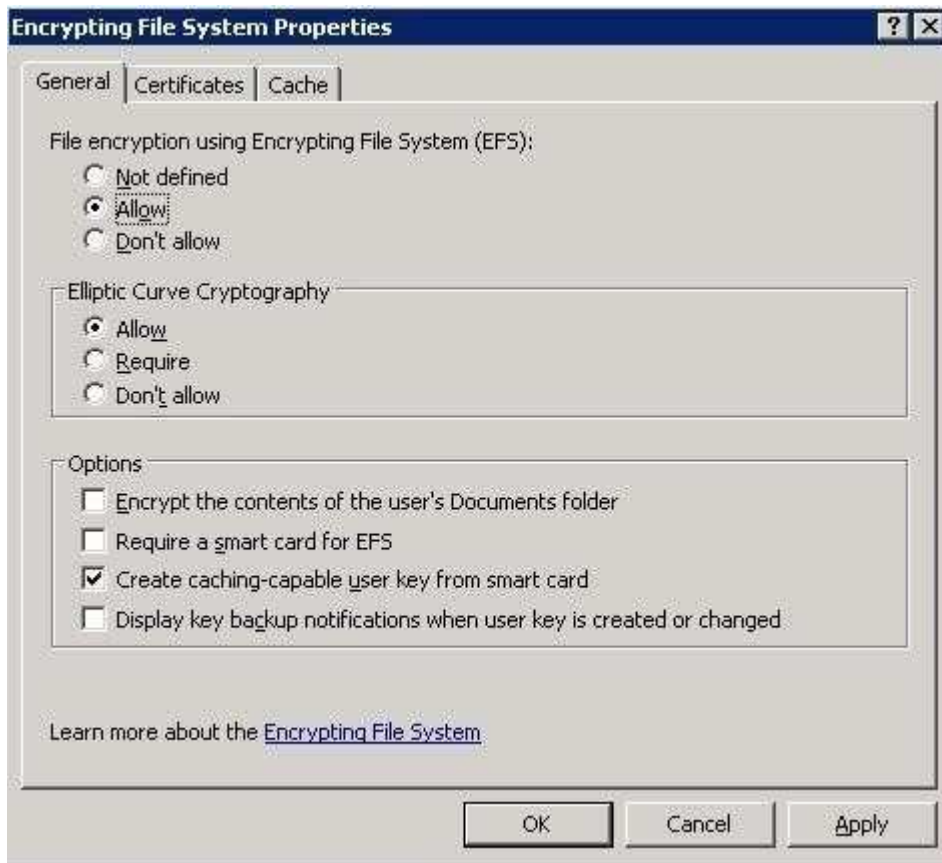
Correct Answer: D

Section: (none)

Explanation

Explanation/Reference:

Explanation:

**QUESTION 14**

Your network contains a server named Server1. Server1 is configured as a BranchCache server. The cache is located at D:\Branchcache.

You need to remove all existing files and hashes from the cache. Which command should you run?

- A. hashgen.exe -d d:\branchcache
- B. net.exe stop PeerDistSvc & net.exe start PeerDistSvc
- C. netsh.exe branchcache flush
- D. rd.exe d:\branchcache /s /q

Correct Answer: C

Section: (none)

Explanation

Explanation/Reference:

Explanation:

QUESTION 15

Your network contains a server named Server1 that runs Windows Server 2008 R2. Server1 is located in a branch office.

You view the BranchCache configuration of Server1 as shown in the exhibit. (Click the Exhibit button.)

```

Administrator: Command Prompt
C:\>netsh branchcache show status detail>all

BranchCache Service Status:
-----
Service Mode           = Local Caching
Current Status         = Running
Service Start Type     = Automatic
This machine is not configured as a hosted cache client.

Local Cache Status:
-----
Maximum Cache Size     = 5% of hard disk
Active Current Cache Size = 0 Bytes
Local Cache Location   = C:\Windows\ServiceProfiles\NetworkService\AppData\Local\PeerDistRepub (Default)

Publication Cache Status:
-----
Maximum Cache Size     = 1% of hard disk
Active Current Cache Size = 0 Bytes
Publication Cache Location = C:\Windows\ServiceProfiles\NetworkService\AppData\Local\PeerDistPub (Default)

Networking Status:
-----
Content Retrieval URL Reservation = Configured (Required)
Hosted Cache URL Reservation      = Configured (Not Required)
SSL Certificate Bound To Hosted Cache Port = Configured (Not Required)
Content Retrieval Firewall Rules  = Disabled (Not Required)
Peer Discovery Firewall Rules     = Disabled (Not Required)
Hosted Cache Server Firewall Rules = Disabled (Not Required)
Hosted Cache Client Firewall Rules = Enabled (Not Required)

C:\>_

```

You need to ensure that client computers in the branch office retrieve cached files from Server1 only. What should you do on Server1?

- A. Install the BranchCache for Network Files role service.
- B. Install the Services for Network File System role service.
- C. Run netsh.exe branchcache set service mode=DISTRIBUTED.
- D. Run netsh.exe branchcache set service mode=HOSTEDSERVER.

Correct Answer: D

Section: (none)

Explanation

Explanation/Reference:

Explanation:

QUESTION 16

Your network contains the servers shown in the following table.

Server name	Server role	Server location	Server share
Server1	File server	Office1	Data1
Server2	File server	Office2	Data2

Office1 and Office2 connect to each other by using a WAN link. Users in Office2 frequently access the same set of files stored in Data1. You need to reduce the amount of file transfer traffic across the WAN link. What should you add to Server1?

- A. the Background Intelligent Transfer Service (BITS) feature
- B. the BranchCache feature
- C. the BranchCache for network files role service
- D. the Distributed File System (DFS) role service

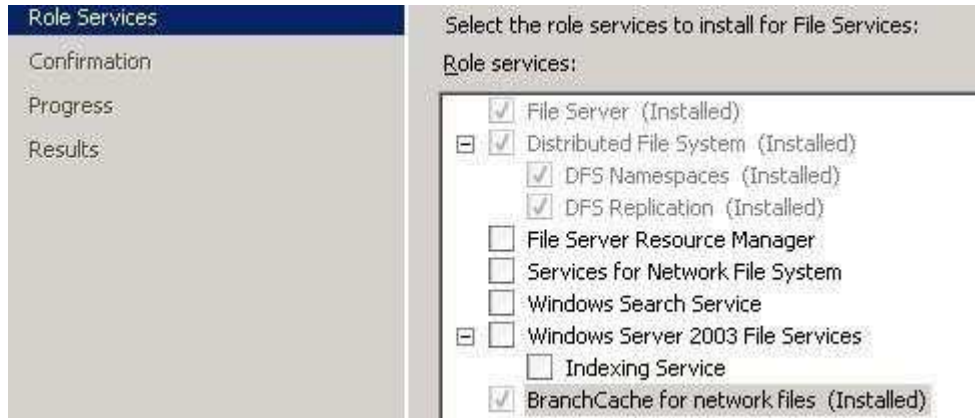
Correct Answer: C

Section: (none)

Explanation

Explanation/Reference:

Explanation:



QUESTION 17

Your network contains a server named Server1 that runs Windows Server 2008 R2. Server1 is located in a branch office. You discover that users cannot obtain cached documents from Server1. The BranchCache configuration on Server1 is shown in the exhibit. (Click the Exhibit button.)

```
Administrator: Command Prompt
C:\>netsh branchcache show status detail=all

BranchCache Service Status:
-----
Service Mode           = Hosted Cache Server
Client Authentication   = Domain Authentication
Current Status         = Stopped
Service Start Type     = Disabled
This machine is currently configured as a hosted cache server.

Local Cache Status:
-----
Maximum Cache Size     = 5% of hard disk
Local Cache Location   = C:\Windows\ServiceProfiles\NetworkService\AppData\Local\PeerDistRepub (Default)

Publication Cache Status:
-----
Maximum Cache Size     = 1% of hard disk
Publication Cache Location = C:\Windows\ServiceProfiles\NetworkService\AppData\Local\PeerDistPub (Default)

Networking Status:
-----
Content Retrieval URL Reservation = Configured (Required)
Hosted Cache URL Reservation     = Configured (Required)
SSL Certificate Bound To Hosted Cache Port = Configured (Required)
Content Retrieval Firewall Rules = Enabled (Required)
Peer Discovery Firewall Rules    = Disabled (Not Required)
Hosted Cache Server Firewall Rules = Enabled (Required)
Hosted Cache Client Firewall Rules = Enabled (Not Required)

C:\>_
```

You need to ensure that Server1 hosts cached content for client computers in the branch office. What should you do?

- A. Enable Peer Discovery firewall rules.
- B. Set the Startup Type of the BranchCache service to Automatic, and then start the service.
- C. At the command prompt, run netsh.exe branchcache set service mode=DISTRIBUTED.
- D. At the command prompt, run netsh.exe branchcache set service mode=HOSTEDCLIENT.

Correct Answer: B

Section: (none)

Explanation

Explanation/Reference:

Explanation:

QUESTION 18

Your network contains a single Active Directory domain named contoso.com. The domain contains two servers named Server1 and Server2. Server1 and Server2 are namespace servers for the \\contoso.com\DFS1 namespace.

You need to ensure that users only connect to the \\contoso.com\DFS1 namespace on Server1 if Server2 is unavailable.

How should you configure the \\contoso.com\DFS1 namespace?

- A. From the properties of the \\contoso.com\DFS1 namespace, modify the referrals settings.
- B. From the properties of the \\contoso.com\DFS1 namespace, modify the advanced settings.
- C. From the properties of the \\SERVER1\DFS1 namespace servers entry, modify the advanced settings.

D. From the properties of the \\SERVER2\DFS1 namespace servers entry, modify the advanced settings.

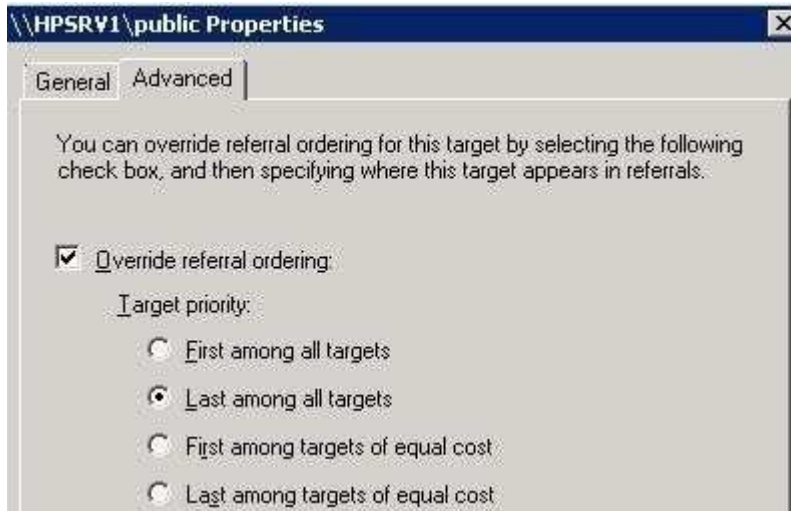
Correct Answer: D

Section: (none)

Explanation

Explanation/Reference:

Explanation:



Topic 4, Exam Set D

QUESTION 19

Your network contains a domain-based namespace named DFS1. DFS1 has Windows 2008 Server mode enabled.

You need to ensure that only files and folders in DFS1 that users have permissions to access are displayed. What should you do?

- A. Disable referrals.
- B. Modify the system access control list.
- C. Enable access-based enumeration (ABE).
- D. Modify the discretionary access control list.

Correct Answer: C

Section: (none)

Explanation

Explanation/Reference:

Explanation:

QUESTION 20

Your company has a main office and a branch office.

The network contains two servers named Server1 and Server2 that run Windows Server 2008 R2. Server1 is located in the main office. Server2 is located in the branch office. You have a domain-based namespace named \\contoso.com\DFS1. Server1 is configured as the namespace server for \\contoso.com\DFS1. \\contoso.com\DFS1 has a folder named Folder1. The folder targets for Folder1 are \\Server1\Folder1 and \\Server2\Folder1.

Users in the main office report that they view different content in Folder1 than users in the branch office. You

need to ensure that the content in Folder1 is identical for all of the users.

What should you do?

- A. Create a new replication group.
- B. Configure Server2 as a namespace server.
- C. From Server2, run `dfsutil.exe cache domain`.
- D. From Server2, run `dfsutil.exe root forcesync \\contoso.com\DFS1`.

Correct Answer: A

Section: (none)

Explanation

Explanation/Reference:

Explanation:

QUESTION 21

Your network contains a Distributed File System (DFS) target folder named Folder1 that contains 100 GB of data.

You plan to create a new DFS replica of Folder1 on a server named Server2. You need to prestage the data in Folder1 on Server2. The solution must ensure that the amount of initial DFS replication traffic is minimized.

Which tool should you use to prestage the Folder1 data?

- A. `Dfscmd`
- B. `Dfsrmig`
- C. `Dfsutil`
- D. `Wbadmin`

Correct Answer: D

Section: (none)

Explanation

Explanation/Reference:

Explanation:

Distributed File System (DFS) replication is a new technology that has been included in Microsoft Windows Server starting in Microsoft Windows Server 2003 R2. Some Microsoft TechNet articles discuss the concept of prestaging to reduce network traffic during the initial synchronization of DFS data. Whether data that is located on each replication partner is considered the same depends on the hashing algorithm that is applied to the file, to the file permissions (discretionary access control lists), and to the file audit properties (system access control lists).

The hashes of prestaged data are affected by the following:

Permissions
Audit properties
Inheritance

The copy tool, such as `Robocopy.exe` or `Xcopy.exe`, that is used Because the possible combinations of these factors are so wide and varied, predicting the success of prestaging operations is very difficult. However, the Backup program in Windows Server is a reliable mechanism to prestage data.

How to use the Backup program to prestage DFSR data

Back up the data by using the Backup program. You can back up to tape or to a file.

Transfer the backup to the destination server.

Restore the backup to the destination server. The hashes that are computed by DFSR for each server should be identical for files that have not changed.

<http://support.microsoft.com/kb/947726>

QUESTION 22

Your network contains a domain-based Distributed File System (DFS) namespace named \\contoso.com\DFS1.

You have two servers named Server1 and Server2 that are configured as namespace servers for \\contoso.com\DFS1.

You need to verify that the DFS namespace replicates successfully between Server1 and Server2. Which tool should you use?

- A. Dfscmd
- B. Dfsdiag
- C. Dfsrdiag
- D. Dfsutil

Correct Answer: C

Section: (none)

Explanation

Explanation/Reference:

Explanation:

QUESTION 23

Your network contains a server that runs Windows Server 2008 R2. Windows BitLocker Drive Encryption (BitLocker) is enabled for all drives.

You need to perform a bare metal recovery of the server. What should you do first?

- A. From the BIOS, disable the Trusted Platform Module.
- B. From the BIOS, disable the processor's No Execute feature.
- C. Start the computer in Safe Mode.
- D. Start the computer from the Windows Server 2008 R2 installation media.

Correct Answer: D

Section: (none)

Explanation

Explanation/Reference:

Explanation:

QUESTION 24

Your network contains two servers named Server1 and Server2. Server1 runs Windows Server 2008 R2. Server2 runs Windows Server 2008.

You need to ensure that you can initiate a full server backup of Server2 from Server1. What should you do?

- A. Install Windows Server Backup on Server2.
- B. Upgrade Server2 to Windows Server 2008 R2.
- C. Add an exception to Windows Firewall on Server2.
- D. Add your user account to the Backup Operators group on Server2.

Correct Answer: B

Section: (none)

Explanation

Explanation/Reference:

Explanation:

QUESTION 25

Your network contains a server that runs Windows Server 2008 R2. You need to schedule backups of the server. The solution must ensure that multiple versions of the backup are available.

Which two possible backup locations should you use? (Each correct answer presents a complete solution. Choose two.)

- A. external hard disk
- B. internal hard disk
- C. optical media
- D. remote shared folder

Correct Answer: AB

Section: (none)

Explanation

Explanation/Reference:

Explanation:

Exam G

QUESTION 1

Your network contains a server named Server1 that runs Windows Server 2008 R2. The disks on Server1 are configured as shown in the following table.

Disk name	Disk type
Disk 0	Internal hard disk drive
Disk 1	External hard disk drive
Disk 2	Virtual hard disk

You run the Backup Once wizard and discover that the option for Full Server backup is unavailable. You need to ensure that you can run a full server backup of Server1.

What should you do?

- A. Take Disk 1 offline.
- B. Take Disk 2 offline.
- C. Run the Set-WBPolicy cmdlet.
- D. Run Windows Server Backup as an Administrator.

Correct Answer: B

Section: (none)

Explanation

Explanation/Reference:

Explanation:

QUESTION 2

Your network contains a server named Server1 that runs Windows Server 2008 R2. You need to configure scheduled backups on Server1 to meet the following requirements:

- Maintain 60 days of backups.
- Minimize the performance impact on Server1 while a backup is running.

What should you do?

- A. From Windows PowerShell, run the New-WBPolicy cmdlet.
- B. From Windows PowerShell, run the Set-WBVssBackupOptions cmdlet.
- C. From the Backup Schedule Wizard, click the Backup to a volume option.
- D. From the Backup Schedule Wizard, click the Backup to hard disk that is dedicated for backups (recommended) option.

Correct Answer: D

Section: (none)

Explanation

Explanation/Reference:

Explanation:

QUESTION 3

Your network contains a server named Server1 that runs Windows Server 2008 R2. Server1 has Microsoft Exchange Server 2010 deployed.

You schedule a backup of the server.

You discover that the Exchange Server 2010 transaction log files are purged during the backup. You need to prevent the Exchange Server 2010 transaction log files from being purged.

What should you do?

- A. From the properties of the backup, add an exclusion.
- B. From the properties of the backup, modify the VSS settings.
- C. From Windows PowerShell, run the New-WBFileSpec cmdlet.
- D. From Windows PowerShell, run the New-WBBackupTarget cmdlet.

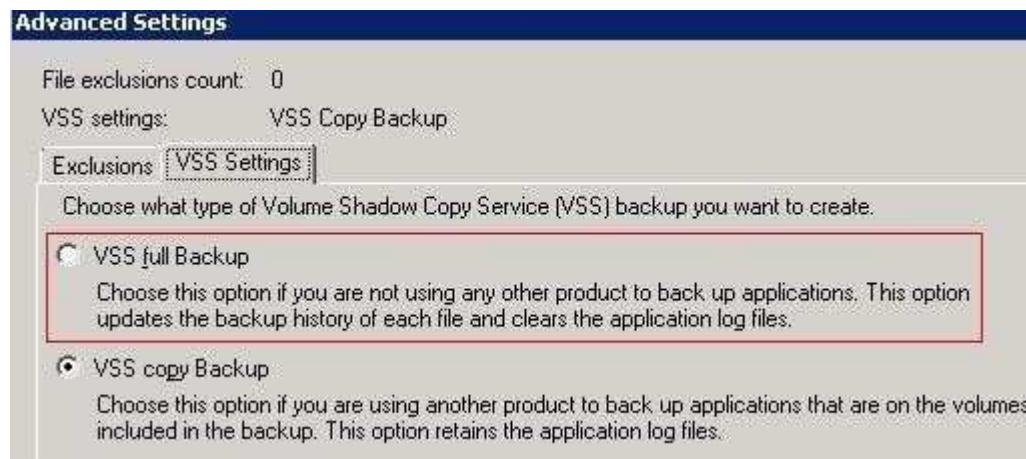
Correct Answer: B

Section: (none)

Explanation

Explanation/Reference:

Explanation:



QUESTION 4

Your network contains a file server that runs Windows Server 2008 R2. The server has File Server Resource Manager (FSRM) installed.

A file screen is created for a folder named Data. Data is located on the C drive. The file screen is configured to block files contained in the Audio and Video file group. You need to allow users in the sales department to upload video files to C:\Data\Sales.

What should you do?

- A. Create a file screen exception.
- B. Modify the Audio and Video file group.
- C. Implement an active file screen on C:\Data\Sales.
- D. Implement a passive file screen on C:\Data\Sales.

Correct Answer: A

Section: (none)

Explanation

Explanation/Reference:

Explanation:

With File screen exceptions, expand the flexibility of the file screening capabilities in File Server Resource

Manager by creating an exception to any file screening rules derived from a parent folder (C:\Data).

QUESTION 5

Your network contains a server named Server1 that runs Windows Server 2008 R2. Server1 has the File Services role installed.

You configure a file classification rule.

You discover that scanned documents stored as JPG files are not being classified. You need to ensure that all file classification rules apply to scanned documents.

What should you do?

- A. Enable the Windows TIFF IFilter feature.
- B. Modify the properties of the file classification rule.
- C. Modify the properties of the Windows Search Service.
- D. Install the Office 2007 System Converter: Microsoft Filter Pack.

Correct Answer: A

Section: (none)

Explanation

Explanation/Reference:

Explanation:

1- Not classified as a matter of operation to the file. As soon the file "steps onto the ground" - I mean being copied to NTFS File system if there is a classification rule/pattern that match file strings it will apply;
2 - If there is a classification rule for a "JPG" file format at all - it will classify the scanned JPGs, 3 - This might be our winner!! =)) The word "document" ..

A) Enable the Windows TIFF IFilter feature. Cheers! =)

In order FCI /File Classification Infrastructure/ to classify images based on their content by using optical character recognition (OCR), you need to install Windows TIFF IFilter on the server that is running FCI. Then the content classifier can recognize TIFF images and extract text from those files TIFF IFilter supports the most frequent compressions, such as LZW, JPG, CCITT v4, CCITT v6, uncompressed, and so forth.

"You discover that scanned documents stored as JPG files are not being classified. You need to ensure that all file classification rules apply to scanned documents." So, we have "Folder"and "Content" classifiers types.

=Folder Classifier :

- This rule uses the Folder Classifier which assigns the specified value to the classification rule's scope /within the target folder/.

property for all files within the

Which means that this mechanism does not "care" for a file type or whatever is the operation that created the file in the set for classification folder... as soon the file is in the folder - it will be classified. ;)

=Content Classifier :

- Searches for text or patterns using the same mechanism as the search indexer and if it finds them assigns the specified value to the classification property. When parameters are found in a file, then the rule will assign the property value /Example : If a word/string "Confidential" is set in the rule and there is a file containing that word

- file will be classified./

So we have three "magic words" mentioned as factors for the not-classified files in the "Question" :

1. File is scanned to the server
2. File type is JPG
3. File subject - contains document

QUESTION 6

Your network contains a file server named Server1 that runs Windows Server 2008 R2. On Server1, you create a disk quota for volume E that limits storage to 200 MB for all users. You need to ensure that a user named User1 can store files that are larger than 200 MB on volume

What should you do?

- A. From File Server Resource Manager, create a file screen exception.
- B. From a command prompt, run dirquota.exe.
- C. From Disk Management, create a new quota entry.
- D. From Windows Explorer, modify the security properties of the volume.

Correct Answer: C

Section: (none)

Explanation

Explanation/Reference:

Explanation:

You can set quota limits on individual users, or you can have limits apply equally to all non-administrative users. Unfortunately, you can't set limits on groups of users. And any users who already own files on the disk will have their quotas initially disabled. New users will have the default quotas for the disk applied as you would expect when they first save a file on the disk. To set the quotas for individual users, follow these steps:

In Disk Management, right-click a drive letter and open the properties of that drive. Click the Quota tab, and then click Show Quota Settings to bring up the Quota Settings dialog box for that disk.

Click Quota Entries to open the Quota Entries dialog box for the disk.

- To create a quota for a user who doesn't have one yet, and who needs a quota different from the default for the disk, click New Quota Entry.

- To modify the quota for a user already listed, select the user and then click Properties to open the quota settings for that user. Set the quota for the user and click OK to return to the Quota Entries dialog box.

QUESTION 7

Your network contains a file server named Server1 that runs Windows Server 2008 R2. Server1 has a volume named E.

From the File Server Resource Manager console, you create a new quota for volume E. The quota is derived from the 100 MB limit quota template.

You need to prevent users from storing audio and video files on volume E.

What should you do?

- A. Create a file screen.
- B. Create a file management task.
- C. Modify the properties of the quota.
- D. Modify the properties of the Audio and Video Files file group.

Correct Answer: A

Section: (none)

Explanation

Explanation/Reference:

Explanation:

Create a File Screen to prevent users from saving of video/audio files to a share and send notifications when users attempt to do that.

QUESTION 8

Your network contains a file server named Server1 that runs Windows Server 2008 R2. You have a folder named Folder1.

You need to ensure that files in Folder1 that are older than 365 days are automatically moved to an archive folder.

What should you create from the File Server Resource Manager console?

- A. a file group
- B. a file management task
- C. a file screen
- D. a quota

Correct Answer: B

Section: (none)

Explanation

Explanation/Reference:

Explanation:

You can use file management tasks to perform the following actions:

- Create and update file expiration tasks, which move all files that match a set of criteria to a specified directory where an administrator can then back up and delete the files. Files can be set to expire based on classification values, or after a specified number of days since the file was created, modified, or last accessed.
- Create and update custom tasks, which allow you to run a command or script in a specified working directory.
- Send e-mail notifications, send a warning to the event log, or run a command or script at a specified number of days before the file management task is scheduled to run.

QUESTION 9

Your network contains a print server named Server1. Server1 has three shared printers named Printer1, Printer2, and Printer3. Each shared printer uses a different driver. You need to ensure that if Printer1 causes an exception, users can still print to Printer2 and Printer3.

What should you do?

- A. Add a driver filter.
- B. Add a printer filter.
- C. Modify the print processor options.
- D. Modify the driver isolation settings.

Correct Answer: D

Section: (none)

Explanation

Explanation/Reference:

Explanation:



QUESTION 10

Your network contains an Active Directory domain.

You have a print server named Server1 that runs Windows Server 2008 R2. You deploy a new print device and create a shared printer. You need to ensure that only members of a group named Marketing can print color documents on the new print device. All other users must only be able to print black and white documents on the new print device.

What should you do?

- A. Create a printer port.
- B. Create a second shared printer.
- C. Modify the Active Directory printer object.
- D. Modify the properties of the shared printer.

Correct Answer: B

Section: (none)

Explanation

Explanation/Reference:

Explanation:

QUESTION 11

Your network contains an Active Directory domain. The domain contains a print server named Server1. Server1 runs Windows Server 2008 R2.

You need to ensure that users can locate all shared printers on Server1 by using Active Directory. What should you do from Server1?

- A. Run the pubprn.vbs script.
- B. Run dism.exe.
- C. Run the Set-ADObject cmdlet.
- D. Modify the Print Server properties.

Correct Answer: A

Section: (none)

Explanation

Explanation/Reference:

Explanation: Explanation

The script pubprn.vbs publishes a printer to the Active Directory Domain Services.

QUESTION 12

Your network contains an Active Directory domain. The domain contains two print servers named Server1 and Server2 that run Windows Server 2008 R2.

Server1 has a printer named Printer1. Server2 has a printer named Printer2. Both printers use the same driver. The print device for Printer1 fails.

You need to ensure that the print jobs in the Printer1 queue are printed. What should you do?

- A. Modify the Ports settings of Printer1.
- B. Modify the Sharing settings of Printer1.
- C. Run the Printer Migration tool.
- D. Run the Remove-Job and Copy-Item cmdlets.

Correct Answer: A

Section: (none)

Explanation

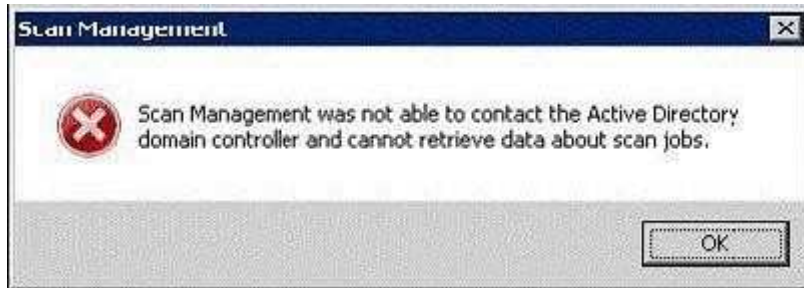
Explanation/Reference:

Explanation:

QUESTION 13

Your network contains an Active Directory domain named contoso.com. The functional level of the domain and the functional level of the forest are Windows Server 2003. All domain controllers run Windows Server 2008. You have a member server that runs Windows Server 2008 R2 named Server1. You install the Distributed Scan Server role service on Server1.

From the Scan Management console, you attempt to add a scan process and you receive the following error.



You need to ensure that you can add a scan process.

What should you do?

- A. Install the Fax Server role.
- B. Install the Print Server role service.
- C. Update the Active Directory schema.
- D. Set the functional level of the forest to Windows Server 2008.

Correct Answer: C

Section: (none)

Explanation

Explanation/Reference:

Explanation:

<http://blogs.technet.com/b/askperf/archive/2009/10/11/windows-7-windows-server-2008-r2-distributedscan-management.aspx>

QUESTION 14

Your network contains a Windows Server Update Services (WSUS) server. All computers on the network are configured to download and install updates once a week.

You need to deploy a critical update to a WSUS client as soon as possible. Which command should you run?

- A. `dism.exe /online /check-apppatch`
- B. `gpupdate.exe /force`
- C. `secedit.exe /refreshpolicy`
- D. `wuauclt.exe /detectnow`

Correct Answer: D

Section: (none)

Explanation

Explanation/Reference:

Explanation:

Manipulate Automatic Updates Behavior Using Command-line Options There are two documented command-line options used for manipulating Automatic Updates behavior. These options are meant to be run from a command prompt. They are helpful for testing and troubleshooting client computers. For comprehensive troubleshooting information for problems with both the WSUS server and client computers, see "Microsoft Windows Server Update Services Operations Guide."

Detectnow Option Because waiting for detection to start can be a time-consuming process, an option has been added to allow you to initiate detection right away. On one of the computers with the new Automatic Update client installed, run the following command at the command prompt:
wuauclt.exe /detectnow

QUESTION 15

Your network contains a Windows Server Update Services (WSUS) server named Server1. Server1 provides updates to client computers in two sites named Site1 and Site2. A WSUS computer group named Group1 is configured for automatic approval. You need to ensure that new client computers in Site2 are automatically added to Group1. Which two actions should you perform? (Each correct answer presents part of the solution. Choose two.)

- A. Create a new automatic approval update rule.
- B. Modify the Computers Options in the Update Services console.
- C. Modify the Automatic Approvals options in the Update Services console.
- D. Configure a Group Policy object (GPO) that enables client-side targeting.

Correct Answer: BD

Section: (none)

Explanation

Explanation/Reference:

Explanation:

Reference: [http://technet.microsoft.com/en-us/library/cc720433\(WS.10\).aspx](http://technet.microsoft.com/en-us/library/cc720433(WS.10).aspx)

Explanation:

WSUS enables you to target updates to groups of client computers. This capability can help you ensure that specific computers get the right updates at the most convenient times on an ongoing basis. For example, if all computers in one department of your organization have a specific configuration (such as all computers in the Accounting team), you can determine what updates those computers get, at what time, and then use WSUS reporting features to evaluate the success of update activity for that computer group.

By default, each computer is already assigned to the All Computers group. Computers will also be assigned to the Unassigned Computers group until you assign them to another group. Regardless of the group you assign a computer to, it will also remain in the All Computers group. A computer can be in only one other group in addition to the All Computers group.

You can assign computers to computer groups by using one of two methods, server-side targeting or clientside targeting, depending on whether or not you want to automate the process. With server-side targeting, you use the Move the selected computer task on the Computers page to move one or more client computers to one computer group at a time. With client-side targeting, you use Group Policy or edit the registry settings on client computers to enable those computers to automatically add themselves into the computer groups. You must specify which method you will use by selecting one of the two options on the Computers Options page.

Note

If your WSUS server is running in replica mode, you will not be able to create

computer groups on that server, you will only inherit the computer groups created on

the administration server from which your server inherits its settings. For more information about replica mode, see [Running in Replica Mode](#).

Server-side Targeting With server-side targeting, you use the WSUS console to both create groups and then assign computers to the groups. Server-side targeting is an excellent option if you do not have many client computers to update and you want to move client computers into computer groups manually.

To enable server-side targeting on your WSUS server, click the [Use the Move computers task in Windows Server Update Services](#) option on the [Computers Options](#) page.

Client-side Targeting With client-side targeting, you enable client-computers to add themselves to the computer groups you create in the WSUS console. You can enable client-side targeting through Group Policy (in an Active Directory network environment) or by editing registry entries (in a non-Active Directory network environment) for the client computers. When the client computers connect to the WSUS server, they will add themselves into the correct computer group. Client-side targeting is an excellent option if you have many client computers and want to automate the process of assigning them to computer groups.

To enable client-side targeting on your WSUS server, click the [Use Group Policy or registry settings on client computers](#) option on the [Computers Options](#) page.

QUESTION 16

Your network contains an Active Directory domain. The domain contains a Windows Server Update Services (WSUS) server named Server1. A Group Policy object (GPO) named GPO1 configures all computers in the domain to use Server1 for Windows Update. You add a new Windows 7 computer named Computer1 to the domain. From the Update Services console, you discover that Computer1 is not listed as a member of any computer groups.

You verify that GPO1 is applied to Computer1.

You need to ensure that Computer1 is available in the Update Services console. What should you do?

- A. On Computer1, run `wuaclt.exe /detectnow`.
- B. On Computer1, run `wuaclt.exe /reportnow`.
- C. On Server1, run `wsusutil.exe reset`.
- D. On Server1, run `wsusutil.exe listinactiveapprovals`.

Correct Answer: A

Section: (none)

Explanation

Explanation/Reference:

Explanation: Automatic Updates Behavior Using Command-line Options There are two documented command-line options used for manipulating Automatic Updates behavior. These options are meant to be run from a command prompt. They are helpful for testing and troubleshooting client computers. For comprehensive troubleshooting information for problems with both the WSUS server and client computers, see "Microsoft Windows Server Update Services Operations Guide."

Detectnow Option Because waiting for detection to start can be a time-consuming process, an option has been added to allow you to initiate detection right away. On one of the computers with the new Automatic Update client installed, run the following command at the command prompt:
`wuaclt.exe /detectnow`

Resetauthorization Option

WSUS uses a cookie on client computers to store various types of information, including computer group membership when client-side targeting is used. By default this cookie expires an hour after WSUS creates it. If you are using client-side targeting and change group membership, use this option in combination with `detectnow` to expire the cookie, initiate detection, and have WSUS update computer group membership.

Note that when combining parameters, you can use them only in the order specified as follows:
wuauclt.exe /resetauthorization /detectnow

QUESTION 17

Your network contains a Windows Server Update Services (WSUS) server. A Group Policy object (GPO) configures all WSUS client computers to detect updates hourly and install updates weekly.

You download a critical update.

You need to ensure that the WSUS client computers install the critical update during the next detection interval. What should you do?

- A. From the client computers, run wuauclt.exe /force.
- B. From the client computers, run gpupdate.exe /force.
- C. From the server, configure the deadline settings.
- D. From the server, configure the Synchronization Schedule options.

Correct Answer: C

Section: (none)

Explanation

Explanation/Reference:

Explanation:

In your server, you can specify a deadline when you approve an update or set of updates on the WSUS server. Setting a deadline will cause clients to install the update at a specific time, but there are a number of different situations, depending on whether the deadline has expired, whether there are other updates in the queue for the client to install, and whether the update (or another update in the queue) requires a restart.

QUESTION 18

Your network contains a Windows Server Update Services (WSUS) server. You need to ensure that the WSUS server automatically downloads service packs.

What should you do first?

- A. From the Automatic Approvals options, modify the Update Rules list.
- B. From the Automatic Approvals options, modify the Advanced settings.
- C. From the Products and Classifications options, modify the Products settings.
- D. From the Products and Classifications options, modify the Classifications settings.

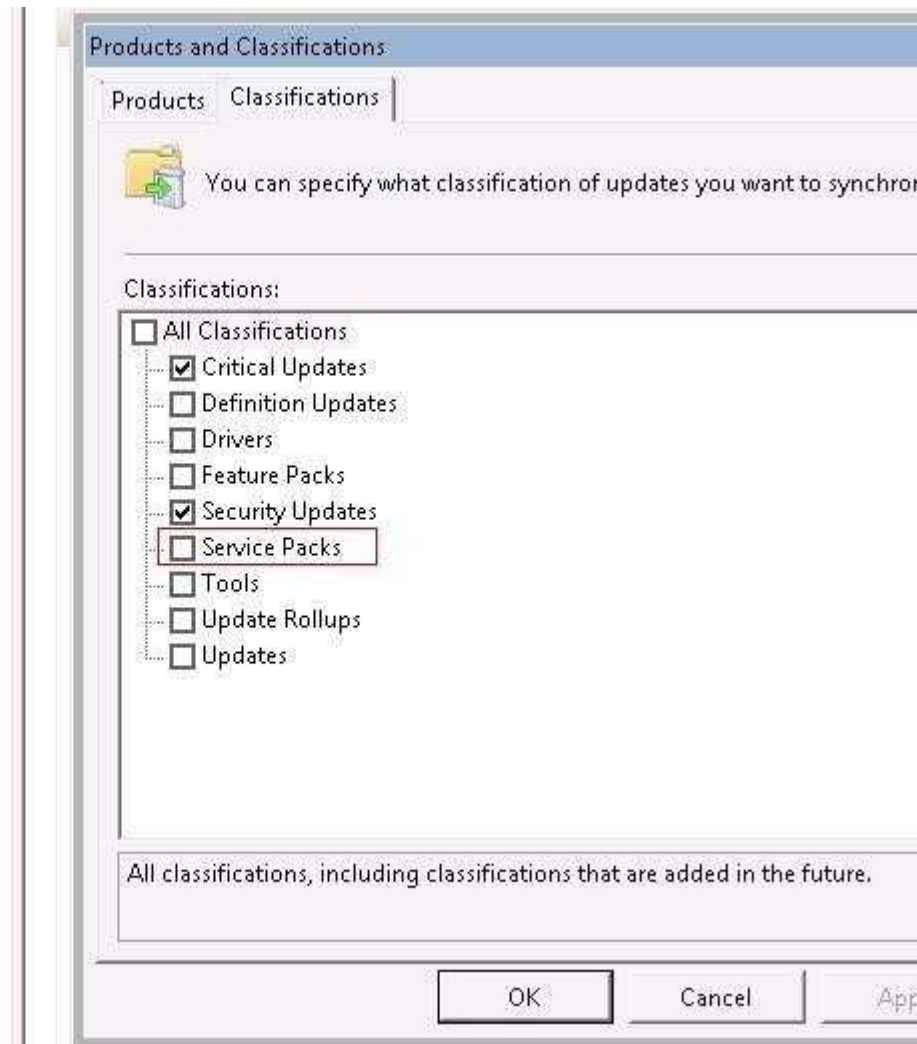
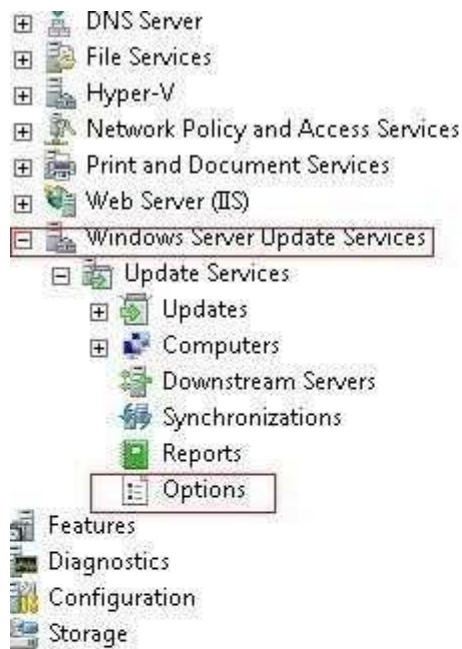
Correct Answer: D

Section: (none)

Explanation

Explanation/Reference:

Explanation:



QUESTION 19

Your network contains a Windows Server Update Services (WSUS) Server infrastructure that has three servers named WSUS1, WSUS2, and WSUS3. WSUS2 is a downstream replica server of WSUS1.

WSUS3 is a downstream replica server of WSUS2.

You need to ensure that the Update Services console on WSUS2 only displays computers that receive updates from WSUS2.

What should you configure on WSUS2?

- A. downstream servers
- B. Personalization
- C. reporting rollup
- D. synchronizations

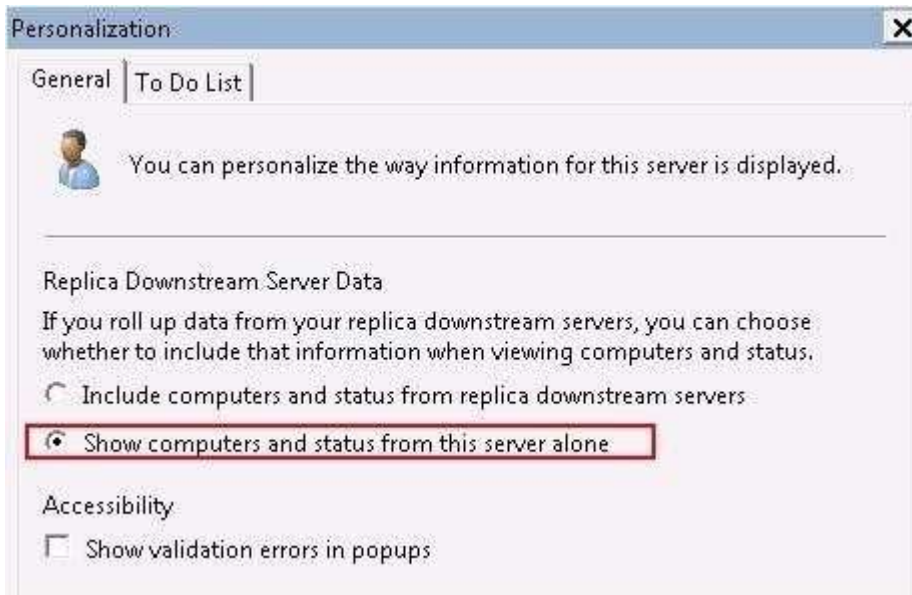
Correct Answer: B

Section: (none)

Explanation

Explanation/Reference:

Explanation:



QUESTION 20

Your network contains a Windows Server Update Services (WSUS) server named Server1. You need to configure all WSUS client computers to download approved updates directly from the Microsoft Update servers. The solution must ensure that all WSUS client computers report successful installation of updates to Server1. What should you do?

- A. From Active Directory, deploy a Group Policy object (GPO).
- B. From Server1, modify the Update Source and Proxy options.
- C. From Server1, modify the Update Files and Languages options.
- D. From the WSUS client computers, modify the local computer policy.

Correct Answer: C

Section: (none)

Explanation

Explanation/Reference:

Explanation:

QUESTION 21

Your network contains two Windows Server Update Services (WSUS) servers named Server1 and Server2. Server1 is a member of a domain named contoso.com. Server2 is a standalone server. Server2 is configured as an autonomous downstream server. You need to ensure that all updates approved on Server1 are automatically approved on Server2.

Which options should you modify?

- A. Automatic Approvals
- B. Products and Classifications
- C. Synchronization Schedule
- D. Update Source and Proxy Server

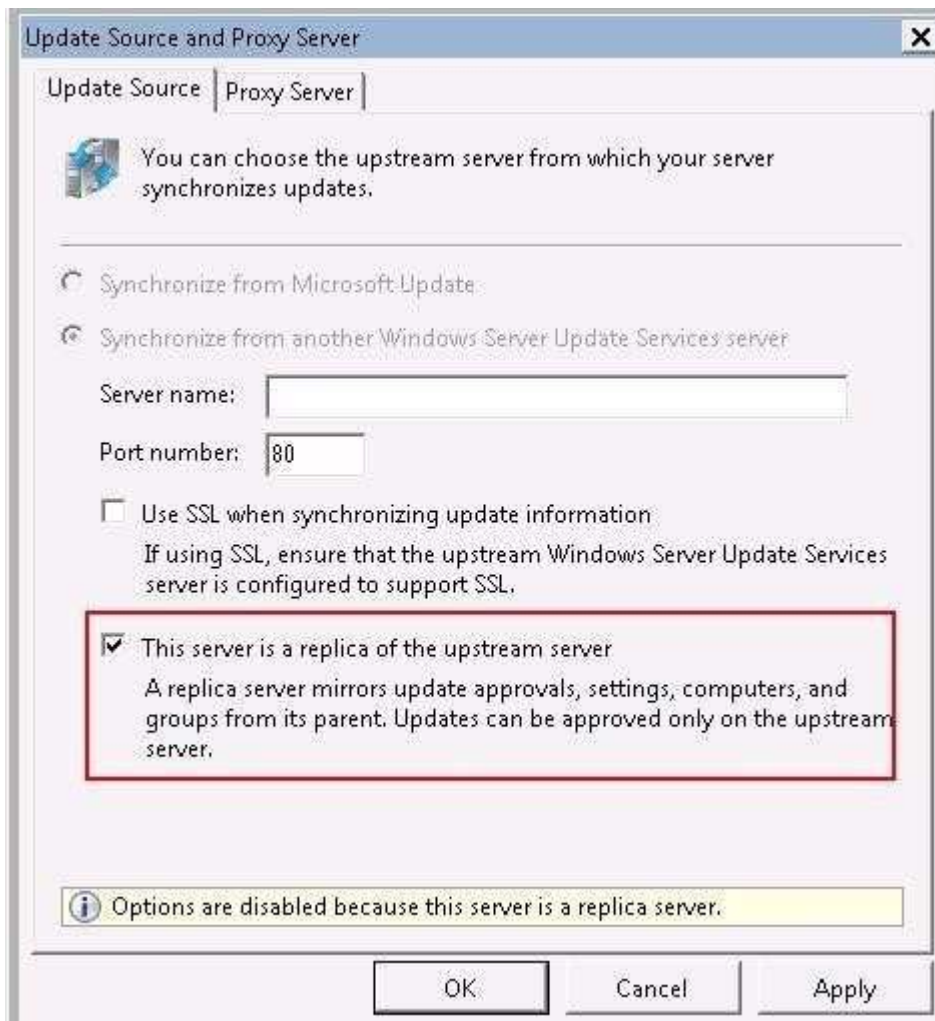
Correct Answer: D

Section: (none)

Explanation

Explanation/Reference:

Explanation:

**QUESTION 22**

Your network contains a Windows Server Update Services (WSUS) server. You have an organizational unit (OU) named Sales. The Sales OU contains all of the computer objects for the sales department. You enable client-side targeting for the Sales OU and set the target group name to Sales-Computers.

You restart a sales computer.

You discover that the computer is not added to the Sales-Computer computer group in WSUS. You need to ensure that all sales computers are added to the Sales-Computers group.

Which options should you configure?

- A. Automatic Approvals
- B. Computers
- C. Personalization
- D. Products and Classifications

Correct Answer: B

Section: (none)

Explanation

Explanation/Reference:

Explanation:

QUESTION 23

You create a Data Collector Set (DCS).

You need prevent the DCS from logging data if the server has less than 1 GB of available disk space. What should you do?

- A. Create a passive file screen.
- B. Create an active file screen.
- C. Modify the Data Manager settings of the DCS.
- D. Modify the Stop Conditions settings of the DCS.

Correct Answer: C

Section: (none)

Explanation

Explanation/Reference:

Explanation:

The screenshot shows the 'Data Manager' tab of a Windows Data Collector Set configuration window. It contains several settings for managing data storage and reporting. At the top, there are three tabs: 'Data Manager', 'Actions', and 'Rules'. The 'Data Manager' tab is active. Below the tabs, there are two checkboxes: 'Minimum free disk:' and 'Maximum folders:'. The 'Minimum free disk:' checkbox is checked, and its value is set to 200 MB. The 'Maximum folders:' checkbox is unchecked, and its value is set to 100. Below these, there is a 'Resource policy:' dropdown menu set to 'Delete largest'. There is a checked checkbox 'Apply policy before the data collector set starts'. Below a horizontal line, there is a checkbox 'Maximum root path size:' which is unchecked, and its value is set to 1024 MB. Below another horizontal line, there is a 'Report file name:' text box containing 'report.html'. Below that is an 'Event file name:' text box which is empty. At the bottom, there is a checked checkbox 'Enable data management and report generation'. At the very bottom of the window are four buttons: 'OK', 'Cancel', 'Apply', and 'Help'.

QUESTION 24

Your network contains a server named Server1 that runs Windows Server 2008 R2. You discover that the server unexpectedly shut down several times during the past week. You need to identify what caused the shutdowns and which software was recently installed.

What should you click from Action Center?

- A. Maintenance, and then View reliability history
- B. Troubleshooting, and then Programs
- C. Troubleshooting, and then System and Security
- D. Troubleshooting, and then View history

Correct Answer: A

Section: (none)

Explanation

Explanation/Reference:

Explanation:

QUESTION 25

You need to document the following configurations of a server that runs Windows Server 2008 R2:

- System services
- Startup programs
- Hardware configuration
- Current CPU, network, disk, and memory utilization

Which command should you run?

- A. mrinfo.exe localhost
- B. msinfo32.exe
- C. perfmon.exe /report
- D. systeminfo.exe

Correct Answer: C

Section: (none)

Explanation

Explanation/Reference:

Explanation:

Exam H

QUESTION 1

Your network contains a server that runs Windows Server 2008 R2. You need to create a script to identify known configuration issues.

What should you include in the script?

- A. the Get-BPAModel cmdlet
- B. the Invoke-BPAModel cmdlet
- C. the Mrinfo tool
- D. the Systeminfo tool

Correct Answer: B

Section: (none)

Explanation

Explanation/Reference:

Explanation:

Check the technet here:

<http://64.4.11.252/en-us/library/dd759206.aspx>

QUESTION 2

Your network contains a server named Server1 that runs Windows Server 2008 R2. You need to identify which processes perform the most disk writes and disk reads per second.

Which tool should you use?

- A. Disk Management
- B. Reliability Monitor
- C. Resource Monitor
- D. Storage Explorer

Correct Answer: C

Section: (none)

Explanation

Explanation/Reference:

Explanation:

QUESTION 3

Your network contains a server named Server1 that runs Windows Server 2008 R2. You have a user named User1.

You need to ensure that User1 can schedule Data Collector Sets (DCSs) on Server1. The solution must minimize the number of rights assigned to User1.

What should you do?

- A. Add User1 to the Performance Log Users group.
- B. Add User1 to the Performance Monitor Users group.
- C. Assign the Profile single process user right to User1.
- D. Assign the Bypass traverse checking user right to User1.

Correct Answer: A

Section: (none)

Explanation

Explanation/Reference:

Explanation:

Both A and B are valid users group but :

Performance Log users group : Members of this group may schedule logging of performance counters, enable trace providers, and collect event traces both locally and via remote access to this computer Performance

Monitor users group : Members of this group can access performance counter data locally and remotely.

Hence answer is "A".

QUESTION 4

Your network contains a server named Server1 that runs Windows Server 2008 R2. You need to ensure that an administrator is notified by e-mail if the Event Viewer logs any error.

What should you do from the Event Viewer console?

- A. Create a custom view, and then click the Filter Current Custom View action.
- B. Create a custom view, and then click the Attach Task to This Custom View action.
- C. From the System log, click the Filter Current Log action.
- D. From the System log, select an Error event, and then click the Attach Task to This Event action.

Correct Answer: B

Section: (none)

Explanation

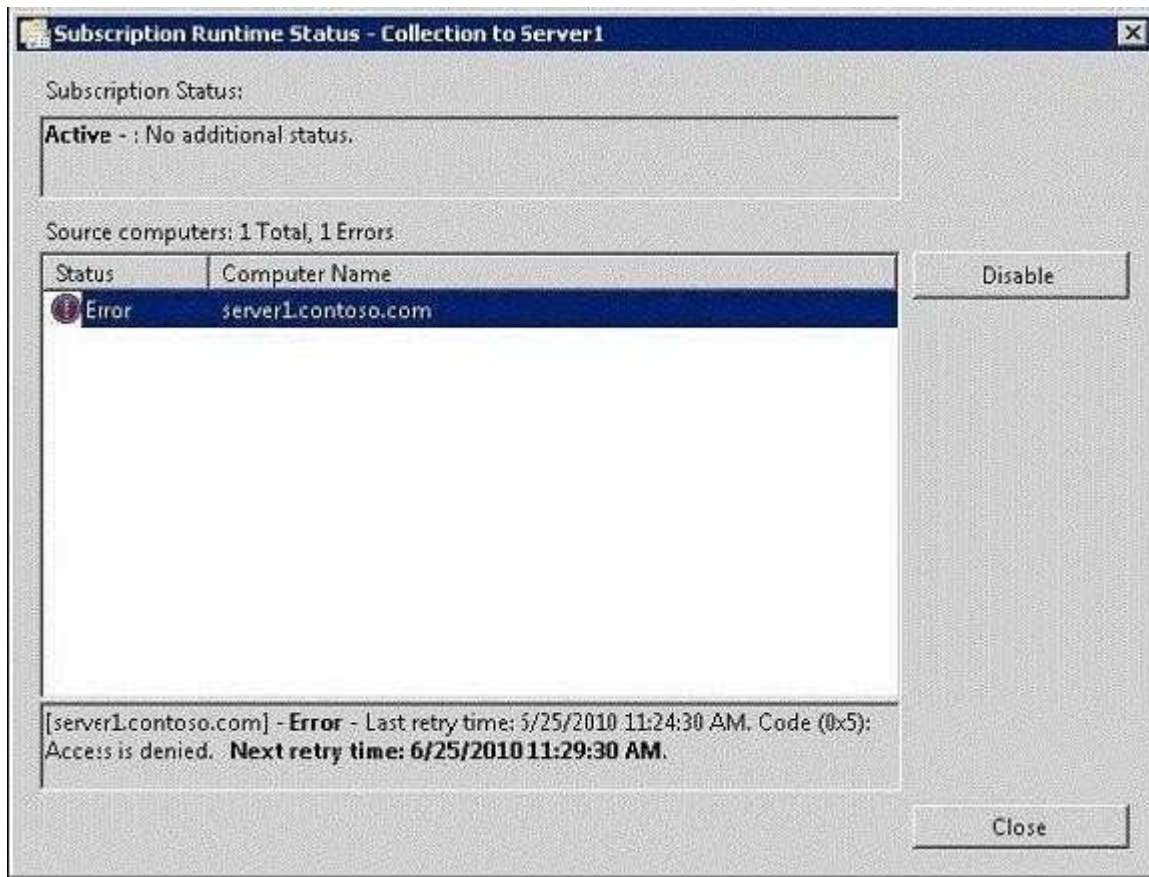
Explanation/Reference:

Explanation:

QUESTION 5

Your network contains two servers named Server1 and Server2 that run Windows Server 2008 R2. From Server1, you create a collector-initiated subscription that uses Server2 as a source computer. You verify the event subscription and discover the error message shown in the exhibit.

(Click the Exhibit button.)



You need to ensure that the subscription collection runs successfully. What should you do?

- A. On Server1, run winrm quickconfig.
- B. On Server2, run winrm quickconfig.
- C. From the properties of the subscription, modify the User Account options.
- D. From the properties of the subscription, modify the Protocol and Port options.

Correct Answer: C

Section: (none)

Explanation

Explanation/Reference:

Explanation:

QUESTION 6

Your network contains a DNS server named DNS1 that runs Windows Server 2008 R2. You need to be notified by e-mail if the DNS service logs errors or warnings. The solution must minimize the number of e-mail notifications you receive.

What should you do?

- A. Create an alert in Performance Monitor.
- B. Run the Configure a DNS Server Wizard.
- C. Select the DNS Server log from Event Viewer and attach a task to the log.
- D. Create a custom view from Event Viewer and attach a task to the custom view.

Correct Answer: D

Section: (none)

Explanation

Explanation/Reference:

Explanation:

QUESTION 7

Your network contains a server named Server1 that runs Windows Server 2008 R2. You have a user named User1.

You need to ensure that User1 can view the events in the Security event log. The solution must minimize the number of rights assigned to User1.

What should you do?

- A. In Event Viewer, filter the Security log.
- B. In Event Viewer, configure the properties of the Security log.
- C. In the Local Security Policy console, modify the Security Options.
- D. In the Registry Editor, add a Security Descriptor Definition Language (SDDL) value.

Correct Answer: D

Section: (none)

Explanation

Explanation/Reference:

Explanation:

QUESTION 8

Your network contains 200 servers that run Windows Server 2008 R2. You need to archive the Security log for each server on a daily basis.

Which tool should you use?

- A. Netsh
- B. Secedit
- C. Wecutil
- D. Wevtutil

Correct Answer: D

Section: (none)

Explanation

Explanation/Reference:

Explanation:

<http://www.windowsecurity.com/articles/WEVTUTIL-Manage-Event-Logs.html>

QUESTION 9

Your company has computers in multiple locations that use IPv4 and IPv6. Each location is protected by a firewall that performs symmetric NAT.

You need to allow peer-to-peer communication between all locations. What should you do?

- A. Configure dynamic NAT on the firewall.
- B. Configure the firewall to allow the use of Teredo.
- C. Configure a link local IPv6 address for the internal interface of the firewall.
- D. Configure a global IPv6 address for the external interface of the firewall.

Correct Answer: B

Section: (none)

Explanation

Explanation/Reference:

Explanation:

QUESTION 10

Your company has four DNS servers that run Windows Server 2008 R2. Each server has a static IP address. You need to prevent DHCP from assigning the addresses of the DNS servers to DHCP clients.

What should you do?

- A. Create a new scope for the DNS servers.
- B. Create a reservation for the DHCP server.
- C. Configure the 005 Name Servers scope option.
- D. Configure an exclusion that contains the IP addresses of the four DNS servers.

Correct Answer: D

Section: (none)

Explanation

Explanation/Reference:

Explanation:

QUESTION 11

You have a DHCP server named Server1 and an application server named Server2. Both servers run Windows Server 2008 R2. The DHCP server contains one scope. You need to ensure that Server2 always receives the same IP address. Server2 must receive its DNS settings and its WINS settings from DHCP.

What should you do?

- A. Create a multicast scope.
- B. Assign a static IP address to Server2.
- C. Create an exclusion range in the DHCP scope.
- D. Create a DHCP reservation in the DHCP scope.

Correct Answer: D

Section: (none)

Explanation

Explanation/Reference:

Explanation:

QUESTION 12

Your network contains a file server that runs Windows Server 2008 R2. You create a shared folder on the server. You need to ensure that an administrator is notified whenever a user saves .exe files to the shared folder. What should you do?

- A. Configure access-based enumeration (ABE).
- B. Create a file screen.
- C. Modify the NTFS permissions and the share permissions.
- D. Create a soft quota.

Correct Answer: B

Section: (none)

Explanation

Explanation/Reference:

Explanation: [http://technet.microsoft.com/en-us/library/cc732349\(WS.10\).aspx](http://technet.microsoft.com/en-us/library/cc732349(WS.10).aspx)

Topic 5, Exam Set E

QUESTION 13

You have a DHCP server that runs Windows Server 2008 R2. You restore the DHCP database by using a recent backup. You need to prevent DHCP clients from receiving IP addresses that are currently in use on the network.

What should you do?

- A. Add the DHCP server option 15.
- B. Add the DHCP server option 44.
- C. Set the Conflict Detection value to 0.
- D. Set the Conflict Detection value to 2.

Correct Answer: D

Section: (none)

Explanation

Explanation/Reference:

Explanation:

QUESTION 14

Your network contains one Active Directory domain. You have a member server that runs Windows Server 2008 R2.

You need to immediately disable all incoming connections to the server. What should you do?

- A. From the Services snap-in, disable the IP Helper.
- B. From the Services snap-in, disable the Netlogon service.
- C. From Windows Firewall, enable the Block all connections option on the Public Profile.
- D. From Windows Firewall, enable the Block all connections option on the Domain Profile.

Correct Answer: D

Section: (none)

Explanation

Explanation/Reference:

Explanation:

QUESTION 15

Your network consists of a single Active Directory domain. The domain contains a server named Server1 that runs Windows Server 2008 R2. All client computers run Windows 7. All computers are members of the Active Directory domain.

You assign the Secure Server (Require Security) IPsec policy to Server1 by using a Group Policy object (GPO). Users report that they fail to connect to Server1.

You need to ensure that users can connect to Server1. All connections to Server1 must be encrypted. What should you do?

- A. Restart the IPsec Policy Agent service on Server1.
- B. Assign the Client (Respond Only) IPsec policy to Server1.
- C. Assign the Server (Request Security) IPsec policy to Server1.
- D. Assign the Client (Respond Only) IPsec policy to all client computers.

Correct Answer: D

Section: (none)

Explanation

Explanation/Reference:

Explanation:

QUESTION 16

Your company has two servers that run Windows Server 2008 R2 named Server2 and Server3. Both servers have the DNS Server server role installed. Server3 is configured to forward all DNS requests to Server2. You update a DNS record on Server2.

You need to ensure that Server3 is able to immediately resolve the updated DNS record. What should you do?

- A. Run the `dnscmd . /clearcache` command on Server3.
- B. Run the `ipconfig /flushdns` command on Server3.
- C. Decrease the Time-to-Live (TTL) on the Start of Authority (SOA) record of `na.contoso.com` to 15 minutes.
- D. Increase the Retry Interval value on the Start of Authority (SOA) record of `na.contoso.com` to 15 minutes.

Correct Answer: A

Section: (none)

Explanation

Explanation/Reference:

Explanation:

QUESTION 17

Your company has a single domain named `contoso.com`. The `contoso.com` DNS zone is Active Directoryintegrated.

Your partner company has a single domain named `partner.com`. The `partner.com` DNS zone is Active Directoryintegrated.

The IP addresses of the DNS servers in the partner domain will change. You need to ensure name resolution for users in `contoso.com` to resources in `partner.com`.

What should you do?

- A. Create a stub zone for `partner.com` on each DNS server in `contoso.com`.
- B. Configure the Zone Replication Scope for `partner.com` to replicate to all DNS servers in the forest.
- C. Configure an application directory partition in the `contoso.com` forest. Enlist all DNS servers in the `contoso.com` forest in the partition.
- D. Configure an application directory partition in the partner forest. Enlist all DNS servers in the partner forest in the partition.

Correct Answer: A

Section: (none)

Explanation

Explanation/Reference:

Explanation:

QUESTION 18

Your network contains a server that runs a Server Core installation of Windows Server 2008 R2. You need to configure outbound firewall rules on the server. Which tool should you use?

- A. ocsetup
- B. servermanagercmd
- C. netcfg
- D. netsh

Correct Answer: D

Section: (none)

Explanation

Explanation/Reference:

Explanation:

QUESTION 19

Your company has multiple DNS servers in the main office. You plan to install DNS on a member server in a branch office. You need to ensure that the DNS server in the branch office is able to query any DNS server in the main office, and you need to limit the number of DNS records that are transferred to the DNS server in the branch office.

What should you do?

- A. Configure a secondary zone on the DNS server in the branch office.
- B. Configure a stub zone on the DNS server in the branch office.
- C. Configure a stub zone on the DNS server in the main office.
- D. Configure a primary zone on the DNS server in the branch office.

Correct Answer: B

Section: (none)

Explanation

Explanation/Reference:

Explanation:

QUESTION 20

Your company has a main office and two branch offices. Domain controllers in the main office host an Active Directory-integrated zone.

The DNS servers in the branch offices host a secondary zone for the domain and use the main office DNS servers as the DNS Master servers for the zone.

Each branch office has an application server. Users access the application server by using its fully qualified domain name.

You need to ensure that users in the branch offices can access their local application server even if the WAN links are down for three days.

What should you do?

- A. Increase the Expires After setting to 4 days on the Start of Authority (SOA) record for the zone.
- B. Increase the Refresh Interval setting to 4 days on the Start of Authority (SOA) record for the zone.
- C. Configure the Zone Aging / Scavenging Properties dialog box to enable Scavenge stale resource records, and set the Refresh setting to 4 days.

- D. Configure the Zone Aging / Scavenging Properties dialog box to enable Scavenge stale resource records, and set the No-refresh interval setting to 4 days.

Correct Answer: A

Section: (none)

Explanation

Explanation/Reference:

Explanation:

QUESTION 21

Your network contains two servers named Server1 and Server2 that run Windows Server 2008 R2. Server1 and Server2 are configured as DNS servers. On Server1, you create a primary DNS zone named contoso.com. You configure Server2 to host a secondary copy of contoso.com. On Server2, you open DNS Manager as shown in the exhibit. (Click the Exhibit button.)



You need to ensure that the contoso.com zone is available on Server2. What should you do?

- A. From Server2, modify the root hints.
- B. From Server1, modify the zone transfer settings of the primary zone.
- C. From Server1, add Server2 as a name server for the zone.
- D. From Server2, modify the zone transfer settings of the secondary zone.

Correct Answer: C

Section: (none)

Explanation

Explanation/Reference:

Explanation:

QUESTION 22

Your network contains a domain-based Distributed File System (DFS) namespace named \\contoso.com\dfs. \\contoso.com\dfs is configured to use Windows 2000 Server mode. The domain contains two servers named Server1 and Server2 that run Windows Server 2008 R2. Server1 is configured as a namespace server for \\contoso.com\dfs. You need to migrate \\contoso.com\dfs to Windows Server 2008 mode. You install the Distributed File System role service on Server2. What should you do next?

- A. Configure Server2 as a namespace server for \\contoso.com\dfs.
- B. At the command prompt, run dfsutil root export \\contoso.com\dfs c:\dfs.xml.
- C. At the command prompt, run dfsutil root adddom \\contoso.com\dfs v2.
- D. Create a new shared folder named DFS on Server2.

Correct Answer: B

Section: (none)

Explanation

Explanation/Reference:

Explanation:

QUESTION 23

Your network has Network Access Protection (NAP) policies deployed.

You need to identify the health agent compliance status of a client computer.

Which command should you run?

- A. net config workstation
- B. net statistics workstation
- C. netsh nap client show config
- D. netsh nap client show state

Correct Answer: D

Section: (none)

Explanation

Explanation/Reference:

Explanation:

QUESTION 24

Your company has a domain controller named Server1 that runs Windows Server 2008 R2.

Server1 has the DNS Server server role installed.

You need to configure the DNS server to resolve IP addresses to host names. Which record should you create?

- A. Pointer (PTR)
- B. Host Info (HINFO)
- C. Service Location (SRV)
- D. Canonical Name (CNAME)

Correct Answer: A

Section: (none)

Explanation

Explanation/Reference:

Explanation:

QUESTION 25

Your company has a main office and a branch office. The main office has a domain controller named DC1 that hosts a DNS primary zone. The branch office has a DNS server named SRV1 that hosts a DNS secondary zone. All client computers are configured to use their local server for DNS resolution. You change the IP

address of an existing server named SRV2 in the main office. You need to ensure that SRV1 reflects the change immediately.

What should you do?

- A. Restart the DNS Server service on DC1.
- B. Run the dnscmd command by using the /zonerefresh option on DC1.
- C. Run the dnscmd command by using the /zonerefresh option on SRV1.
- D. Set the refresh interval to 10 minutes on the Start of Authority (SOA) record.

Correct Answer: C

Section: (none)

Explanation

Explanation/Reference:

Explanation:

Dnscmd zonerefresh

Forces a secondary DNS zone to update from the master.

Syntax

dnscmd ServerName /zonerefresh ZoneName

Parameters

ServerName: Specifies the DNS server the administrator plans to manage, represented by IP address, FQDN, or Host name. If omitted, the local server is used.

ZoneName: Specifies the name of the zone to be refreshed.

Remarks:

The zonerefresh operation forces a check of the version number in the master's SOA record. If the version number on the master is higher than the secondary's version number, then a zone transfer is initiated, updating the secondary server. If the version number is the same, no zone transfer occurs.

*The forced check occurs by default every 15 minutes. To change the default, use the dnscmd config refreshinterval operation.

Exam I

QUESTION 1

Your company has a single Active Directory domain. The company has a main office and a branch office. Both the offices have domain controllers that run Active Directory-integrated DNS zones. All client computers are configured to use the local domain controllers for DNS resolution. The domain controllers at the branch office location are configured as Read-Only Domain Controllers (RODC). You change the IP address of an existing server named SRV2 in the main office. You need the branch office DNS servers to reflect the change immediately.

What should you do?

- A. Run the `dnscmd /ZoneUpdateFromDs` command on the branch office servers.
- B. Run the `dnscmd /ZoneUpdateFromDs` command on a domain controller in the main office.
- C. Change the domain controllers at the branch offices from RODCs to standard domain controllers.
- D. Decrease the Minimum (default) TTL option to 15 minutes on the Start of Authority (SOA) record for the zone.

Correct Answer: A

Section: (none)

Explanation

Explanation/Reference:

Explanation:

QUESTION 2

Your company has a single Active Directory domain.

The company has a main office and three branch offices. The domain controller in the main office runs Windows Server 2008 R2 and provides DNS for the main office and all of the branch offices. Each branch office contains a file server that runs Windows Server 2008 R2.

Users in the branch offices report that it takes a long time to access network resources. You confirm that there are no problems with WAN connectivity or bandwidth. You need to ensure that users in the branch offices are able to access network resources as quickly as possible.

Which two actions should you perform? (Each correct answer presents part of the solution. Choose two.)

- A. Configure a standard primary zone in each of the branch offices.
- B. Configure forwarders that point to the DNS server in the main office.
- C. Configure a secondary zone in each of the branch offices that uses the main office DNS server as a master.
- D. Install DNS servers in each of the branch offices.

Correct Answer: CD

Section: (none)

Explanation

Explanation/Reference:

Explanation:

QUESTION 3

Your company has a server named Server1 that runs Windows Server 2008 R2. Server1 runs the DHCP Server server role and the DNS Server server role. You also have a server named ServerCore that runs a Server Core installation of Windows Server 2008 R2.

All computers are configured to use only Server1 for DNS resolution. The IP address of Server1 is 192.168.0.1.

The network interface on all the computers is named LAN. Server1 is temporarily offline. A new DNS server named Server2 has been configured to use the IP address 192.168.0.254.

You need to configure ServerCore to use Server2 as the preferred DNS server and Server1 as the alternate DNS server.

What should you do?

- A. Run the netsh interface ipv4 add dnsserver "LAN" static 192.168.0.254 index=1 command.
- B. Run the netsh interface ipv4 set dnsserver "LAN" static 192.168.0.254 192.168.0.1 both command.
- C. Run the netsh interface ipv4 set dnsserver "LAN" static 192.168.0.254 primary command and the netsh interface ipv4 set dnsserver "LAN" static 192.168.0.1 both command.
- D. Run the netsh interface ipv4 set dnsserver "LAN" static 192.168.0.254 primary command and the netsh interface ipv4 add dnsserver "LAN" static 192.168.0.1 index=1 command.

Correct Answer: A

Section: (none)

Explanation

Explanation/Reference:

Explanation:

QUESTION 4

Your network contains an Active Directory forest named contoso.com. Contoso.com contains three domain controllers that run Windows Server 2008 R2 and three domain controllers that run Windows Server 2003. All domain controllers are configured as DNS servers. You configure the contoso.com zone to use DNSSEC. You need to ensure that the zone only replicates to DNS servers that support DNSSEC. What should you do first?

- A. Modify the Notify settings of the contoso.com zone.
- B. Create an application directory partition.
- C. Move the contoso.com zone to the ForestDnsZones application directory partition.
- D. Add a server certificate to the Windows Server 2003 DNS servers.

Correct Answer: B

Section: (none)

Explanation

Explanation/Reference:

Explanation:

you've installed Windows Server 2008 Core, you don't use DHCP and you want to get the thing So

I'd create this post to help me

on the network. I keep forgetting how to do this so I thought remember!

I'm assuming that you've got as far as changing the administrator password and logging in. The next step is as easy as typing a few commands into the plain black window you see in front of you. let's assume that we want the server to have the following network configuration:

For this example,

```
Administrator: C:\Windows\system32\cmd.exe
C:\Users\Administrator>netsh interface ipv4 show interfaces
```

Idx	Met	MTU	State	Name
3	10	1500	connected	Local Area Connection
1	50	4294967295	connected	Loopback Pseudo-Interface 1

```
C:\Users\Administrator>
```

HOSTNAME: win2008core
IP ADDRESS: 10.1.5.16
SUBNET MASK: 255.255.255.128
DEFAULT GATEWAY: 10.1.5.126

DNS SERVER: 10.10.20.6
DNS SERVER: 10.20.4.3

We first have to extract two pieces of information from the server. The current hostname and the index of the NIC that we want to configure.

The hostname can be acquired simply by entering the command:

"WIN-87abac8chasa87 or something random like that.

hostname This will return something like

we'll need it later.

Make a note of the name returned as

Next enter the following command:

netsh interface ipv4 show interfaces

This will return an output a bit like the one below. The important thing though is getting the index you're interested in (3 in this case). By default this will probably be (Idx) value for the interface that

"Local Area Connection".

called

To setup the IP details for the interface just enter the following command:

netsh interface ipv4 set address name="3" source=static address=10.1.5.16 mask=255.255.255.128 gateway=10.1.5.126

To add the DNS servers to this interface, use the following commands:

netsh interface ipv4 add dnsserver name="3" address=10.10.20.6 index=1 netsh interface ipv4 add dnsserver name="3" address=10.20.4.3 index=2 Note that we incremented the index value in the second command. That was quite easy really. All that remains is to rename the server. This is done with another simple command using the value that we obtained earlier:

netdom renamecomputer WIN-87abac8chasa87 /NewName:win2008core All that you then need to do is reboot the server:

shutdown /r /t 0

QUESTION 5

Your company has a single Active Directory domain. The company network is protected by a firewall. Remote users connect to your network through a VPN server by using PPTP. When the users try to connect to the VPN server, they receive the following error message: "Error 721: The remote computer is not responding."

You need to ensure that users can establish a VPN connection.

What should you do?

- A. Open port 1423 on the firewall.
- B. Open port 1723 on the firewall.
- C. Open port 3389 on the firewall.
- D. Open port 6000 on the firewall.

Correct Answer: B

Section: (none)

Explanation

Explanation/Reference:

Explanation:

you need to make sure TCP port 1723 (for PPTP) or UDP port 500 (for IPsec) is open for the VPN to communicate through the firewall

QUESTION 6

Your company has a single Active Directory domain. The domain has servers that run Windows Server 2008 R2. You have a server named NAT1 that functions as a NAT server. You need to ensure that administrators can access a server named RDP1 by using Remote Desktop Protocol (RDP).

What should you do?

- A. Configure NAT1 to forward port 389 to RDP1.
- B. Configure NAT1 to forward port 1432 to RDP1.
- C. Configure NAT1 to forward port 3339 to RDP1.
- D. Configure NAT1 to forward port 3389 to RDP1.

Correct Answer: D

Section: (none)

Explanation

Explanation/Reference:

Explanation:

QUESTION 7

Your company has a main office and 15 branch offices. The company has a single Active Directory domain. All servers run Windows Server 2008 R2.

You need to ensure that the VPN connections between the main office and the branch offices meet the following requirements:

- All data must be encrypted by using end-to-end encryption.
- The VPN connection must use computer-level authentication.
- User names and passwords cannot be used for authentication.

What should you do?

- A. Configure an IPsec connection to use tunnel mode and preshared key authentication.
- B. Configure a PPTP connection to use version 2 of the MS-CHAP v2 authentication.
- C. Configure a L2TP/IPsec connection to use the EAP-TLS authentication.
- D. Configure a L2TP/IPsec connection to use version 2 of the MS-CHAP v2 authentication.

Correct Answer: C

Section: (none)

Explanation

Explanation/Reference:

Explanation:

EAP-Transport Layer Security (EAP-TLS), defined in RFC 5216, is an IETF open standard, and is well supported among wireless vendors. The security of the TLS protocol is strong, provided the user understands potential warnings about false credentials. It uses PKI to secure communication to a RADIUS authentication server or another type of authentication server. So even though EAP-TLS provides excellent security, the overhead of client-side certificates may be its Achilles' heel.

EAP-TLS is the original, standard wireless LAN EAP authentication protocol. Although it is rarely deployed, it is still considered one of the most secure EAP standards available and is universally supported by all manufacturers of wireless LAN hardware and software. The requirement for a client-side certificate, however unpopular it may be, is what gives EAP-TLS its authentication strength and illustrates the classic convenience vs. security trade-off. A compromised password is not enough to break into EAP-TLS enabled systems because the intruder still needs to have the client-side private key. The highest security available is when client-side keys are housed in smart cards.[4] This is because there is no way to steal a certificate's corresponding private key from a smart card without stealing the card itself. It is significantly more likely that the physical theft of a smart card would be noticed (and the smart card immediately revoked) than a (typical) password theft would be noticed. Up until April 2005, EAP-TLS was the only EAP type vendors needed to certify for a WPA or WPA2 logo.[5] There are client and server implementations of EAP-TLS in 3Com, Apple, Avaya, Brocade Communications, Cisco, Enterasys Networks, Foundry, HP, Juniper, and Microsoft, and open source operating systems. EAP-TLS is natively supported in Mac OS X 10.3 and above, Windows 2000 SP4, Windows XP and above, Windows Mobile 2003 and above, and Windows CE 4.2

QUESTION 8

Your corporate network has a member server named RAS1 that runs Windows Server 2008 R2. You configure RAS1 to use the Routing and Remote Access Services (RRAS). The company's remote access policy allows members of the Domain Users group to dial in to RAS1. The company issues smart cards to all employees.

You need to ensure that smart card users are able to connect to RAS1 by using a dial-up connection.

What should you do?

- A. Install the Network Policy Server (NPS) server role on RAS1.
- B. Create a remote access policy that requires users to authenticate by using SPAP.
- C. Create a remote access policy that requires users to authenticate by using EAP-TLS.
- D. Create a remote access policy that requires users to authenticate by using MS-CHAP v2.

Correct Answer: C

Section: (none)

Explanation

Explanation/Reference:

Explanation:

EAP-Transport Layer Security (EAP-TLS), defined in RFC 5216, is an IETF open standard, and is well supported among wireless vendors. The security of the TLS protocol is strong, provided the user understands potential warnings about false credentials. It uses PKI to secure communication to a RADIUS authentication server or another type of authentication server. So even though EAP-TLS provides excellent security, the overhead of client-side certificates may be its Achilles' heel.

EAP-TLS is the original, standard wireless LAN EAP authentication protocol. Although it is rarely deployed, it is still considered one of the most secure EAP standards available and is universally supported by all manufacturers of wireless LAN hardware and software. The requirement for a client-side certificate, however unpopular it may be, is what gives EAP-TLS its authentication strength and illustrates the classic convenience vs. security trade-off. A compromised password is not enough to break into EAP-TLS enabled systems

because the intruder still needs to have the client-side private key. The highest security available is when client-side keys are housed in smart cards.[4] This is because there is no way to steal a certificate's corresponding private key from a smart card without stealing the card itself. It is significantly more likely that the physical theft of a smart card would be noticed (and the smart card immediately revoked) than a (typical) password theft would be noticed. Up until April 2005, EAP-TLS was the only EAP type vendors needed to certify for a WPA or WPA2 logo.[5] There are client and server implementations of EAP-TLS in 3Com, Apple, Avaya, Brocade Communications, Cisco, Enterasys Networks, Foundry, HP, Juniper, and Microsoft, and open source operating systems. EAP-TLS is natively supported in Mac OS X 10.3 and above, Windows 2000 SP4 , Windows XP and above, Windows Mobile 2003 and above, and Windows CE 4.2

QUESTION 9

Your network contains an Active Directory domain named contoso.com. Contoso.com contains three servers. The servers are configured as shown in the following table.

Server name	Server operating system	Server role
DC1	Windows Server 2003 Service Pack 2 (SP2)	Domain controller DNS server
Server1	Windows Server 2003 Service Pack 2 (SP2)	Certificate services
Server2	Windows Server 2008	File server
Server3	Windows Server 2008 R2	None

You plan to give users access to the files shares on Server2 by using DirectAccess.

You need to ensure that you can deploy DirectAccess on Server3.

What should you do?

- A. Add a static IPv6 address to DC1.
- B. Add a static IPv6 address to Server2.
- C. Upgrade DC1 to Windows Server 2008 R2.
- D. Upgrade Server2 to Windows Server 2008 R2.

Correct Answer: C

Section: (none)

Explanation

Explanation/Reference:

Explanation:

QUESTION 10

Your network contains one Active Directory domain. You have a member server named Server1 that runs Windows Server 2008 R2. The server has the Routing and Remote Access Services role service installed. You implement Network Access Protection (NAP) for the domain. You need to configure the Point-to-Point Protocol (PPP) authentication method on Server1.

Which authentication method should you use?

- A. Challenge Handshake Authentication Protocol (CHAP)
- B. Extensible Authentication Protocol (EAP)
- C. Microsoft Challenge Handshake Authentication Protocol version 2 (MS-CHAP v2)
- D. Password Authentication Protocol (PAP)

Correct Answer: B

Section: (none)

Explanation

Explanation/Reference:

Explanation:

QUESTION 11

You deploy a Windows Server 2008 R2 VPN server behind a firewall. Remote users connect to the VPN by using portable computers that run Windows 7.

The firewall is configured to allow only secured Web communications. You need to enable remote users to connect as securely as possible. You must achieve this goal without opening any additional ports on the firewall. What should you do?

- A. Create an IPsec tunnel.
- B. Create an SSTP VPN connection.
- C. Create a PPTP VPN connection.
- D. Create an L2TP VPN connection.

Correct Answer: B

Section: (none)

Explanation

Explanation/Reference:

Explanation:

SSTP protocol is based on SSL instead of PPTP or IPsec and uses TCP Port 443 for relaying SSTP traffic. Although it is closely related to SSL, a direct comparison can not be made between SSL and SSTP as SSTP is only a tunneling protocol unlike SSL. Many reasons exist for choosing SSL and not IPsec as the basis for SSTP. IPsec is directed at supporting site-to-site VPN connectivity and thus SSL was a better base for SSTP development, as it supports roaming.

QUESTION 12

Your network contains a server that runs Windows Server 2008 R2. The server has the Network Policy and Access Services server role installed.

You need to allow only members of a global group named Group1 VPN access to the network. What should you do?

- A. Add Group1 to the RAS and IAS Servers group.
- B. Add Group1 to the Network Configuration Operators group.
- C. Create a new network policy and define a group-based condition for Group1. Set the access permission of the policy to Access granted. Set the processing order of the policy to 1.
- D. Create a new network policy and define a group-based condition for Group1. Set the access permission of the policy to Access granted. Set the processing order of the policy to 3.

Correct Answer: C

Section: (none)

Explanation

Explanation/Reference:

Explanation:

QUESTION 13

Network Access Protection (NAP) is configured for the corporate network. Users connect to the corporate network by using portable computers. The company policy requires confidentiality of data when the data is in transit between the portable computers and the servers.

You need to ensure that users can access network resources only from computers that comply with the company policy.

What should you do?

- A. Create an IPsec Enforcement Network policy.
- B. Create an 802.1X Enforcement Network policy.
- C. Create a Wired Network (IEEE 802.3) Group policy.
- D. Create an Extensible Authentication Protocol (EAP) Enforcement Network policy.

Correct Answer: A

Section: (none)

Explanation

Explanation/Reference:

Explanation:

QUESTION 14

Your company uses Network Access Protection (NAP) to enforce policies on client computers that connect to the network.

Client computers run Windows 7. A Group Policy is used to configure client computers to obtain updates from Windows Server Update Services (WSUS).

Company policy requires that updates labeled Important and Critical must be applied before client computers can access network resources.

You need to ensure that client computers meet the company policy requirement.

What should you do?

- A. Enable automatic updates on each client.
- B. Enable the Security Center on each client.
- C. Quarantine clients that do not have all available security updates installed.
- D. Disconnect the connection until the required updates are installed.

Correct Answer: C

Section: (none)

Explanation

Explanation/Reference:

Explanation:

QUESTION 15

Your company has deployed Network Access Protection (NAP) enforcement for VPNs. You need to ensure that the health of all clients can be monitored and reported.

What should you do?

- A. Create a Group Policy object (GPO) that enables Security Center and link the policy to the domain.
- B. Create a Group Policy object (GPO) that enables Security Center and link the policy to the Domain Controllers organizational unit (OU).
- C. Create a Group Policy object (GPO) and set the Require trusted path for credential entry option to Enabled. Link the policy to the domain.
- D. Create a Group Policy object (GPO) and set the Require trusted path for credential entry option to Enabled. Link the policy to the Domain Controllers organizational unit (OU).

Correct Answer: A

Section: (none)

Explanation

Explanation/Reference:

Explanation:

QUESTION 16

Your company has a server named FS1. FS1 hosts the domain-based DFS namespace named \\contoso.com\dfs. All domain users store their data in subfolders within the DFS namespace. You need to prevent all users, except administrators, from creating new folders or new files at the root of the \\contoso.com\dfs share.

What should you do?

- A. Run the dfscmd.exe \\FS1\dfs /restore command on FS1.
- B. Configure the NTFS permissions for the C:\DFSroots\dfs folder on FS1. Set the Create folders/append data special permission to Deny for the Authenticated Users group. Set the Full Control permission to Allow for the Administrators group.
- C. Start the Delegate Management Permissions Wizard for the DFS namespace named \\contoso.com\dfs. Remove all groups that have the permission type Explicit except the Administrators group.
- D. Configure the \\FS1\dfs shared folder permissions. Set the permissions for the Authenticated Users group to Reader. Set the permissions for the Administrators group to Co-owner.

Correct Answer: D

Section: (none)

Explanation

Explanation/Reference:

Explanation:

QUESTION 17

Your company has a domain with multiple sites. You have a domain-based DFS namespace called \\contoso.com\Management.

The \\contoso.com\Management namespace hierarchy is updated frequently. You need to configure the \\contoso.com\Management namespace to reduce the workload of the PDC emulator.

What should you do?

- A. Enable the Optimize for scalability option.
- B. Enable the Optimize for consistency option.
- C. Set the Ordering method option to Lowest cost.
- D. Set the Ordering method option to Random order.

Correct Answer: A

Section: (none)

Explanation

Explanation/Reference:

Explanation:

QUESTION 18

You manage a server that runs Windows Server 2008 R2.

The D:\Payroll folder is corrupted. The most recent backup version is 10/29/2007-09:00. You need to restore all the files in the D:\Payroll folder back to the most recent backup version without affecting other folders on the server.

What should you do on the server?

- A. Run the Recover d:\payroll command.
- B. Run the Wbadmin restore catalog -backuptarget:D: -version:10/29/2007-09:00 -quiet command.
- C. Run the Wbadmin start recovery -backuptarget:D: -version:10/29/2007-09:00 -overwrite -quiet command.
- D. Run the Wbadmin start recovery -version:10/29/2007-09:00 -itemType:File -items:d:\Payroll - overwrite - recursive -quiet command.

Correct Answer: D

Section: (none)

Explanation

Explanation/Reference:

Explanation:

QUESTION 19

Your company has a server named Server1 that runs Windows Server 2008 R2. The Windows Server Backup feature is installed on Server1.

Server1 fails. You install a new server named Server2 that runs Windows Server 2008 R2. You need to restore the company's Windows SharePoint Services (WSS) site to Server2.

What should you do?

- A. Use Wbadmin to restore the system state from backup.
- B. Run Wbadmin with the Get Versions option. Install WSS.
- C. Run Wbadmin with the Start Recovery option. Install WSS.
- D. Use Wbadmin to restore the application and the sites from backup.

Correct Answer: D

Section: (none)

Explanation

Explanation/Reference:

Explanation:

QUESTION 20

You have a server that runs Windows Server 2008 R2.

You create a new quota template. You apply quotas to 100 folders by using the quota template. You need to modify the quota settings for all 100 folders. You must achieve this goal by using the minimum amount of administrative effort.

What should you do?

- A. Modify the quota template.
- B. Delete and recreate the quota template.
- C. Create a new quota template. Modify the quota for each folder.
- D. Create a file screen template. Apply the file screen template to the root of the volume that contains the folders.

Correct Answer: A

Section: (none)

Explanation

Explanation/Reference:

Explanation:

QUESTION 21

You have a file server that runs Windows Server 2008 R2. You configure quotas on the server.

You need to view each user's quota usage on a per folder basis. What should you do?

- A. From File Server Resource Manager, create a File Screen.
- B. From File Server Resource Manager, create a Storage Management report.
- C. From the command prompt, run `dirquota.exe quota list`.
- D. From the properties of each volume, review the Quota Entries list.

Correct Answer: B

Section: (none)

Explanation

Explanation/Reference:

Explanation:

QUESTION 22

Your company has a server named SRV1 that runs Windows Server 2008 R2. The default Print Services server role is installed on SRV1.

The company wants to centralize printing on SRV1 for both UNIX and Windows users. You need to provide support to the UNIX users who print on SRV1. What are two possible ways to achieve this goal? (Each correct answer presents a complete solution.

Choose two.)

- A. Install the Internet Printing role service on SRV1.
- B. Install the Line Printer Daemon (LPD) Services role service on SRV1.
- C. Configure the printers on SRV1 to use Line Printer Remote printing.
- D. Install the File Services server role on SRV1 and activate the Services for Network File System role service.

Correct Answer: AB

Section: (none)

Explanation

Explanation/Reference:

Explanation:

QUESTION 23

Your company has a main office and one branch office. The main office has a print server named Printer1. The branch office has a print server named Printer2. Printer1 manages 15 printers and Printer2 manages seven printers.

You add Printer2 to the Print Management console on Printer1. You need to send an automatic notification when a printer is not available.

What should you do?

- A. Configure an e-mail notification for the Printers With Jobs printer filter.
- B. Configure an e-mail notification for the Printers Not Ready printer filter.
- C. Enable the Show informational notifications for local printers option on both print servers.
- D. Enable the Show informational notifications for network printers option on both print servers.

Correct Answer: B

Section: (none)

Explanation

Explanation/Reference:

Explanation:

QUESTION 24

Your company has a server named Printer1 that runs Windows Server 2008 R2. Printer1 has the Print and Document Services server role installed.

You need to reduce the number of events registered in the system log on Printer1. What should you do?

- A. Open the Event Viewer console. Create a custom view for the system log. Exclude the events that are notified by Event ID 10 from the filter.
- B. Open the Print Management console. Open the properties of Printer1 and clear the Log spooler information events option.
- C. Open the Print Management console. Open the properties of Printer1 and clear the Show informational notifications for network printers option.
- D. Open the Print Management console. Open the properties of each individual printer on Printer1 and clear the Enable advanced printing features option.

Correct Answer: B

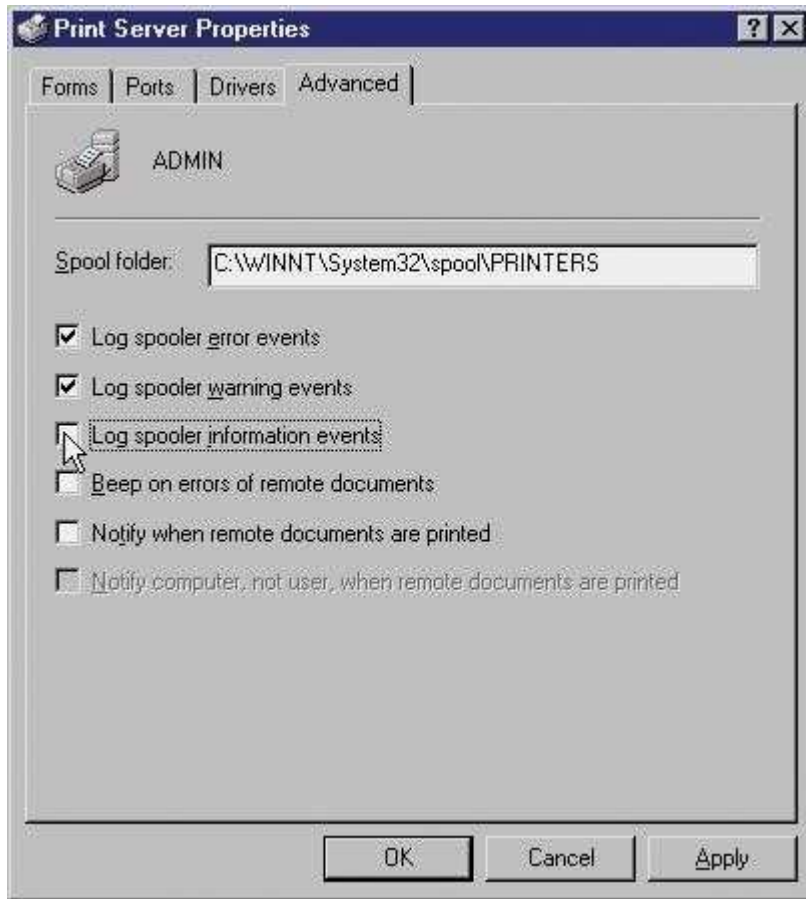
Section: (none)

Explanation

Explanation/Reference:

Explanation:

see sample below :



QUESTION 25

Your company runs Windows Server Update Services (WSUS) on a server named Server1. Server1 runs Windows Server 2008 R2. Server1 is located on the company intranet.

You configure the WSUS Web site to use SSL.

You need to configure a Group Policy object (GPO) to specify the intranet update locations. Which URLs should you use?

- A. `http://SERVER1`
- B. `http://SERVER1:8080`
- C. `https://SERVER1`
- D. `https://SERVER1:8080`

Correct Answer: C

Section: (none)

Explanation

Explanation/Reference:

Explanation:

Exam J

QUESTION 1

You have 10 standalone servers that run Windows Server 2008 R2. You install the Windows Server Update Services (WSUS) server role on a server named Server1. You need to configure all of the servers to receive updates from Server1.

What should you do?

- A. Configure the Windows Update settings on each server by using the Control Panel.
- B. Run the wuaclt.exe /detectnow command on each server.
- C. Run the wuaclt.exe /reauthorization command on each server.
- D. Configure the Windows Update settings on each server by using a local group policy.

Correct Answer: D

Section: (none)

Explanation

Explanation/Reference:

Explanation:

QUESTION 2

Your network consists of a single Active Directory domain. All servers run Windows Server 2008 R2. You have a server named Server1 that hosts shared documents. Users report extremely slow response times when they try to open the shared documents on Server1.

You log on to Server1 and observe real-time data indicating that the processor is operating at 100 percent of capacity.

You need to gather additional data to diagnose the cause of the problem. What should you do?

- A. In the Performance Monitor console, create a counter log to track processor usage.
- B. In Event Viewer, open and review the application log for Performance events.
- C. In Resource Monitor, use the Resource View to see the percentage of processor capacity used by each application.
- D. In Performance Monitor, create performance counter alert that will be triggered when processor usage exceeds 80 percent for more than five minutes on Server1.

Correct Answer: C

Section: (none)

Explanation

Explanation/Reference:

Explanation:

QUESTION 3

Your company has a network that has 100 servers. You install a new server that runs Windows Server 2008 R2. The server has the Web Server (IIS) server role installed. After a week, you discover that the Reliability Monitor has no data, and that the Systems Stability chart has never been updated.

You need to configure the server to collect the Reliability Monitor data. What should you do?

- A. Run the perfmon.exe /sys command on the server.
- B. Configure the Task Scheduler service to start automatically.
- C. Configure the Remote Registry service to start automatically.
- D. Configure the Secondary Logon service to start automatically.

Correct Answer: B

Section: (none)

Explanation

Explanation/Reference:

Explanation:

QUESTION 4

Your company has a network that has 100 servers. A server named Server1 is configured as a file server.

Server1 is connected to a SAN and has 15 logical drives. You want to automatically run a data archiving script if the free space on any of the logical drives is below 30 percent.

You need to automate the script execution.

You create a new Data Collector Set. What should you do next?

- A. Add the Event trace data collector.
- B. Add the Performance counter alert.
- C. Add the Performance counter data collector.
- D. Add the System configuration information data collector.

Correct Answer: B

Section: (none)

Explanation

Explanation/Reference:

Explanation:

Refer to below Step by step guide:

<http://technet.microsoft.com/en-us/library/cc722414.aspx>

QUESTION 5

Your company has an Active Directory domain that has two domain controllers named DC1 and DC2. You prepare both servers to support event subscriptions. On DC1, you create a new default subscription for DC2. You need to review system events for DC2.

Which event log should you select?

- A. system log on DC1
- B. application log on DC2
- C. Forwarded Events log on DC1
- D. Forwarded Events log on DC2

Correct Answer: C

Section: (none)

Explanation

Explanation/Reference:

Explanation:

QUESTION 6

Your company has a network that has an Active Directory domain. The domain has two servers named DC1 and DC2.

You plan to collect events from DC2 and transfer them to DC1. You configure the required subscriptions by selecting the Normal option for the Event delivery optimization setting and by using the HTTP protocol.

You discover that none of the subscriptions work.

You need to ensure that the servers support the event collectors. Which three actions should you perform? (Each correct answer presents part of the solution. Choose three.)

- A. Run the wecutil qc command on DC1.
- B. Run the wecutil qc command on DC2.
- C. Run the winrm quickconfig command on DC1.
- D. Run the winrm quickconfig command on DC2.
- E. Add the DC2 account to the Administrators group on DC1.
- F. Add the DC1 account to the Administrators group on DC2.

Correct Answer: ADF

Section: (none)

Explanation

Explanation/Reference:

Explanation:

QUESTION 7

Your company has a main office and a branch office. The branch office has three servers that run a Server Core installation of Windows Server 2008 R2. The servers are named Server1, Server2, and Server3. You want to configure the Event Logs subscription on Server1 to collect events from Server2 and Server3. You discover that you cannot create a subscription on Server1 from another computer.

You need to configure a subscription on Server1.

Which two actions should you perform? (Each correct answer presents part of the solution. Choose two.)

- A. Run the wecutil cs subscription.xml command on Server1.
- B. Run the wevtutil im subscription.xml command on Server1.
- C. Create an event collector subscription configuration file. Name the file subscription.xml.
- D. Create a custom view on Server1 by using Event Viewer. Export the custom view to a file named subscription.xml.

Correct Answer: AC

Section: (none)

Explanation

Explanation/Reference:

Explanation:

QUESTION 8

Your company has a server named DC1 that runs Windows Server 2008 R2. Server1 has the DHCP Server server role installed.

You find that a desktop computer named Computer1 is unable to obtain an IP configuration from the DHCP server.

You install the Microsoft Network Monitor 3.0 application on Server1. You enable P-mode in the Network Monitor application configuration. You plan to capture only the DHCP server-related traffic between Server1 and Computer1.

The network interface configuration for the two computers is shown in the following table.

	Server1	Computer1
IP address	192.168.2.1	169.254.15.84
MAC address	00-0A-5E-1C-7F-67	00-17-31-D5-5E-FF

You need to build a filter in the Network Monitor application to capture the DHCP traffic between Server1 and Computer1. Which filter should you use?

- A. IPv4.Address == 169.254.15.84 && DHCP
- B. IPv4.Address == 192.168.2.1 && DHCP
- C. Ethernet.Address == 0x000A5E1C7F67 && DHCP
- D. Ethernet.Address == 0x001731D55EFF && DHCP

Correct Answer: D

Section: (none)

Explanation

Explanation/Reference:

Explanation:

QUESTION 9

You perform a security audit of a server named CRM1. You want to build a list of all DNS requests that are initiated by the server.

You install the Microsoft Network Monitor 3.0 application on CRM1. You capture all local traffic on CRM1 for 24 hours. You save the capture file as data.cap. You find that the size of the file is more than 1 GB. You need to create a file named DNSdata.cap from the existing capture file that contains only DNS-related data.

What should you do?

- A. Apply the display filter !DNS and save the displayed frames as a DNSdata.cap file.
- B. Apply the capture filter DNS and save the displayed frames as a DNSdata.cap file.
- C. Add a new alias named DNS to the aliases table and save the file as DNSdata.cap.
- D. Run the nmcap.exe /inputcapture data.cap /capture DNS /file DNSdata.cap command.

Correct Answer: D

Section: (none)

Explanation

Explanation/Reference:

Explanation:

Below is a sample i created :

C:\Users\Administrator\Documents\Network Monitor 3\Captures>nmcap.exe /inputcapture data.cap /capture DNS /file dnsdata.cap

Network Monitor Command Line Capture (nmcap) 3.4.2350.0 Loading Parsers...

[INFO] sparser.npb:001.000 Successfully unserialized NPL parser 'C:\ProgramData\Microsoft\Network Monitor 3\NPL\NetworkMonitor Parsers\Profiles\64BAA24A-0AAD-44 e6-9846-3BE43D698FF6\sparser.npb . (0x83008006)

Saving info to: C:\Users\Administrator\Documents\Network Monitor 3\Captures\dnsdata.cap - using circular buffer of size 20.00 MB.

ATTENTION: Conversations Enabled: consumes more memory (see Help for details)

Note: Process Filtering Enabled.

Exit by Ctrl+C

Processing | Received: 4045 Saved: 23 | Time: 0 seconds.

Closing generated capture files ...

Completed | Received: 4045 Saved: 23 | Time: 0 seconds.

C:\Users\Administrator\Documents\Network Monitor 3\Captures>\ ' is not recognized as an internal or external command, operable program or batch file.

QUESTION 10

You perform a security audit on a server named Server1. You install the Microsoft Network Monitor 3.0 application on Server1.

You find that only some of the captured frames display host mnemonic names in the Source column and the Destination column. All other frames display IP addresses. You need to display mnemonic host names instead of IP addresses for all the frames.

What should you do?

- A. Create a new display filter and apply the filter to the capture.
- B. Create a new capture filter and apply the filter to the capture.
- C. Populate the Aliases table and apply the aliases to the capture.
- D. Configure the Network Monitor application to enable the Enable Conversations option. Recapture the data to a new file.

Correct Answer: C

Section: (none)

Explanation

Explanation/Reference:

Explanation:



QUESTION 11

You perform a security audit of a server named DC1. You install the Microsoft Network Monitor 3.0 application on DC1.

You plan to capture all the LDAP traffic that comes to and goes from the server between 20:00 and 07:00 the next day and save it to the E:\data.cap file.

You create a scheduled task. You add a new Start a program action to the task. You need to add the application name and the application arguments to the new action.

What should you do?

- A. Add nmcap.exe as the application name. Add the /networks * /capture LDAP /file e:\data.cap /stopwhen / timeafter 11hours line as arguments.

- B. Add netmon.exe as the application name. Add the /networks */capture LDAP /file e:\data.cap /stopwhen /timeafter 11hours line as arguments.
- C. Add nmcap.exe as the application name. Add the /networks */capture !LDAP /file e:\data.cap / stopwhen /timeafter 11hours line as arguments.
- D. Add nmconfig.exe as the application name. Add the /networks */capture &LDAP /file e:\data.cap / stopwhen /timeafter 11hours line as arguments.

Correct Answer: A

Section: (none)

Explanation

Explanation/Reference:

Explanation:

QUESTION 12

Your network contains a server named Server1 that runs a Server Core installation of Windows Server 2008 R2. Server1 is configured as a DNS server. You need to ensure that Server1 only resolves name queries from IPv6 clients. What should you do?

- A. Run netsh.exe and specify the dnsclient parameter.
- B. Run dnscmd.exe and specify the /config parameter.
- C. Run dnscmd.exe and specify the /resetlistenaddresses parameter.
- D. Run netsh.exe and specify the interface parameter.

Correct Answer: C

Section: (none)

Explanation

Explanation/Reference:

Explanation:

To configure your DNS server to listen over IPv6, do the following:

Install Windows Support Tools.

For more information, see Install Windows Support Tools Open Command Prompt.

Type the following command:

dnscmd /config /EnableIPv6 1

Restart the DNS Server service.

For more information, see Start or stop a DNS server. [http://technet.microsoft.com/en-us/library/cc783049\(WS.10\).aspx](http://technet.microsoft.com/en-us/library/cc783049(WS.10).aspx)

QUESTION 13

Your network contains an Active Directory forest. The forest contains two domains named contoso.com and corp.nwtraders.com. The network contains a Web server named server1.contoso.com. All client computers run Windows 7. You need to ensure that users in corp.nwtraders.com can connect to server1.contoso.com by using http://server1. What should you do?

- A. From the Default Domain Policy Group Policy object (GPO) of corp.nwtraders.com, configure Primary DNS Suffix Devolution.
- B. From the Default Domain Policy Group Policy object (GPO) of corp.nwtraders.com, modify the DNS suffix search list.
- C. From the DNS servers in corp.nwtraders.com, configure a conditional forwarder for contoso.com.
- D. From the DNS servers in corp.nwtraders.com, configure a root hint for contoso.com.

Correct Answer: B

Section: (none)

Explanation

Explanation/Reference:

Explanation:

For this type of name resolution you need to add a DNS suffix of domains to the DNS Suffix search list to every IP settings of LAN Connections /Advanced settings of IPVx ->DNS Tab/ so Domain Policy GPO should be used for that. GlobalNames Zone Alias (CNAME) could do the thing with NetBios resolution either. ;)
[http://technet.microsoft.com/en-us/library/ee382323\(Ws.10,printer\).aspx](http://technet.microsoft.com/en-us/library/ee382323(Ws.10,printer).aspx)

QUESTION 14

Your network contains an Active Directory domain. The domain contains a DNS server that runs Windows Server 2008 R2. You plan to deploy DirectAccess on the network. You need to ensure that the internal DNS infrastructure supports name resolution for DirectAccess. What should you do?

- A. Modify the Dynamic updates setting.
- B. Add a trust anchor.
- C. Modify the global query block list.
- D. Create a GlobalNames zone.

Correct Answer: C

Section: (none)

Explanation

Explanation/Reference:

Explanation:

QUESTION 15

Your network contains a file server named Server1 that runs Windows Server 2008 R2. Server1 hosts a shared folder that stores Microsoft Excel spreadsheets. A new Excel spreadsheet is created each day. You need to ensure that all Excel spreadsheets that are older than one month are automatically moved to a different folder. What should you do?

- A. Create an Active Directory Rights Management Services (AD RMS) policy template.
- B. Create a quota for the shared folder.
- C. Create a file management task.
- D. Modify the archive attribute of the shared folder.

Correct Answer: C

Section: (none)

Explanation

Explanation/Reference:

Explanation: <http://technet.microsoft.com/en-us/library/dd759233.aspx>

QUESTION 16

Your network contains a server named Server1. Server1 has the DHCP server role installed and contains multiple scopes. You restore the DHCP database and discover that the active IP address leases are not displayed. You need to ensure that all IP address leases are displayed. What should you do?

- A. Reconcile all of the scopes.
- B. Run `jetpack.exe dhcp.mdb temp.mdb`.
- C. Restart the DHCP Server service.
- D. Authorize Server1.

Correct Answer: C

Section: (none)

Explanation

Explanation/Reference:

Explanation: Recovery: Restoring from Backup

If the DHCP server database becomes corrupted or is lost, simple recovery is possible by replacing the server database file (Dhcp.mdb), located in the % SystemRoot %\System32\Dhcp folder, with a backup copy of the same file. You can then perform a simple file copy to overwrite the current corrupted database with a backup copy of the same file. If DHCP Manager has been used previously to enable backup, you can obtain the backup copy of the server database file located in the % SystemRoot %\System32\Dhcp\Backup folder. As an option, you can also choose to restore the Dhcp.mdb file from a tape backup or other backup media.

Before restoring the database file from backup, the DHCP service must first be stopped. Once you have copied the backup file to the % SystemRoot %\System32\Dhcp folder from your preferred backup source, you can restart the DHCP service.

To stop the DHCP server service, type the following at a command prompt:

net stop dhcpserver Once the DHCP service has been stopped, the following procedure can be used to safely restore a backup copy of the database from either backup media or the DHCP service backup folder.

First, move the files from your existing DHCP folder to a different folder location, such as \Olddhcp. Be careful to keep the DHCP folder structure intact. For example, type the following set of commands at a command prompt to perform this step:

md c:\Olddhcp move % SystemRoot % \system32\DHCP*. * C:\Olddhcp Next, remove the corrupted server database file. This can also be done at the command prompt:

del % SystemRoot % \system32\DHCP\Dhcp.mdb

You can then copy the backup database file into the DHCP service folder. The path to be used when performing the actual copy operation varies (as shown in Table 4.15), depending on the specific server version of Windows running on the computer where the DHCP database file is being restored.

<http://technet.microsoft.com/en-us/library/cc958954.aspx>

QUESTION 17

Your company has a main office and five branch offices. The branch offices connect to the main office by using a WAN link. Each branch office has 100 client computers that run Windows XP or Windows Vista. All servers run Windows Server 2008 R2. The main office has a Windows Server Update Services (WSUS) server. You need to minimize the amount of WAN traffic used to download updates from the WSUS server. What should you do?

- A. From Windows Explorer, enable Offline Files.
- B. From a Group Policy, enable Allow BITS Peercaching.
- C. From a Group Policy, enable the Set BranchCache Distributed Cache mode setting.
- D. From a Group Policy, enable the Set BranchCache Hosted Cache mode setting.

Correct Answer: B

Section: (none)

Explanation

Explanation/Reference:

Explanation:

QUESTION 18

Your network contains an Active Directory domain. The domain contains two DHCP servers named DHCP1 and DHCP2. On DHCP1, you create a scope named Scope1. You configure Scope1 as a split scope and add DHCP2 as an additional DHCP server. You need to ensure that DHCP1 and DHCP2 can issue IP addresses. What should you do from the DHCP console?

- A. Reconcile Scope1 on DHCP2.
- B. Activate Scope1 on DHCP2.
- C. Restart the DHCP Server service on DHCP2.
- D. Update the range of IP addresses on DHCP1.

Correct Answer: B

Section: (none)

Explanation

Explanation/Reference:

Explanation: [http://technet.microsoft.com/en-us/library/ee405264\(WS.10\).aspx](http://technet.microsoft.com/en-us/library/ee405264(WS.10).aspx)

QUESTION 19

Your network contains an Active Directory domain named Contoso.com. Contoso.com contains an enterprise certification authority (CA) named CA1. You enable Secure Socket Tunneling Protocol (SSTP) on a server named Server1. A user named User1 attempts to establish an SSTP connection to Server1 and receives the following error message: Error 0x80092013: The revocation function was unable to check revocation because the revocation server was offline. You verify that all certificates services are online. You need to ensure that User1 can connect to Server1 by using SSTP. What should you do first?

- A. Configure a pre-shared key for IPsec on User1s computer.
- B. Publish the certificate revocation list distribution point (CDP) to a location that is accessible from the Internet.
- C. Configure User1 for certificate autoenrollment.
- D. Add a certificate to Server1 that contains server1.contoso.com as a Subject Alternative Name (SAN).

Correct Answer: B

Section: (none)

Explanation

Explanation/Reference:

Explanation:

QUESTION 20

You deploy Network Access Protection (NAP) on your network. An administrator configures a network policy as shown in the exhibit. (Click the Exhibit button.)

NonCompliant-Restricted Access Properties

Overview | Conditions | Constraints | Settings

Policy name: NonCompliant-Restricted Access

Policy State
If enabled, NPS evaluates this policy while performing authorization. If disabled, NPS does not evaluate this policy.

☒ Policy enabled

Access Permission
If conditions and constraints of the network policy match the connection request, the policy can either grant access or deny access. [What is access permission?](#)

☐ Grant access. Grant access if the connection request matches this policy.

☒ Deny access. Deny access if the connection request matches this policy.

☐ Ignore user account dial-in properties.
If the connection request matches the conditions and constraints of this network policy and the policy grants access, perform authorization with network policy only; do not evaluate the dial-in properties of user accounts.

Network connection method
Select the type of network access server that sends the connection request to NPS. You can select either the network access server type or Vendor specific, but neither is required. If your network access server is an 802.1X authenticating switch or wireless access point, select Unspecified.

☐ Type of network access server:
Unspecified

☒ Vendor specific:
10

OK Cancel Apply

You discover that noncompliant client computers cannot access the remediation network. You need to configure the network policy to ensure that noncompliant client computers can access the remediation network. What should you do?

- A. In Access Permission, select the Grant access. Grant access if the connection request matches this policy option button.
- B. In the Type of network access server list, click HCAP Server.
- C. In the Type of network access server list, click Health Registration Authority.
- D. In Access Permission, select the Ignore user account dial-in properties check box.

Correct Answer: A

Section: (none)

Explanation

Explanation/Reference:

Explanation:

QUESTION 21

Your network contains a server named Server1 that runs Windows Server 2008 R2. The network for Server1 is configured as shown in the table.

Network interface	Network configuration	Connects to
LAN1	IP address: 10.1.2.1 Subnet mask: 255.255.255.0 Gateway:	Internal network
Internet1	IP address: 131.107.1.12 Subnet mask: 255.255.255.0 Gateway: 131.107.1.1	Internet
Internet2	IP address: 131.107.1.13 Subnet mask: 255.255.255.0 Gateway:	Internet

You plan to deploy DirectAccess on Server1. You need to configure the network interfaces on Server1 to support DirectAccess. What should you do?

- A. Add the IP address of 10.1.2.2 to LAN1.
- B. Remove the IP address of 131.107.1.13 from Internet2, and then add the address to LAN1.
- C. Remove the IP of address 131.107.1.13 from Internet2, and then add the address to Internet1.
- D. Add the default gateway of 131.107.1.1 to Internet2.

Correct Answer: C

Section: (none)

Explanation

Explanation/Reference:

Explanation:

QUESTION 22

You need to use link-local IPv6 addresses to perform multicasting. Which IPv6 prefix should you use?

- A. FF00::/8
- B. FD00::/8
- C. FE80::/10
- D. FEC0::/10

Correct Answer: A

Section: (none)

Explanation

Explanation/Reference:

Explanation: <http://technet.microsoft.com/en-us/library/bb726995.aspx>

QUESTION 23

Your network contains a server named Server1 that runs a Server Core installation of Windows Server 2008 R2. The network contains a client computer named Computer1 that runs Windows 7. You need to ensure that you can collect events from Server1 on Computer1. What should you run on Server1?

- A. wecutil cs
- B. eventcreate /so
- C. winrm quickconfig

D. net config server

Correct Answer: C

Section: (none)

Explanation

Explanation/Reference:

Explanation: [http://technet.microsoft.com/en-us/library/cc748890\(v=WS.10\).aspx](http://technet.microsoft.com/en-us/library/cc748890(v=WS.10).aspx)

QUESTION 24

Your network contains a Windows Server Update Services (WSUS) server named Server1. You discover that certain updates listed in the WSUS administrative console are unavailable on Server1. You need to ensure that all of the updates listed in the WSUS administrative console are available on Server1. What should you do on Server1?

- A. Restart the Update Services service.
- B. Run wsusutil.exe and specify the reset parameter.
- C. Run wsusutil.exe and specify the deleteunneededrevisions parameter.
- D. Run wuaclt.exe and specify the /detectnow parameter.

Correct Answer: B

Section: (none)

Explanation

Explanation/Reference:

Explanation:

reset :Checks that every update metadata row in the database has corresponding update files stored in the file system. If update files are missing or have been corrupted, WSUS downloads the update files again. use it : After restoring the WSUS database.

When troubleshooting

<http://technet.microsoft.com/en-us/library/cc720466%28WS.10%29.aspx>

QUESTION 25

Your network contains an Active Directory domain named contoso.com. All domain controllers run Windows Server 2008 R2.

- The network contains a DHCP server named DHCP1 on a subnet named Subnet1.
- You implement a new subnet named Subnet2. Subnet2 contains a server named Server1.

On DHCP1, you create a DHCP scope for Subnet2.

You need to configure Server1 to ensure that the client computers on Subnet2 can receive IP addresses from DHCP1.

What should you install on Server1?

- A. the Application Server server role
- B. the DHCP server role
- C. the Network Policy Server (NPS) role service
- D. the Routing and Remote Access service (RRAS) role service

Correct Answer: D

Section: (none)

Explanation

Explanation/Reference:

Explanation:

Exam K

QUESTION 1

Your network contains an Active Directory domain named fabrikam.com. The domain contains a DNS server named Server1. Server1 hosts the DNS zone for fabrikam.com.

- You have a client computer named Computer1 that runs Windows 7.
- You need to ensure that, from Computer1, you can enumerate all of the records in the fabrikam.com DNS zone.

What should you modify?

- A. the forwarders of Server1
- B. the root hints of Server1
- C. the security settings of the fabrikam.com DNS zone
- D. the zone transfer settings of the fabrikam.com DNS zone

Correct Answer: D

Section: (none)

Explanation

Explanation/Reference:

Explanation:

QUESTION 2

Your network contains a server named Server1 that runs Windows Server 2008 R2.

You need to ensure that you can log performance counter data from Server1 to a SQL database.

Which tool should you use?

- A. Component Services
- B. Data Sources (ODBC)
- C. Share and Storage Management
- D. Storage Explorer

Correct Answer: B

Section: (none)

Explanation

Explanation/Reference:

Explanation:

QUESTION 3

Your network contains an Active Directory domain. The network contains a standalone server that runs Windows Server 2008 R2. The server has a static IP address. You need to configure the server as a DHCP Relay Agent. What should you do first?

- A. Install the Health Registration Authority (HRA) role service on the server.
- B. Configure the server to use a dynamic IP address.
- C. Install the Routing and Remote Access service (RRAS) role service on the server.
- D. Join the server to the domain.

Correct Answer: C

Section: (none)

Explanation

Explanation/Reference:

Explanation:

QUESTION 4

Your network contains a server that runs Windows Server 2008 R2. You create a User Defined Data Collector Set (DCS) named Set1. You need to ensure that the reports generated for Set1 are stored for at least one year. What should you do?

- A. From the properties of Set1, modify the Schedule settings.
- B. From Data Manager for Set1, modify the Actions settings.
- C. From the properties of Set1, modify the Task settings.
- D. From Data Manager for Set1, modify the Data Manager settings.

Correct Answer: B

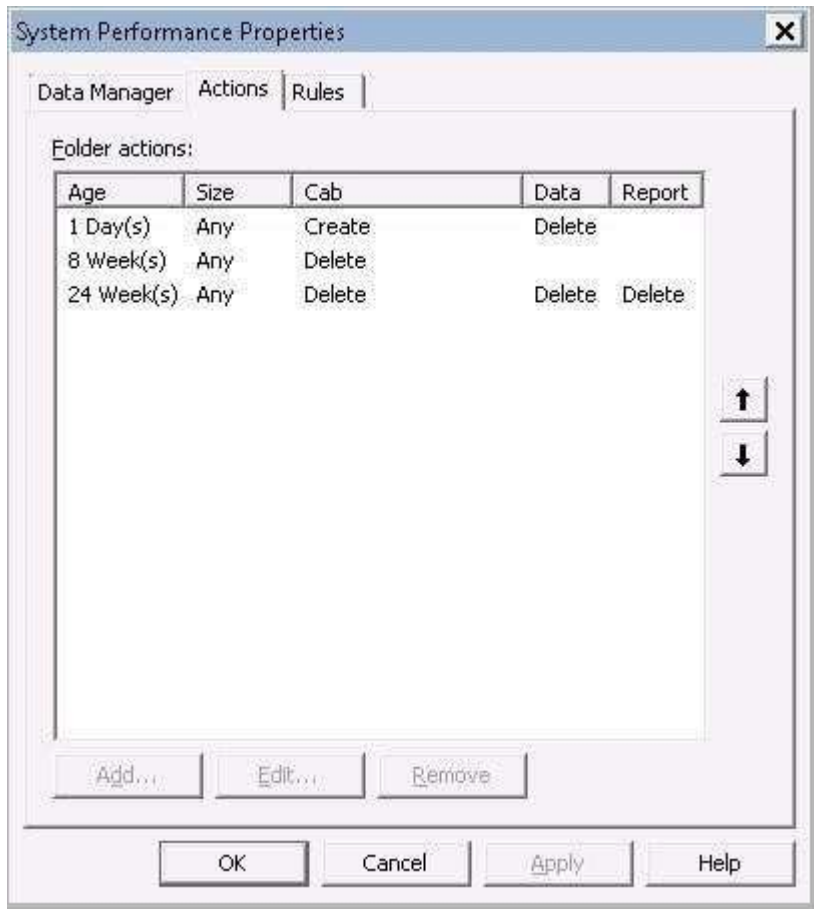
Section: (none)

Explanation

Explanation/Reference:

Explanation:

The time before a log shall be deleted settings are in the Data Manager's "Actions Tab" of the custom/user defined DSC.



QUESTION 5

Your network contains an Active Directory domain named contoso.com. An administrator named Admin1 plans to install the Routing and Remote Access service (RRAS) role service on a server named Server1. Admin1s

user account is not a member of the Domain Admins group. You need to ensure that Server1 can authenticate users from Active Directory by using Windows authentication. What should you do?

- A. Install the Active Directory Lightweight Directory Services (AD LDS) role on Server1.
- B. Add the computer account for Server1 to the RAS and IAS Servers group.
- C. Install the Network Policy Server (NPS) role service on a domain controller.
- D. Add the computer account for Server1 to the Windows Authorization Access Group.

Correct Answer: B

Section: (none)

Explanation

Explanation/Reference:

Explanation:

Not sure if I am right on this one, since not all question is shown ;) But I guess that after adding the role by the Admin1 it says that he is not in Domain Admins group and RRAS server wont be added automatically to the RAS and IAS group, so it has to be added manually by a member of that group so server could authenticate users.

QUESTION 6

You have an application server that runs Windows Server 2008 R2. You need to configure Windows Firewall to allow communications on the server as shown in the following table.

Application name	Application port	Port direction
App1.exe	3402	Outbound
App1.exe	3433	Inbound
App2.exe	3400	Outbound
	3401	

What is the minimum number of firewall rules you should create?

- A. 4
- B. 2
- C. 1
- D. 3

Correct Answer: B

Section: (none)

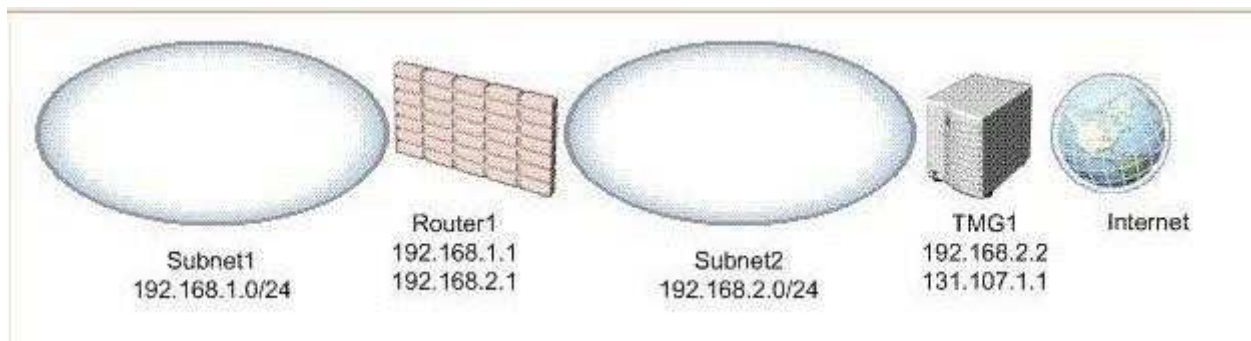
Explanation

Explanation/Reference:

Explanation:

QUESTION 7

Your network is configured as shown in the exhibit. (Click the Exhibit button.)



The network contains a server named TMG1. TMG1 runs Microsoft Forefront Threat Management Gateway (TMG) 2010 and has a default gateway of 131.107.1.2. You need to ensure that TMG1 can connect to the Internet and to the client computers in all of the internal subnets. What should you do on TMG1?

- A. Run `route -p add 192.168.1.0 netmask 255.255.255.0 192.168.2.1`.
- B. Change the default gateway to 192.168.1.1.
- C. Run `route -p add 192.168.2.0 netmask 255.255.255.0 192.168.1.1`.
- D. Change the default gateway to 192.168.2.1.

Correct Answer: A

Section: (none)

Explanation

Explanation/Reference:

Explanation:

QUESTION 8

Your network contains a server named Server1 that runs Windows Server 2008 R2. The network contains 100 UNIX-based client computers that do not have Samba installed. You have a shared printer on Server1. You need to ensure that the UNIX-based client computers can send print jobs to the shared printer. What should you enable on Server1?

- A. Subsystem for UNIX-based Applications (SUA)
- B. Services for Network File System (NFS)
- C. the LPRPort Monitor
- D. the LPD service

Correct Answer: D

Section: (none)

Explanation

Explanation/Reference:

Explanation:

QUESTION 9

Your network contains an Active Directory domain. You have 100 remote users who have client computers that run Windows 7. The client computers are joined to the domain. The corporate security policy states that users working offline must be denied access to the files on the corporate

file servers. You need to configure the network to meet the following requirements: Support the corporate security policy. Minimize the amount of time it takes for remote users to access the files on the corporate file servers. What should you enable?

- A. shadow copies on the client computers

- B. shadow copies on the corporate file servers
- C. transparent caching on the corporate file servers
- D. transparent caching on the client computers

Correct Answer: D

Section: (none)

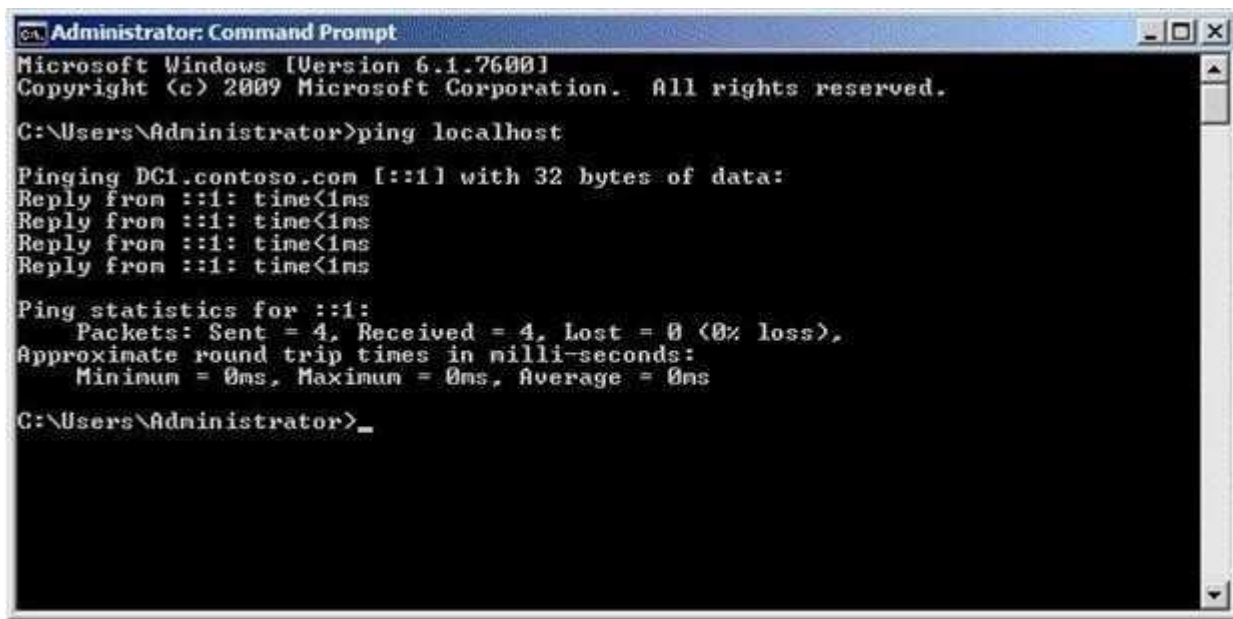
Explanation

Explanation/Reference:

Explanation:

QUESTION 10

You have an application that requires localhost to resolve to 127.0.0.1. You ping localhost as shown in the exhibit. (Click the Exhibit button.)



```
Administrator: Command Prompt
Microsoft Windows [Version 6.1.7600]
Copyright (c) 2009 Microsoft Corporation. All rights reserved.

C:\Users\Administrator>ping localhost

Pinging DC1.contoso.com [::1] with 32 bytes of data:
Reply from ::1: time<1ms
Reply from ::1: time<1ms
Reply from ::1: time<1ms
Reply from ::1: time<1ms

Ping statistics for ::1:
    Packets: Sent = 4, Received = 4, Lost = 0 (0% loss),
    Approximate round trip times in milli-seconds:
        Minimum = 0ms, Maximum = 0ms, Average = 0ms

C:\Users\Administrator>_
```

You need to ensure that localhost resolves to 127.0.0.1. What should you do?

- A. Modify the Hosts file.
- B. Add a Microsoft Loopback Adapter.
- C. Modify the Lmhosts file.
- D. Modify the properties of the local area connection.

Correct Answer: A

Section: (none)

Explanation

Explanation/Reference:

Explanation:

QUESTION 11

Your network contains an Active Directory domain. Your company is implementing Network Access Protection (NAP). You need to define which network resources non-compliant client computers can access. What should you configure?

- A. the Windows Authentication authentication provider

- B. remediation server groups
- C. the RADIUS Accounting accounting provider
- D. system health validators (SHVs)
- E. IKEv2 client connections
- F. the Windows Accounting accounting provider
- G. the RADIUS Authentication authentication provider
- H. Group Policy preferences
- I. health policies
- J. connection request policies

Correct Answer: B

Section: (none)

Explanation

Explanation/Reference:

Explanation:

QUESTION 12

Your network contains an Active Directory domain. You deploy Network Access Protection (NAP). You need to verify whether VPN clients have Windows Firewall enabled. What should you configure?

- A. connection request policies
- B. IKEv2 client connections
- C. Group Policy preferences
- D. the RADIUS Authentication authentication provider
- E. remediation server groups
- F. the Windows Authentication authentication provider
- G. the Windows Accounting accounting provider
- H. the RADIUS Accounting accounting provider
- I. system health validators (SHVs)
- J. health policies

Correct Answer: I

Section: (none)

Explanation

Explanation/Reference:

Explanation:

QUESTION 13

Your network contains an Active Directory domain. The domain contains several VPN servers that have the Routing and Remote Access service (RRAS) role service installed. You need to collect information about the duration of the VPN connections. The information must be stored in a central location. What should you configure on the VPN servers?

- A. connection request policies
- B. the RADIUS Authentication authentication provider
- C. health policies
- D. the RADIUS Accounting accounting provider
- E. remediation server groups
- F. the Windows Accounting accounting provider
- G. system health validators (SHVs)
- H. Group Policy preferences

- I. the Windows Authentication authentication provider
- J. IKEv2 client connections

Correct Answer: D

Section: (none)

Explanation

Explanation/Reference:

Explanation:

QUESTION 14

Your network contains an Active Directory domain. Your company provides VPN access for multiple organizations. You need to configure Network Policy Server (NPS) to forward authentication requests to the appropriate organization. What should you configure on the NPS server?

- A. the RADIUS Accounting accounting provider
- B. the Windows Accounting accounting provider
- C. remediation server groups
- D. health policies
- E. connection request policies
- F. the RADIUS Authentication authentication provider
- G. the Windows Authentication authentication provider
- H. system health validators (SHVs)
- I. Group Policy preferences
- J. IKEv2 client connections

Correct Answer: E

Section: (none)

Explanation

Explanation/Reference:

Explanation:

QUESTION 15

Your network contains a server named Server1 that runs Windows Server 2008 R2. Server1 has the Web Server (IIS) role installed. You need to review the contents of the IIS-Configuration

Analytic event log on Server1. You configure Event Viewer to show the Analytic log. What should you do next?

- A. Modify the General properties of the log.
- B. Create a custom view to the log.
- C. Attach a task to the log.
- D. Modify the Subscriptions list for the log.

Correct Answer: A

Section: (none)

Explanation

Explanation/Reference:

Explanation:

Analytic event logs, and not only for IIS are not enabled by default. You are enable it. You should enable them from "General Tab" of properties of log "Log of services and applications\Microsoft\Windows\IIS-Configuration\Analytic" to start logging

QUESTION 16

Your network contains two servers named Server1 and Server2 that run a Server Core installation of Windows Server 2008 R2. Server1 has the SNMP Service installed. You need to ensure that Server2 can send SNMP traps to Server1. What should you do?

- A. On Server2, run `dism /online /enable-feature /featurename:snmp-sc`.
- B. On Server1, run `oclistsnmp-sc`.
- C. On Server2, run `oclistsnmp-sc`.
- D. On Server1, run `dism /online /enable-feature /featurename:snmp-sc`.

Correct Answer: A

Section: (none)

Explanation

Explanation/Reference:

Explanation:

QUESTION 17

Your network contains a server named Server1 that runs Windows Server 2008 R2. Server1 contains two shared folders named Share 1 and Share2. The shared folders are located on the same volume.

You need to prevent users from storing more than 100 MB of data in Share1 only.

What should you install on Server1?

- A. File Server Resource Manager (FSRM)
- B. Network Policy Server (NPS)
- C. Services for Network File System (NFS)
- D. Windows System Resource Manager (WSRM)

Correct Answer: A

Section: (none)

Explanation

Explanation/Reference:

Explanation:

Reference: <http://technet.microsoft.com/en-us/library/cc733029.aspx>

QUESTION 18

Your network contains four servers named Server1, Server2, Server3, and Server4 that run Windows Server 2008 R2. The servers have the Network Policy Server (NPS) role service installed.

You configure a Remote RADIUS Server Group named Group1. Group 1 contains Server2, Server3, and Server4.

You need to configure load balancing for the members of Group1 to meet the following requirements:

- Server1 must send 25 percent of all authentication requests to Server3.
- Server1 must send 75 percent of all authentication requests to Server2.
- Server1 must only send authentication requests to Server4 if Server2 and Server3 are unavailable.

What should you do from the Network Policy Server console?

- A. · For Server2, set the weight to 75 and the priority to 75, · For Server3, set the weight to 25 and the priority to 25.
 - For Server4, set the weight to 100 and the priority to 200.

- B. · For Server2, set the weight to 75 and the priority to 1.
· For Server3, set the weight to 25 and the priority to 1.
· For Server4, set the weight to 100 and the priority to 100.
- C. · For Server2, set the weight to 1 and the priority to 75.
· For Server3, set the weight to 1 and the priority to 25.
· For Server4, set the weight to 100 and the priority to 1.
- D. · For Server2, set the weight to 75 and the priority to 25.
· For Server3, set the weight to 25 and the priority to 75.
· For Server4, set the weight to 100 and the priority to 1.

Correct Answer: B

Section: (none)

Explanation

Explanation/Reference:

Explanation:

Reference: [http://technet.microsoft.com/en-us/library/dd197433\(WS.10\).aspx](http://technet.microsoft.com/en-us/library/dd197433(WS.10).aspx)

QUESTION 19

You are planning the network for a branch office.

The branch office will contain 100 IPv4 hosts.

You need to recommend a subnet mask for the branch office. The subnet mask must minimize the number of unused IP addresses.

Which subnet mask should you use?

- A. 255.255.255.0
- B. 255.255.255.128
- C. 255.255.0.0
- D. 255.255.128.0

Correct Answer: B

Section: (none)

Explanation

Explanation/Reference:

Explanation: <http://www.pantz.org/software/tcpip/subnetchart.html>

QUESTION 20

Your Network contains a server named Server1 that has the Routing and Remote Access service (RRAS) role service installed

Server1 provides access to the internal network by using Point-to-Point tunneling protocol (PPTP). Static RRAS filters on the external interface of Server1 allow only PPTP. The IP address of the external interface is **131.107.1.100**

You install the Web server (IIS) role on Server1.

You need to ensure that users on the internet can access a Web site on server1 by using HTTP. The solution must minimize the number of open ports on Server1

Which static RRAS filter or filters should you configure on server1 ? **Choose 2**

- A. An outbound filter that has the following configurations
Source network 131.107.1.100/32
Destination network :any
Protocol :TCP
Port 80
- B. An inbound filter that has the following configurations

Source network: any
Destination network : 131.107.1.100/32
Protocol :TCP
Port 80

- C. An outbound filter that has the following configurations
Source network: 131.107.1.100/32
Destination network :any
Protocol :TCP
Port any
- D. An outbound filter that has the following configurations
Source network: 131.107.1.100/32
Destination network :any
Protocol :TCP(established)
Port 80
- E. An inbound filter that has the following configurations
Source network: 131.107.1.100/32
Destination network :any
Protocol :TCP
Port any

Correct Answer: BD

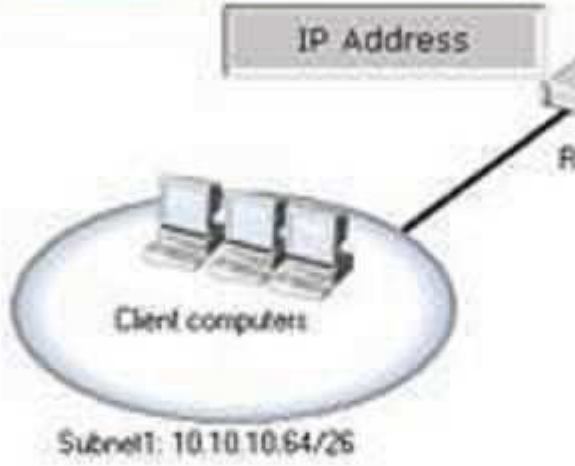
Section: (none)

Explanation

Explanation/Reference:

QUESTION 21

Your network contains a subnet named Subnet1. You add a new subnet named Subnet2 to the network. Subnet1 and Subnet2 are connected by a router named Router1. You need to configure the IP addresses on Router1 to ensure that IP traffic can be routed between Subnet1 and Subnet2. Which IP addresses should you assign to Router1? To answer, drag the appropriate IP address to the correct interface in the answer area.

IP Address	Answer Area
10.10.10.0	
10.10.10.1	
10.10.10.64	
10.10.10.65	
10.10.10.128	
10.10.10.129	


- A. 10.10.10.0
- B. 10.10.10.1
- C. 10.10.10.64
- D. 10.10.10.65
- E. 10.10.10.128
- F. 10.10.10.129

Correct Answer: DF

Section: (none)

Explanation

Explanation/Reference:

IP Address	Answer Area
10.10.10.0	
10.10.10.1	
10.10.10.64	
10.10.10.65	
10.10.10.128	
10.10.10.129	

QUESTION 22

Your network contains an Active Directory forest. The forest contains a member server named VPN1 that runs Windows Server 2008 R2.

You configure VPN1 as a VPN server.

You need to ensure that only client computers that have windows Update enabled can establish VPN connections to VPN1.

What should you install on VPN1?

- A. Windows Server Update Services (WSUS)
- B. Network Policy Server (NPS)
- C. Health Registration Authority (HRA)
- D. Connection Manager Administration Kit (CMAC)

Correct Answer: B

Section: (none)

Explanation

Explanation/Reference:

Explanation: <http://technet.microsoft.com/en-us/library/cc754378.aspx>

QUESTION 23

Your network contains an Active Directory domain. All domain controllers run Windows Server 2008 R2.

The network contains a DHCP server named Server1 on a subnet named Subnet1.

You implement a new subnet named Subnet2. Subnet2 contains a server named Server2.

On Server1, you create a DHCP scope for Subnet2.

You need to configure Server2 to ensure that the client computers on Subnet2 can receive IP addresses from Server1.

What should you do?

To answer move the appropriate actions from the Possible Actions list to the Necessary Actions area and arrange them in the correct order.

Build List and Reorder:

Necessary Actions	Possible Actions
<div><div>▲</div><div>▼</div></div>	<div>Authorize a DHCP server.</div> <div>Configure the DHCP Relay Agent.</div> <div>Configure the RIP Version 2 for Internet Protocol.</div> <div>Configure the Advanced options for the network adapter.</div> <div>Configure Windows Firewall to allow SNMP Trap service traffic.</div> <div>Add the SNMP Service feature.</div> <div>Add the DHCP Relay Agent routing protocol.</div> <div>Add the Peer Name Resolution Protocol (PNRP) protocol.</div> <div>Add the RIP Version 2 for Internet Protocol routing protocol.</div> <div>Install the DHCP server role.</div> <div>Install the Routing and Remote Access service (RRAS) role service.</div>
	<div><< Move</div> <div>Remove >></div>

Correct Answer:

Install the Routing and Remote Access service (RRAS) role service.

Add the DHCP Relay Agent routing protocol.

Configure the DHCP Relay Agent.

Section: (none)

Explanation

Explanation/Reference:

QUESTION 24

Your network contains an Active Directory domain. The domain contains a server named Server 1 that runs Windows Server 2008 R2

Server 1 contains a folder named Folder1. a domain user named User1 does not have NTFS Read permission for Folder1.

You need User1 to create a backup copy of Folder1. User1 must NOT be able to restore the backup copy on Server1

What should you do?

To answer, move the appropriate actions from the Possible Actions list to the Necessary Actions area and arrange them in the correct order.

Build List and Reorder:

Necessary Actions	Possible Actions
<div><div>▲▼</div><div></div></div>	<div>Add User1 to the Backup Operators group on Server1.</div> <div>Add User1 to the Backup Operators group in the domain.</div> <div>Assign the Backup files and directories user right to User1.</div> <div>Instruct User1 to restart the Protected Storage service.</div> <div>Instruct User1 to create a copy of Folder1 by using Xcopy.</div> <div>Instruct User1 to log off of Server1, and then to log back on to Server1.</div> <div>Instruct User1 to create a shadow copy of Folder1 by using Windows Explorer.</div> <div>Instruct User1 to create a backup of Folder 1 by using Windows Server Backup.</div>
	<div><< Move</div> <div>Remove >></div>

Correct Answer:

Assign the Backup files and directories user right to User1.

Instruct User1 to log off of Server1, and then to log back on to Server1.

Instruct User1 to create a backup of Folder 1 by using Windows Server Backup.

Section: (none)

Explanation

Explanation/Reference:

QUESTION 25

Your Network contains a server named Server1 that runs Windows Server 2008 R2

You need to log performance counter data from Server1 to SQL database

What should you do?

To answer, move the appropriate actions from the Possible Actions list to the Necessary Actions area and arrange them in the correct order.

Build List and Reorder:

Necessary Actions	Possible Actions
<div><div>▲▼</div><div></div></div>	<div>Create a DSN.</div> <div>Configure ODBC tracing.</div> <div>Enable Process Tracking auditing.</div> <div>Create a User Defined Data Collector Set (DCS).</div> <div>Modify the DataSource Name value of the data collector.</div> <div>Configure Performance Logs and Alerts to log on as a user account</div>
	<div><< Move</div> <div>Remove >></div>

Correct Answer:

Create a User Defined Data Collector Set (DCS).

Modify the DataSource Name value of the data collector.

Create a DSN.

Section: (none)

Explanation

Explanation/Reference:

<http://www.simple-talk.com/sql/performance/collecting-performance-data-into-a-sql-server-table/>

QUESTION 26

Your network contains an Active Directory forest. The forest contains a server named server1.contoso.com.

You need to ensure that all DNS clients can use DNS to resolve the single-label name of a server named Server1.

What should you do?

To answer, move the appropriate actions from the Possible Actions list to the Necessary Actions area and arrange them in the correct order.

Build List and Reorder:

Necessary Actions	Possible Actions
<div style="border: 1px solid black; height: 200px; width: 100%;"></div>	<div> <div>Create a DNS zone named ", "</div> <div>Create a DNS zone named RootNames.</div> <div>Create a DNS zone named GlobalNames.</div> <div>Add a canonical name (CNAME) record to the zone.</div> <div>Add a responsible person (RP) record to the zone.</div> <div>Add a host information (HINFO) record to the zone.</div> <div>Run dnscmd.exe and specify the Config parameter.</div> <div>Run dnscmd.exe and specify the CreateDirectoryPartition parameter.</div> </div>
<div><< Move</div> <div>Remove >></div>	

Correct Answer:

Create a DNS zone named GlobalNames.

Add a canonical name (CNAME) record to the zone.

Run dnscmd.exe and specify the Config parameter.

Section: (none)

Explanation

Explanation/Reference:

QUESTION 27

Your network contains a Windows Server Update Services (WSUS) server named Server1. All client computers are configured to download updates from Server1. Server1 is configured only to synchronize manually to Microsoft Update.

Your company deploys a new Microsoft application.

You discover that the new application is not listed on the Products and Classifications list.

You synchronize the WSUS server.

You need to ensure that updates for the new application are available to all of the client computers.

what should you do?

To answer, move the appropriate actions from the Possible Actions list to the Necessary Actions area and arrange them in the correct order.

Build List and Reorder:

Ordered List Title	Possible Actions
<div> <div>▲</div> <div>▼</div> <div></div> </div>	<div> Add a computer group. Approve the updates. Move computers to a group. Synchronize the WSUS server. Run the Server Cleanup Wizard. Modify the Products and Classifications settings. </div>
	<div> <div><< Move</div> <div>Remove >></div> </div>

Correct Answer:

Modify the Products and Classifications settings.
Synchronize the WSUS server.
Approve the updates.

Section: (none)

Explanation

Explanation/Reference:

QUESTION 28

Your network contains an Active Directory domain. The domain contains a server that runs Windows Server 2008 R2. The server contains 10 shared folders.

You need to be notified by email when users save .mp3 files to the shared folders.

What should you do?

To answer, move the appropriate actions from the Possible Actions list to the Necessary Actions area and arrange them in the correct order.

Build List and Reorder:

Necessary Actions	Possible Actions
<div> <div>▲</div> <div>▼</div> </div> <div></div>	<div> <div>Create a classification rule.</div> <div>Create a soft quota template.</div> <div>Create a hard quota template.</div> <div>Modify the NTFS permissions.</div> <div>Modify the Share permissions.</div> <div>Create a active screening template.</div> <div>Create a passive screening template.</div> <div>Link the template to the shared folders.</div> <div>Install the File Server Resource Manager (FSRM) role service.</div> <div>Add the Windows System Resource Manager (WSRM) feature.</div> </div>
	<div><< Move</div> <div>Remove >></div>

Correct Answer:

Install the File Server Resource Manager (FSRM) role service.

Create a passive screening template.

Link the template to the shared folders.

Section: (none)

Explanation

Explanation/Reference:

QUESTION 29

Your network contains an Active Directory domain. All domain controllers run Windows Server 2008 R2. The domain contains three domain controllers named DC1, DC2, and DC3. All of the domain controllers have the DNS server role installed.

You create a new Active Directory-integrated DNS zone on DC1.

You need to ensure that the zone is only replicated to DC1 and DC3. The solution must ensure that all zone replication traffic is encrypted.

What should you do?

To answer, move the appropriate actions from the Possible Actions list to the Necessary Actions area and arrange them in the correct order.

Build List and Reorder:

Necessary Actions	Possible Actions
<div> <div>▲</div> <div>▼</div> <div></div> </div>	<div> <div>Change the zone type.</div> <div>Create a primary zone.</div> <div>Create a secondary zone.</div> <div>Modify the zone transfer settings.</div> <div>Change the zone replication scope.</div> <div>Create an application directory partition.</div> <div>Add a replica to the application directory partition.</div> </div>
	<div><< Move</div> <div>Remove >></div>

Correct Answer:

Create an application directory partition.

Change the zone replication scope.

Add a replica to the application directory partition.

Section: (none)

Explanation

Explanation/Reference:

QUESTION 30

Your network contains a server named Server1 that runs Windows Server 2008 R2. Server1 has the DHCP server role installed. All client computer on the network obtain their network configurations from Server1.

You have a client computer named Computer1.

You need to configure Computer1 to use a different DNS server than the other client computers on the network.

What should you do?

To answer , move the appropriate actions from Possible Actions list to the Necessary Actions area and arrange them in the correct order.

Build List and Reorder:

Necessary Actions	Possible Actions
<div><div>▲</div><div>▼</div></div> <div></div>	<div>Create a DHCP filter.</div> <div>Create a reservation.</div> <div>Define a user class.</div> <div>Define a vendor class.</div> <div>Configure the Scope Options.</div> <div>Configure the Server Options.</div> <div>Configure the Reservation Options.</div> <div>Retrieve the hostname of the client computer.</div> <div>Retrieve the MAC address of the client computer.</div>
	<div><< Move</div> <div>Remove >></div>

Correct Answer:

Retrieve the MAC address of the client computer.

Create a reservation.

Configure the Reservation Options.

Section: (none)

Explanation

Explanation/Reference:

Exam L

QUESTION 1

Your network contains an Active Directory forest named contoso.com. The forest contains a server named Server1 that runs Windows Server 2008 R2 Service Pack 1 (SP1) Standard. The forest contains a server named Server2 that runs Windows Server 2008 R2 SP1 Enterprise. Server1 and Server2 have the Print and Document Services server role installed.

You need to migrate the print queues, printer settings, printer ports, and language monitors from Server1 to Server2.

Which tool should you use?

- A. Printbrm
- B. Active Directory Users and Computers
- C. Active Directory Sites and Services
- D. Devices and Printers

Correct Answer: A

Section: (none)

Explanation

Explanation/Reference:

QUESTION 2

You manage a server named Server1 that runs Windows Server 2008 R2 Service Pack 1 (SP1). Server1 has the File Services server role installed.

You have a file share named Share 1.

You need to ensure that any Microsoft Word files saved to Share1 that contain the word "confidential" are moved automatically to a folder named Confidential.

What should you configure in File Server Resource Manager? (Each correct answer presents part of the solution. Choose three.)

- A. a classification rule
- B. a file management task
- C. a file screen
- D. a file group
- E. a classification property

Correct Answer: ABE

Section: (none)

Explanation

Explanation/Reference:

QUESTION 3

Your network contains two Active Directory forests named contoso.com and fabrikam.com. Fabrikam.com contains a server named Server1 that has the Print and Document Services server role installed.

Server1 contains 50 shared printers.

You join Server1 to the contoso.com domain.

You need to ensure that all of the shared printers on Server1 are listed in the contoso.com forest.

Which tool should you use? (Each correct answer presents a complete solution. Choose two.)

- A. Printui.exe
- B. Print Management
- C. Prnmngr.vbs
- D. Pubprn.vbs
- E. Setprinter.exe

Correct Answer: BD

Section: (none)

Explanation

Explanation/Reference:

QUESTION 4

Your network contains an Active Directory forest named contoso.conn. The forest contains a server named Server1 that has two network adapters.

You plan to configure Server1 as a DirectAccess server.

You need to assign the correct IP addresses to the external network card on the DirectAccess server.

What should you do?

To answer, drag the appropriate IP address to the correct network adapter in the answer area.

- A. 10.10.10.1
- B. 10.10.10.3
- C. 131.107.100.100
- D. 131.107.101.100
- E. 131.107.101.105
- F. 131.107.102.100
- G. 131.107.102.101

Correct Answer: FG

Section: (none)

Explanation

Explanation/Reference:

Question 15 of 50

Question

Your network contains an Active Directory forest named contoso.com. The forest contains a server named S

You plan to configure Server1 as a DirectAccess server.

You need to assign the correct IP addresses to the external network card on the DirectAccess server.

What should you do?

To answer, drag the appropriate IP address to the correct network adapter in the answer area.

IP Addresses

10.10.10.1

10.10.10.3

131.107.100.100

131.107.101.100

131.107.101.105

131.107.102.100

131.107.102.101

Answer Area



QUESTION 5

Your network contains an Active Directory domain named contoso.com. The domain contains a DNS server named Server1.

You are configuring DirectAccess.

You create a static host (A) record for isatap.contoso.com.

You discover that the DNS server fails to respond to queries for the isatap.contoso.com record.

You need to ensure that the DNS server resolves queries for isatap.contoso.com.

What should you do?

- A. Create a stub zone for isatap.contoso.com.
- B. Run `dnscmd /config /enableglobalqueryblocklist 0`
- C. Run `dnscmd /config /enableglobalqueryblocklist 1`
- D. Create a canonical name (CNAME) record for isatap.contoso.com.

Correct Answer: B

Section: (none)

Explanation

Explanation/Reference:

QUESTION 6

You need to ensure that only the members of the Power Users group and the members of the Administrators group can view the events in the System log. Which tools should you use?

- A. Wecutil
- B. Event Viewer
- C. Local Group Policy Editor
- D. Local Users and Groups

Correct Answer: C

Section: (none)

Explanation

Explanation/Reference:

QUESTION 7

Your network contains a domain controller named DC1 that runs Windows Server 2008 R2 Service Pack 1 (SP1). You need to create a script to clear the address table cache of the physical network interface. Which tool should you run in the script?

- A. dnscmd.exe
- B. arp.exe
- C. netbtugc.exe
- D. nbtstat.exe

Correct Answer: B

Section: (none)

Explanation

Explanation/Reference:

I think D-arp.exe is the best. However netsh would probably work better to clear the arp cache. However if the question is referring to the Netbios cache then NBTSTAT would be used. Either could be used in a script. The question is vague so not sure which is correct.

QUESTION 8

Your network contains a DNS server that hosts a zone for fabrikam.com. Dynamic updates are enabled on the zone.

The network contains a Web server named web1.fabrikam.com. Web1.fabrikam.com uses the 172.23.1.6 IP address.

Web1.fabrikam.com hosts three websites as shown in the exhibit. (Click the Exhibit button.)

You change the IP address of web1.fabrikam.com to 172.23.1.20.

After the change, users report that they cannot access Web2 and Web3. The users can access Web1.

You change the IP address of web1.fabrikam.com to 172.23.1.6.

The users report that they can access all three websites.

You need to ensure that when you change the IP address of web1.fabrikam.com, the users can access all

three websites.

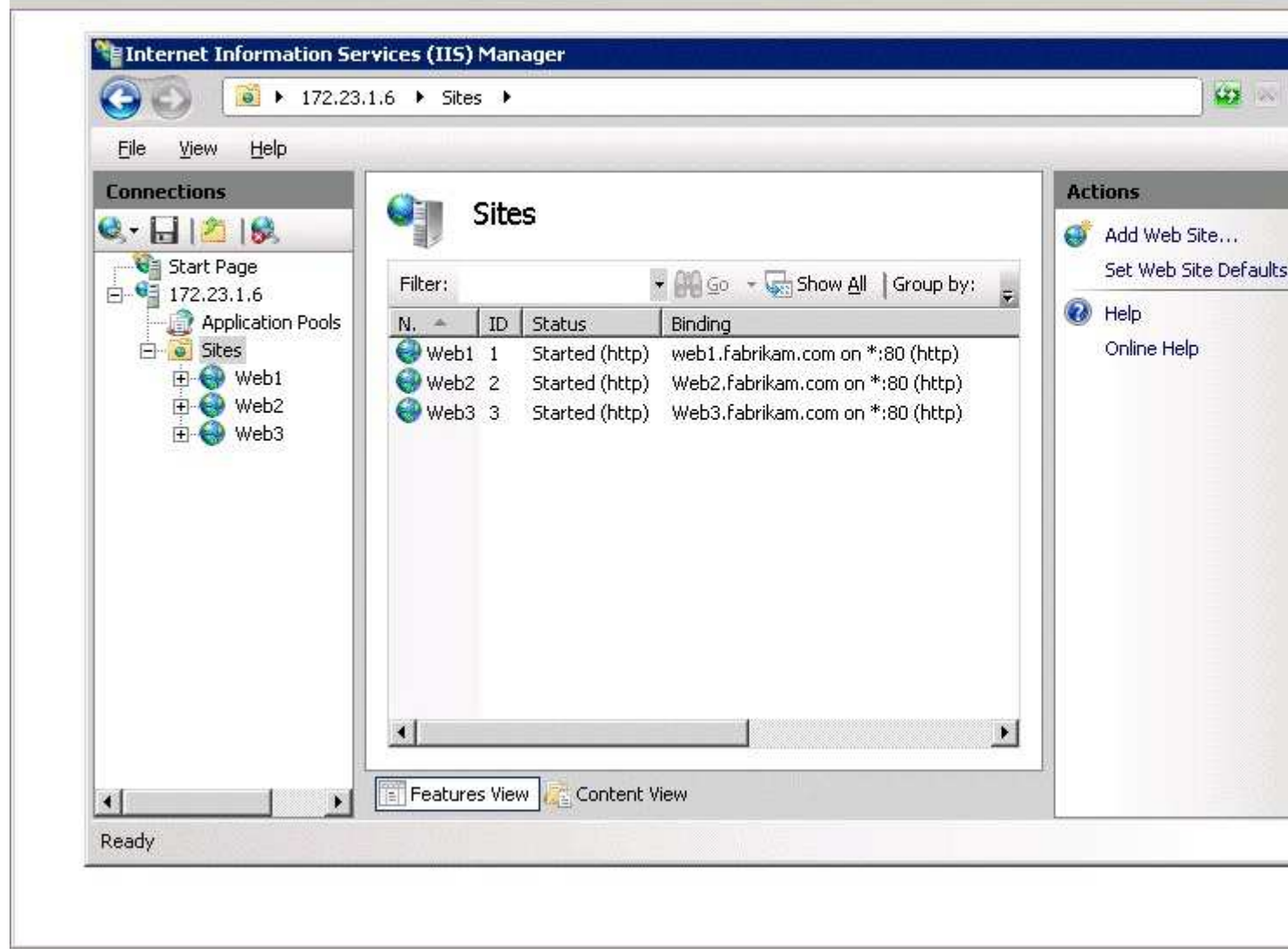
What should you do?

Exhibit:

Question 33 of 50

Question

Exhibit



- A. Change the host (A) records of web2.fabrikam.com and web3.fabrikam.com to service location (SRV) records.
- B. Restart the Netlogon service on web1.fabrikam.com.
- C. Restart the DNS Client service on web1.fabrikam.com.
- D. Change the host (A) records of web2.fabrikam.com and web3.fabrikam.com to canonical name (CNAME) records.

Correct Answer: D

Section: (none)

Explanation

Explanation/Reference:

QUESTION 9

You have a client computer named Computer 1 that runs Windows 7.

You need to ensure that, from Computer 1, you can enumerate all of the records in a DNS zone.

Which settings should you configure from the properties of the DNS zone?

To answer, select the appropriate tab in the answer area.

- A. General
- B. Start of Authority (SOA)
- C. Name Servers
- D. WINS
- E. Zone Transfers
- F. Security

Correct Answer: E

Section: (none)

Explanation

Explanation/Reference:

Question 38 of 50

Question

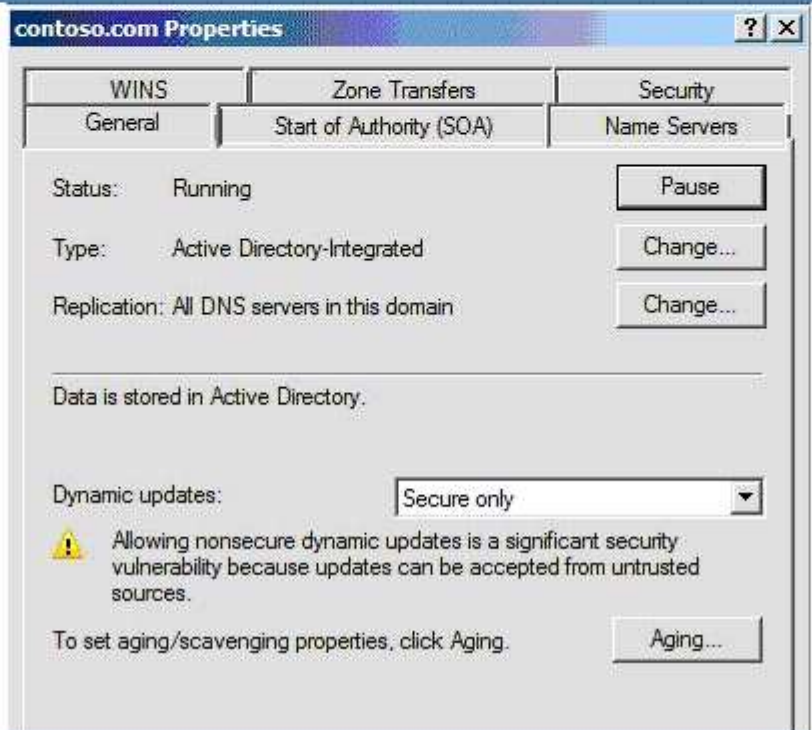
You have a client computer named Computer1 that runs Windows 7.

You need to ensure that, from Computer1, you can enumerate all of the records in a DNS zone.

Which settings should you configure from the properties of the DNS zone?

To answer, select the appropriate tab in the answer area.

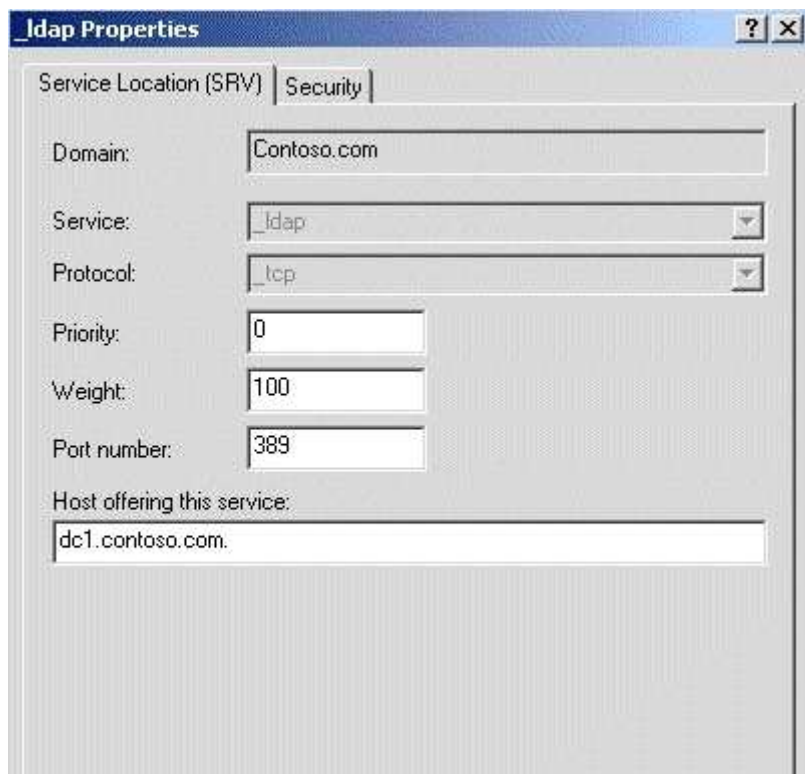
Answer Area



QUESTION 10

Your network contains an Active Directory domain named contoso.com. The domain contains two domain controllers named DC1 and DC2. The service location (SRV) records for both of the domain controllers have default values.

An SRV record for DC1 is shown in the exhibit. (Click the Exhibit button.)



You need to modify the SRV records to ensure that DC2 is contacted for authentication only when DC1 is unavailable.

What should you do?

- A. Increase the weight value of the SRV records for DC2.
- B. Increase the weight value of the SRV records for DC1.
- C. Increase the priority value of the SRV records for DC1.
- D. Increase the priority value of the SRV records for DC2.

Correct Answer: D

Section: (none)

Explanation

Explanation/Reference:

QUESTION 11

Your network contains two Active Directory domains named contoso.com and fabrikam.com. Each domain contains several domain controllers. All of the domain controllers are configured as DNS servers for their respective domain.

From a client computer in contoso.com, you discover that you cannot resolve host names in fabrikam.com.

You need to ensure that the client computers in contoso.com can resolve host names in fabrikam.com.

What should you do in contoso.com?

- A. Create a conditional forwarder.
- B. Disable forwarders.
- C. Modify the DNS suffix search order on all of the DNS servers.

D. Create a reverse lookup zone.

Correct Answer: A

Section: (none)

Explanation

Explanation/Reference:

QUESTION 12

Your network contains an Active Directory domain named contoso.com.

A partner organization has an Active Directory domain named fabrikam.com.

Your company plans to provide VPN access for fabrikam.com users.

You need to configure Network Policy Server (NPS) to forward authentication requests to fabrikam.com.

What should you configure on the NPS server?

- A. connection request policies
- B. system health validators (SHVs)
- C. health policies
- D. remediation server groups

Correct Answer: A

Section: (none)

Explanation

Explanation/Reference:

QUESTION 13

Your network contains an Active Directory domain named contoso.com.

The domain contains a server named Server3 that has the DHCP Server server role installed.

You need to configure Windows Firewall on Server3 to allow IPv4 client computers access to the DHCP Server service.

Which port or ports should you allow through Windows Firewall?

- A. TCP 53 and UDP 53
- B. TCP 995
- C. TCP 67 and TCP 68
- D. UDP 995
- E. TCP 993
- F. TCP 587 and UDP 587
- G. UDP 993
- H. UDP 546 and UDP 547
- I. TCP 1433
- J. UDP 67 and UDP 68
- K. TCP 546 and TCP 547
- L. TCP 636
- M. UDP 1433

Correct Answer: J

Section: (none)

Explanation

Explanation/Reference:

QUESTION 14

Your network contains an Active Directory domain named contoso.com.

The domain contains a server named Server2 that has the DNS Server server role installed.

You need to configure the Windows Firewall on Server2 to allow client computers access to the DNS Server service.

Which port or ports should you allow through Windows Firewall?

- A. UDP 546 and UDP 547
- B. UDP 993
- C. TCP 993
- D. TCP 995
- E. UDP 995
- F. TCP 67 and TCP 68
- G. TCP 636
- H. TCP 587 and UDP 587
- I. TCP 546 and TCP 547
- J. UDP 67 and UDP 68
- K. UDP 1433
- L. TCP 1433
- M. TCP 53 and UDP 53

Correct Answer: M

Section: (none)

Explanation

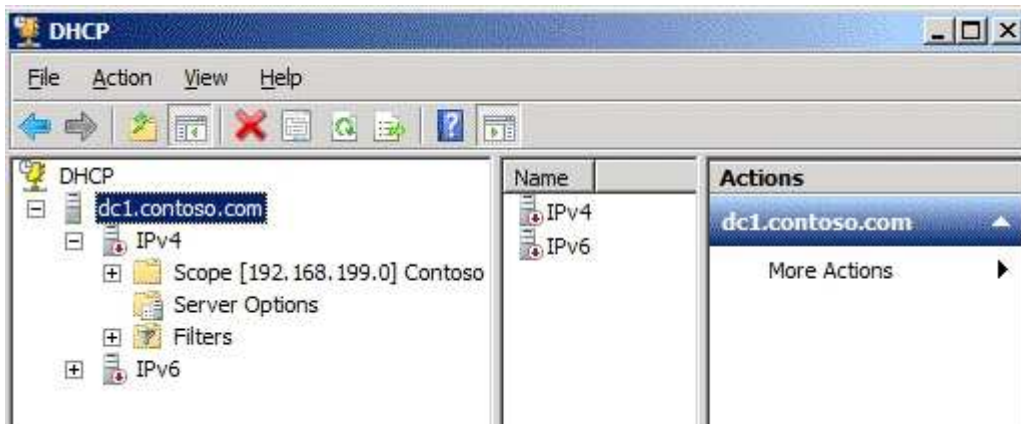
Explanation/Reference:

QUESTION 15

Your network contains a server named DC1 that has the DHCP Server server role installed.

You discover that clients are not being assigned IP addresses from DC1.

You open the DHCP console as shown in the exhibit. (Click the Exhibit button.)



You need to ensure that the clients can be assigned IP addresses from DC1.

What should you do?

- A. Compact the database.
- B. Configure DHCP link layer-based filtering.
- C. Configure a DHCP Relay Agent.
- D. Restore the database from a backup.
- E. Configure Routing Information Protocol version 2 (RIPv2) on the router
- F. Increase the database cleanup interval.
- G. Configure Open Shortest Path First (OSPF) on the router
- H. Configure name protection.
- I. Reconcile the scope.
- J. Modify the start address.
- K. Authorize DC1 in Active Directory.

Correct Answer: K

Section: (none)

Explanation

Explanation/Reference:



<http://www.gratisexam.com/>